



CITROËN DISPATCH VAN

PRICES, EQUIPMENT AND TECHNICAL SPECIFICATION

MY22.25

March 2022

INSPIRED BY YOU

1. CHOOSE YOUR LEVEL - PANEL VAN

X PRO

Safety & Security

ESC with Hill Start Assist, ABS braking including EBA and EBFD
Remote central locking with deadlocking and separate locking for cab
Automatic fuel cut-off & door unlocking in event of accident
Full steel bulkhead
Daytime running lights



Seating

Driver's seat with height, rake, reach and lumbar adjustment
Driver's seat armrest
Dual passenger bench seat with storage tray

Comfort & Convenience

Front electric windows with 'one-touch' operation and anti-pinch
Electrically adjustable heated door mirrors
12v socket in cabin and load area
Full size steel spare wheel

Cruise control with speed limiter

Exterior Features

Side rubbing strips
16 inch steel wheels with black centre cap
Twin unglazed rear doors (opening to 180°)
Twin sliding side doors

Technology & Entertainment

DAB radio with Bluetooth® handsfree and USB socket
Citroën Connect Box with Emergency & Assistance system



ENTERPRISE PRO

(IN ADDITION TO X PRO)

Comfort & Convenience

Air conditioning
Laminated acoustic windscreen

Safety & Security

Full steel bulkhead with Moduwork® load-through flap under outer passenger seat
Alarm



Seating

Moduwork® dual passenger bench seat with fold-up outer seat, fold-down writing table in central seat back and storage under squab of central passenger seat

Lighting and Visibility

Automatic lights
Automatic windscreen wipers

Technology & Entertainment

7" Colour touchscreen with Citroën Connect DAB radio, Bluetooth® handsfree, USB socket, bituner, Apple CarPlay™, Android Auto and coffee break alert (indicating 2 hours' continuous driving)

DRIVER PRO

(IN ADDITION TO ENTERPRISE PRO)

Comfort & Convenience

Electrically folding heated door mirrors
VisioPark 180°
Rear parking sensors
Leather Steering Wheel

Lighting and Visibility

Front fog lights
LED daytime running lights

Exterior Features

17 inch 'Curve' alloy wheels
Look Pack: body colour front and rear bumpers, side rubbing strips and exterior door handles
Metallic Paint

Technology & Entertainment

Citroën Connect Nav:
- Automatic connection via Citroën Connect Box. If not, data connection must be provided by tethering a smartphone
- Includes 3 year free subscription to Real Time Traffic subscribe via the Citroën Services Store.



Safety & Security

Safety Pack: lane departure warning, speed limit recognition, intelligent speed adaptation, driver attention alert and smart beam headlights
Electronic Handbrake
Security Pack (@-Dispatch only)

1. CHOOSE YOUR LEVEL - CREW VAN

The Dispatch Van also offers the option to have a Crew Van for those who want the versatility to decide between carrying up to six people, whilst also having a large and adaptable cargo area.

ENTERPRISE PRO CREW VAN

Safety & Security

- Alarm
- Front lateral airbags
- Front driver and passenger airbags
- ESC with Hill Start Assist, ABS braking including EBA and EBFDD
- Remote central locking with deadlocking.
- Selective cab and load area locking via 3-button flip remote control key
- Full, toughened plastic bulkhead with polycarbonate window, fixed behind row 2 seats, insulated for sound and temperature

Comfort & Convenience

- Air conditioning
- Electrically adjustable heated door mirrors
- Front electric windows with 'one-touch' operation
- Full size steel spare wheel
- 12 volt sockets (cabin & cargo area)
- Cruise control with speed limiter

Technology & Entertainment

- 7" colour touchscreen with Citroën Connect DAB radio, Bluetooth® handsfree, USB socket, bituner, Apple CarPlay™, Android Auto and coffee break alert (indicating 2 hours' continuous driving)
- Citroën Connect Box with Emergency & Assistance system

Lighting & Visibility

- Automatic lights
- Automatic windscreen wipers

Exterior Features

- Side rubbing strips
- Fixed side windows in row 2 with noise-reducing, dark tinted glass (to approx. 70% opacity)
- Twin unglazed rear doors (opening to 180°)
- 16 inch steel wheels

Seating

- Driver's seat with height, rake, reach, and lumbar adjustment
- Driver's seat armrest
- Dual front passenger bench seat with under-seat storage tray
- Three-seat bench in row 2 with under-seat storage



DRIVER PRO CREW VAN

IN ADDITION TO ENTERPRISE PRO

Safety & Security

- Safety Pack:** lane departure warning system, speed limit recognition, intelligent speed adaptation, driver attention alert, and smart beam headlights
- Electronic Handbrake

Comfort & Convenience

- Electrically folding heated door mirrors
- VisioPark 180°
- Rear parking sensors
- Leather Steering Wheel

Technology & Entertainment

- Citroën Connect Nav:
 - Automatic connection via Citroën Connect Box. If not, data connection must be provided by tethering a smartphone
 - Includes 3 year free subscription to live services, subscribe via the Citroën Services Store.

Lighting & Visibility

- Front fog lights
- LED daytime running lights

Exterior Features

- 17 inch 'Curve' alloy wheels
- Look Pack:** body colour front and rear bumpers, side rubbing strips, exterior door handles
- Metallic Paint



2. CHOOSE YOUR VERSION

Body Style & Trim Level	Length	Version	HP	Insurance Group	Load Length (mm)	Maximum Indicative Payload (kg)	Load space (m ³)*	Gross Vehicle Weight (kg)	WLTP CO ₂ g/km**	LCDV Code	Basic M.R.R.P.	V.A.T.	Total M.R.R.P.	On The Road M.R.R.P.
Panel Van X Pro	M	Dispatch BlueHDi 100 S&S 6-speed manual 1000	100	37A	2512	1109	5.3	2695	174	2CK0F2HPQKTOA0F0	£23,765	£4,753	£28,518	£29,638
Panel Van Enterprise Pro	XS	Dispatch BlueHDi 100 S&S 6-speed manual 1000	100	35E	2162	1154	4.6	2695	174	2CK0F1NPQKTOA0F0	£24,180	£4,836	£29,016	£30,136
	XS	e-Dispatch 50 kWh Auto 1000	136	40E	2162	1002	4.6	2840	0	2CK0F1NESFTOA0F0	£34,950	£6,990	£41,940	£42,785
	M	Dispatch BlueHDi 100 S&S 6-speed manual 1000	100	36E	2512	1109	5.3	2695	174	2CK0F2NPQKTOA0F0	£24,880	£4,976	£29,856	£30,976
	M	Dispatch BlueHDi 145 S&S 6-speed manual 1400	145	40E	2512	1446	5.3	3100	195	2CK0F2NPEKTOA0F2	£26,080	£5,216	£31,296	£32,416
	M	Dispatch BlueHDi 145 S&S EAT8 Auto 1400	145	40E	2512	1412	5.3	3100	196	2CK0F2NPE1TOA0F2	£27,380	£5,476	£32,856	£33,976
	M	e-Dispatch 50 kWh Auto 1000	136	40E	2512	1001	5.3	2875	0	2CK0F2NESFTOA0F0	£35,650	£7,130	£42,780	£43,625
	M	e-Dispatch 75 kWh Auto 1000	136	41E	2512	1000	5.3	3025	0	2CK0F2NEZFTOA0F0	£38,850	£7,770	£46,620	£47,465
	XL	Dispatch BlueHDi 100 S&S 6-speed manual 1000	100	36E	2862	1160	6.1	2830	180	2CK0F3NPQKTOA0F0	£25,780	£5,156	£30,936	£32,056
	XL	Dispatch BlueHDi 145 S&S 6-speed manual 1400	145	40E	2862	1408	6.1	3100	197	2CK0F3NPEKTOA0F2	£26,980	£5,396	£32,376	£33,496
	XL	Dispatch BlueHDi 145 S&S EAT8 Auto 1400	145	40E	2862	1393	6.1	3100	198	2CK0F3NPE1TOA0F2	£28,280	£5,656	£33,936	£35,056
XL	e-Dispatch 50 kWh Auto 1000	136	40E	2862	1003	6.1	2905	0	2CK0F3NESFTOA0F0	£36,550	£7,310	£43,860	£44,705	
XL	e-Dispatch 75 kWh Auto 1000	136	41E	2862	1002	6.1	3055	0	2CK0F3NEZFTOA0F0	£39,750	£7,950	£47,700	£48,545	
Panel Van Driver Pro	M	Dispatch BlueHDi 120 S&S 6-speed manual 1000	120	32E	2512	1108	5.3	2695	176	2CK0F2TPPKTOA0F2	£29,380	£5,876	£35,256	£36,376
	M	Dispatch BlueHDi 145 S&S 6-speed manual 1400	147	36E	2512	1446	5.3	3100	197	2CK0F2TPEKTOA0F2	£29,780	£5,956	£35,736	£36,856
	M	Dispatch BlueHDi 180 S&S EAT8 Auto 1400	174	38E	2512	1398	5.3	3100	198	2CK0F2TPM1TOA0F2	£33,280	£6,656	£39,936	£41,056
	M	e-Dispatch 75 kWh Auto 1000	136	36E	2512	1000	5.3	3025	0	2CK0F2TEZFTOA0F2	£42,150	£8,430	£50,580	£51,425
	XL	Dispatch BlueHDi 145 S&S 6-speed manual 1400	145	36E	2862	1408	6.1	3100	199	2CK0F3TPEKTOA0F2	£30,680	£6,136	£36,816	£37,936
XL	Dispatch BlueHDi 180 S&S EAT8 Auto 1400	174	38E	2862	1398	6.1	3100	200	2CK0F3TPM1TOA0F2	£34,180	£6,836	£41,016	£42,136	
Crew Van Enterprise Pro	M	Dispatch BlueHDi 145 S&S 6-speed manual 1200	145	39E	2017	1260	3.2	3030	198	2CK0F7NPEKTOA0F2	£29,000	£5,800	£34,800	£35,920
	M	e-Dispatch 75 kWh Auto 1000	136	42E	2017	1004	3.2	3090	0	2CK0F7NEZFTOA0F0	£41,770	£8,354	£50,124	£50,969
	XL	Dispatch BlueHDi 145 S&S 6-speed manual 1200	145	39E	2365	1260	4	3030	198	2CK0FLNPEKTOA0F2	£29,900	£5,980	£35,880	£37,000
Crew Van Driver Pro	M	Dispatch BlueHDi 145 S&S 6-speed manual 1200	147	35E	2017	1260	3.2	3030	199	2CK0F7TPEKTOA0F2	£32,700	£6,540	£39,240	£40,360
	M	Dispatch BlueHDi 180 S&S EAT8 Auto 1300	174	38E	2365	1330	3.2	3100	200	2CK0F7TPM1TOA0F2	£36,200	£7,240	£43,440	£44,560

*Enterprise Pro and Driver Pro versions benefit from the Moduwork® seat which provides an additional load length of 1162mm and increases the load volume by 0.5m³

** WLTP figures shown are for comparison purposes and should only be compared to the fuel consumption and CO₂ values of other vans tested to the same technical standard. The fuel consumption achieved, and CO₂ produced, in real world conditions will depend upon a number of factors including, but not limited to: the accessories fitted (pre and post registration); variations in weather; driving styles and vehicle load. The WLTP (Worldwide Harmonised Light Vehicles Test Procedure) is used to measure fuel consumption and CO₂ figures.

Legal notice ELECTRIC VEHICLES:

(1) The range and electric consumption figures mentioned comply with the WLTP test procedure, on the basis of which new vehicles are type approved from 1 September 2018. They may vary depending on actual conditions of use and on different factors such as : speed, thermal comfort on board the vehicle, driving style and outside temperature. The charging time depends in particular on the power of the charger on board the vehicle, the charging cable and the type and power of the charging station used. Please contact your dealer for further information. For more information [refer to the website that each of the Brands has put in place to explain the WLTP.]



2. ELECTRIC VAN PRICING BREAKDOWN

To make the pricing of our fantastic e-Dispatch vans as simple as possible, we have provided a basic breakdown below. Please note that the Plug in Van Grant is applied to the Base Vehicle Price (incl. VAT) including any manufacturer discounts. We have not included any manufacturer discounts in the breakdown below, and so the prices are subject to change based upon any discounts being offered at the time. Please contact your local Dealership to find out about any manufacturer promotions which may impact the amount of PiVG that you can receive, and therefore the overall price of the vehicle.

	Length	Version	Maximum Indicative Payload (kg)	Load space (m ³)*	Gross Vehicle Weight (kg)	WLTP CO2 g/km	WLTP Combined Range (miles)	WLTP City Range (miles)	LCDV Code	Basic M.R.R.P.	V.A.T.	Total M.R.R.P.	Government Grant**	Basic Price after PiVG	Total Retail Price after PiVG	OTR Price after PiVG
Panel Van Enterprise Pro	XS	e-Dispatch 50 kWh Auto 1000	1002	4.6	2840	0	137	205	2CK0F1NESFT0A0F0	£34,950	£6,990	£41,940	£5,000	£29,950	£36,940	£37,785
Panel Van Enterprise Pro	M	e-Dispatch 50 kWh Auto 1000	1001	5.3	2875	0	136	201	2CK0F2NESFT0A0F0	£35,650	£7,130	£42,780	£5,000	£30,650	£37,780	£38,625
Panel Van Enterprise Pro	M	e-Dispatch 75 kWh Auto 1000	1000	5.3	3025	0	196	267	2CK0F2NEZFT0A0F0	£38,850	£7,770	£46,620	£5,000	£33,850	£41,620	£42,465
Panel Van Enterprise Pro	XL	e-Dispatch 50 kWh Auto 1000	1003	6.1	2905	0	134	199	2CK0F3NESFT0A0F0	£36,550	£7,310	£43,860	£5,000	£31,550	£38,860	£39,705
Panel Van Enterprise Pro	XL	e-Dispatch 75 kWh Auto 1000	1002	6.1	3055	0	194	263	2CK0F3NEZFT0A0F0	£39,750	£7,950	£47,700	£5,000	£34,750	£42,700	£43,545
Panel Van Driver Pro	M	e-Dispatch 75 kWh Auto 1000	1000	5.3	3025	0	190	256	2CK0F2TEZFT0A0F2	£42,150	£8,430	£50,580	£5,000	£37,150	£45,580	£46,425
Crew Van Enterprise Pro	M	e-Dispatch 75 kWh Auto 1000	1004	3.2	3090	0	193	260	2CK0F7NEZFT0A0F0	£41,770	£8,354	£50,124	£5,000	£36,770	£45,124	£45,969

* Enterprise Pro and Driver Pro versions benefit from the Moduwork® seat which provides an additional load length of 1162mm and increases the load volume by 0.5m³

** The Government PiVG is worked out at 35% of the Base Vehicle Price (incl. VAT) and including any discounts applied up to a maximum of £6,000

Legal notice ELECTRIC VEHICLES:

(1) The range and electric consumption figures mentioned comply with the WLTP test procedure, on the basis of which new vehicles are type approved from 1 September 2018. They may vary depending on actual conditions of use and on different factors such as : speed, thermal comfort on board the vehicle, driving style and outside temperature. The charging time depends in particular on the power of the charger on board the vehicle, the charging cable and the type and power of the charging station used. Please contact your dealer for further information. For more information [refer to the website that each of the Brands has put in place to explain the WLTP.]

3. CHOOSE YOUR PAINT COLOUR AND UPHOLSTERY

BODY COLOURS

All versions					
Flat colours	Metallic colours			Special colours [^]	
Polar White	Cumulus Grey	Platinum Grey	Perla Nera Black	Passion Red*	Imperial Blue*
POWP	MOF4	MOVL	MO9V	E0X9	E04P
●	○	○	○	○	○
-	£460 + VAT			£670 + VAT	

- Standard
- Cost option on X Pro / Enterprise Pro. No cost option on Driver Pro
- * Passion Red/Imperial Blue not available on Driver Pro
- ^ Special paint subject to extended lead times and is not available on Driver Pro



CUMULUS GREY (M)



PLATINUM GREY (M)



PERLA NERA BLACK (M)



POLAR WHITE (F)



PASSION RED (S) ⁽¹⁾



IMPERIAL BLUE (S) ⁽¹⁾

INTERIOR TRIM

All versions
Seat trim - Grey 'Mica' cloth (43FT)



WHEELS



16 inch steel wheel with black centre cap



17 inch steel wheel with black centre cap



17 inch 'Curve' alloy wheel Standard on Driver Pro



17 inch 'Curve' bit-tone alloy wheel Option on Driver Pro

4. STANDARD EQUIPMENT BY VERSION

EQUIPMENT	PANEL VAN			CREW VAN	
	X PRO	ENTERPRISE PRO	DRIVER PRO	ENTERPRISE PRO	DRIVER PRO
TECHNOLOGY AND ENTERTAINMENT					
DAB Radio with Bluetooth® handsfree and USB socket	●	-	-	-	-
7" Colour touchscreen with Citroën Connect DAB radio, Bluetooth® handsfree, USB socket, bi-tuner, Apple CarPlay™, Android Auto and coffee break alert (indicating 2 hours' continuous driving)	-	●	-	●	-
7" Colour touchscreen with Citroën Connect Navigation & DAB radio, Bluetooth® handsfree, USB socket, bi-tuner, Apple CarPlay™, Android Auto and coffee break alert (indicating 2 hours' continuous driving)	-	○	●	○	●
Citroën Connect Box with Emergency & Assistance system (electric versions only)	-	●	●	●	-
3 year subscription to Connected Navigation Pack, including Real Time Traffic & Speedcam*^	-	○	●	○	●
COMFORT AND CONVENIENCE					
Front electric windows with 'one-touch' operation and anti-pinch	●	●	●	●	●
Air conditioning	○	●	●	●	●
Cruise Control with speed limiter	●	●	●	●	●
VisioPark 180° with rear parking sensors	-	-	●	-	●
12 volt socket in cabin	●	●	●	●	●
12 volt socket in cargo area	●	●	●	●	●
Height and reach adjustable steering wheel	●	●	●	●	●
Leather gear lever with leather multi-function steering wheel	-	○	●	○	●
SAFETY AND SECURITY					
Safety Pack: Lane Departure Warning System, speed limit recognition, driver attention alert, smart beam headlights	-	○	●	○	●
Electric Parking Brake (Standard on Electric Versions only)	-	●	●	●	-
Security Pack: Video Advanced Emergency Braking System, Collision Alert, Forward Collision Warning. (Only available on Electric Versions)	-	○	●	○	-
Electronic Stability Control and ABS with Hill Start Assist, EBA and EBFD	●	●	●	●	●
Perimetric and volumetric, Thatcham category 1 approved alarm	-	●	●	●	●
Remote central locking with deadlocking. Selective cab and load area locking via 3-button plip remote control key (x2)	●	●	●	●	●
Dashboard mounted central locking push button and auto locking above 7mph	●	●	●	●	●
Rolling code transponder immobiliser (Thatcham approved)	●	●	●	●	●
Visible VIN at base of windscreen	●	●	●	●	●
Lockable fuel cap (diesel versions only)	●	●	●	●	●
Automatic fuel cut-off & door unlocking in event of accident	●	●	●	●	●
Driver and front passengers' airbags with passengers' airbag deactivate switch	●	●	●	●	●
Front lateral airbags	○	○	○	●	●
Height-adjustable 3-point pre-tensioner seat belts with force limiter (central seatbelt on dual passenger seat not height-adjustable & no pre-tensioner)	●	●	●	●	●
Unfastened seat belt warning for driver, front passengers (with dual bench or single passenger seat). Also row 2 on Crew Van	●	●	●	●	●
LIGHTING AND VISIBILITY					
Height adjustable halogen headlights with integrated daytime running lights (DRL's)	●	●	●	●	●
High level third brake light	●	●	●	●	●
Two-speed and intermittent front wipers	●	●	●	●	●
Electrically adjustable heated door mirrors	●	●	●	●	●
Manually folding door mirrors	●	●	-	●	-
Electrically folding heated door mirrors with temperature sensor (Painted Black as standard)	-	○	●	○	●
Visibility Pack: automatic lights and windscreen wipers	-	●	●	●	●
Front fog lights (static)	○	○	●	○	●

● Standard ○ Cost option - Not available

EQUIPMENT	PANEL VAN			CREW VAN	
	X PRO	ENTERPRISE PRO	DRIVER PRO	ENTERPRISE PRO	DRIVER PRO
DOORS & WINDOWS					
Twin unglazed rear doors, opening to 180°	●	●	●	●	●
Twin sliding side doors (manually operated)	●	●	●	●	●
Laminated windscreen	●	-	-	-	-
Laminated acoustic windscreen	-	●	●	●	●
Front windows tinted to 30% opacity	●	●	●	●	●
Fixed side windows in Row 2 with noise-reducing, dark tinted glass (to approx. 70% opacity)	-	-	-	●	●
Fixed side windows with noise-reducing tinted glass (to approx. 30% opacity)	○	○	○	-	-
SEATING					
Driver's seat height, rake and reach adjustable with lumbar adjustment and armrest	●	●	●	●	●
Front seats with height-adjustable head restraints	●	●	●	●	●
Single passenger seat rake and reach adjustable	-	-	○	○	○
Dual front passenger bench seat with under-seat storage tray	●	-	-	●	●
Moduwork®: dual passenger bench seat with fold-up outer seat, fold-down writing table in central seat back and storage under central seat	○	●	●	-	-
Three-seat bench in row 2 with two armrests and under-seat storage	-	-	-	●	●
INTERIOR FEATURES, STORAGE, AND LOAD CARRYING					
Dashboard storage areas	●	●	●	●	●
Closed upper and open lower glove boxes	●	●	●	●	●
Front door pockets with 1.5l bottle holders	●	●	●	●	●
Cup holders for driver and passenger, at top of dashboard	●	●	●	●	●
Storage tray under front passenger seats	●	-	-	●	●
Storage under squab of central passenger seat	-	●	●	-	-
Storage under Row 2 passenger seats	-	-	-	●	●
Hard plastic floor protection in cabin	●	●	●	●	●
Full steel bulkhead (Interior rear view mirror only included if has glazed bulkhead and glazed rear doors or tailgate)	●	-	-	-	-
Full steel bulkhead with Moduwork® load-through flap under outer passenger seat (Interior rear view mirror only included if has glazed bulkhead and glazed rear doors or tailgate)	-	●	●	-	-
Full, toughened plastic bulkhead with polycarbonate window, fixed behind Row 2 seats, insulated for sound and temperature	-	-	-	●	●
Load tie-down hooks in cargo area (6 in XS and M versions, 8 in XL versions)	●	●	●	●	●
WHEELS, TYRES AND EXTERIOR STYLE					
Full size steel spare wheel	●	●	●	●	●
16 inch steel wheels with black centre cap	●	●	-	●	-
17 inch Curve alloy wheels with Agilis Tyres	-	○	●	○	●
Locking wheel nuts (included when optional alloy wheels specified)	-	○	●	○	●
Worksite Pack : 20mm increased ground clearance, 20mm thick under engine protection plate	○	○	○	○	○
Black front and rear bumpers, side rubbing strips, exterior door handles and door mirrors	●	●	-	●	-
Look Pack: body colour front and rear bumpers, side rubbing strips and exterior door handles, with front fog lights and LED daytime running lights (Centre section of rear bumper not painted on XL versions. Incompatible with Passion Red or special paint).	-	○	●	○	●
Metallic Paint	○	○	●	○	●
INSTRUMENTS					
Rev counter with maintenance and gear efficiency (GEI) indicators (diesel versions)	●	●	●	●	●
Multi-function on-board trip computer	●	●	●	●	●
Door opening warning and audible lights-on warning	●	●	●	●	●
TOWING					
Preparation for towbar: wiring and connector for towbar interface	●	●	●	●	●
ELECTRIC VEHICLE SPECIFIC					
Mode 3 charging cable - 6 meters (for use with wallbox)	-	●	●	●	-
Remote temperature pre-conditioning (requires e-Remote Control service subscription - free of charge)	-	●	●	●	-
AVAS: Acoustic Vehicle Alerting System. Generates a sound when travelling at low speed, audible outside the vehicle for pedestrian safety	-	●	●	●	-

● Standard ○ Cost option - Not available

4. OPTIONAL EQUIPMENT BY VERSION

EQUIPMENT	COMMENTS	OPTION CODE	PANEL VAN			CREW VAN	
			X PRO	ENTERPRISE PRO	DRIVER PRO	ENTERPRISE PRO	DRIVER PRO
TECHNOLOGY AND ENTERTAINMENT							
7" Colour touchscreen with Citroën Connect Navigation & DAB radio, Bluetooth® handsfree, USB socket, bi-tuner, Apple CarPlay™, Android Auto and coffee break alert (indicating 2 hours' continuous driving) - Includes Real Time Traffic updates and SpeedCam subscription - 3 year subscription *^		WLX7	-	£600	•	£600	•
COMFORT AND CONVENIENCE							
Air conditioning		RE01	£800	•	•	•	•
Automatic dual zone air conditioning		RE07	-	£300	£300	£300	£300
Remove VisioPark 180° with rear parking sensors		UB00	-	-	-£180	-	-£180
Retractable rear side window blinds		UD03	-	-	-	£75	£75
Leather gear lever with leather multi-function steering wheel		VH04	-	£200	•	£200	•
Keyless entry / start & multi function steering wheel		YD01	-	£350	£350	-	-
SEATING							
Individual front passenger seat with armrest. Height adjustable driver's seat with lumbar adjustment and armrest.	Incompatible with Moduwork®. Not available on electric versions. Available only as Special Order on X Pro version	WAAS	-	-	£0	-	-
Individual front passenger seat with armrest. Height adjustable driver's seat with lumbar adjustment and armrest.		WAA0	-	-	-	£0	£0
Moduwork®: dual passenger bench seat with fold-up outer seat, fold-down writing table in central seat back and storage under central seat. Height adjustable driver's seat with lumbar adjustment and armrest.	Brings full steel bulkhead with load-through flap under outer passenger seat	WAAT	£425	•	•	-	-
SAFETY & SECURITY							
Safety Pack: Lane Departure Warning System, speed limit recognition, driver attention alert, smart beam headlights	Brings camera at top of windscreen	LI01	-	£400	•	£400	•
Front lateral airbags	Brings Individual front passenger seat (WAAS) on X Pro version	NF10	£150	£150	£150	•	•
Security Pack: Video Advanced Emergency Braking System, Collision Alert, Forward Collision Warning. (Only available on Electric Versions)		D403	-	£810	•	£810	-

*Additional terms & conditions apply to connected services, including customer acceptance of location sharing prior to activation.

^Subject to subscription - after you have taken delivery of your vehicle, please subscribe on: <https://services-store.citroen.co.uk/>

• Standard - Not available ALL PRICES ARE SUBJECT TO VAT

EQUIPMENT	COMMENTS	OPTION CODE	PANEL VAN			CREW VAN	
			X PRO	ENTERPRISE PRO	DRIVER PRO	ENTERPRISE PRO	DRIVER PRO
LIGHTING AND VISIBILITY							
Electrically folding heated door mirrors with temperature sensor	Standard when PD22 ordered	HU02	-	£100	•	£100	•
Front fog lights (static)	Standard when PD22/D403 ordered	PR06	£120	£120	•	£120	•
DOORS AND WINDOWS							
Fixed side windows in sliding side doors, with noise-reducing tinted glass	Approx. 30% opacity	VG07	£100	£100	£100	-	-
Twin glazed rear doors (opening to 180°) with heated rear windows and wash-wipe	Brings interior rear view mirror when ordered with PX35 or PX37	WO05	£200	£200	£200	£200	£200
Tailgate with heated window and wash-wipe	Deletes 2 rear roof brackets used for fixing roof bars / roof rack. Brings interior rear view mirror when ordered with PX35 or PX37	WO06	£200	£200	£200	£200	£200
LOAD CARRYING							
Full steel bulkhead with window	Brings interior rear view mirror when ordered with WO05 or WO06	PX35	£150	£150	£150	-	-
Full, toughened plastic bulkhead, insulated for sound and temperature, with polycarbonate window	Provides an additional 40mm of seat travel and 8.5° of tilt on the driver's seat. Reduces load length by 116mm at a height of 1m from the floor. Brings interior rear view mirror when ordered with WO05 or WO06	PX37	£180	£180	£180	-	-
WHEELS, TYRES AND DRIVING CHARACTERISTICS							
Tyre pressure monitor		UE05	£50	£50	£50	£50	£50
17 inch 'Curve' alloy wheels with Agilis Tyres		ZHJP	-	£400	•	£400	•
17 inch 'Curve' bitone alloy wheels with Agilis tyres		ZHCN	-	-	£100	-	£100
Worksite Pack : 20mm increased ground clearance, 20mm under engine protection plate	Not available on electric versions	GA04	£480	£480	£480	£480	£480
Upgraded payload pack (only available on electric versions fitted with the 50KWh battery)	Only available on electric versions fitted with the 50KWh battery. Increases maximum indicative payload by 225 KG	CZ02	-	£500	-	-	-
11kW Tri-phase On Board Charger (Electric vehicles only). Offers faster charging only where three-phase power is available. Note: We do not recommend this option unless you intend to charge your e-Dispatch primarily from a source connected to three-phase power (unlikely if a home charge point). Using this charger in conjunction with a single-phase power source will actually charge your vehicle more slowly than the standard 7 kW single-phase onboard charger.		LZ04	-	£300	£300	£300	-
EXTERIOR STYLE							
Look Pack: body colour front and rear bumpers, side rubbing strips and exterior door handles, with front fog lights and LED daytime running lights	Centre section of rear bumper not painted on XL versions. Incompatible with special paint	PD22/ PD69	-	£450	•	£450	•
Metallic paint		0MM0	£460	£460	•	£460	•
Special Paint	Special paint subject to extended lead times	0ME0	£670	£670	-	£670	-
TOWING							
Towbar with mixed hook, 13 pin connector and Trailer Sway Mitigation	Towing plate and hook included but require fitting prior to delivery. Not available on electric versions	AQ10	£400	£400	£400	£400	£400
CONVERTER EQUIPMENT							
Upgraded battery and alternator (L3 720 battery, class 18 alternator)		BQ01	£90	£90	£90	£90	£90
Conversion interface box - Only for use for electrical connections for integral elements of a vehicle conversion	Not available on electric versions or in conjunction with AQ10	QC01	£90	£90	£90	£90	£90

• Standard • Not available ALL PRICES ARE SUBJECT TO VAT

SpeedCam package

The SpeedCam package helps you identify situations which require increased attention by sending you both audible and visual alerts (subject to settings). Within the UK the service highlights different types of speed cameras, and red light cameras, as well as accident blackspots. While the service is operational across most of Europe, it adapts as necessary when travelling in different countries to ensure the local laws with respect to Speed Camera identification are followed.

This option can be added to your Citroën Connect Nav subscription at any time. Please visit <https://services-store.citroen.co.uk/> to subscribe

Citroën Connected Services

Vehicles equipped with the Citroën Connect box, have an embedded SIM card. So as well as the safety features of this system, a range of other 'connected services' which require data transmission, can be offered on a subscription basis.

- **Telemaintenance:** proactive monitoring of your vehicle & contact when something needs attention

- **Real Time Traffic & Speedcam:** live data to enhance the Citroën Connect Nav system

- **E-Remote Control:** remote management of electric vehicle charging & temperature

Service availability depends on the hardware on each vehicle. To see if your vehicle is eligible for any services and subscribe, log in or create an account on <https://services-store.Citroën.co.uk/>

6. ENGINE INFORMATION

	BlueHDi 100 S&S	BlueHDi 120 S&S	BlueHDi 145 S&S	BlueHDi 145 S&S EAT8 Auto	BlueHDi 180 S&S EAT8 Auto
ENGINE					
Capacity (cc)	1499		1997		
Cylinders / Valves	4 / 16				
Max power CEE (kW (hp)/rpm)	75 (102) /3500	88 (120) / 3500	106 (144) / 3750	106 (144) /3750	130 (177) / 3750
Max torque CEE (Nm (lb/ft)/rpm)	270 (199) /1600	270 (199)/ 1750	340 (251) / 2000	370 (273)/ 2000	400 (295) / 2000
Bore and stroke (mm)	75 x 84.8	75 x 84.8	85 x 88	85 x 88	85 x 88
Fuel system	Diesel - High pressure turbo-charged direct injection				
Euro status	Euro 6.3				
Stop & Start system	•	•	•	•	•
TRANSMISSION					
Gearbox	Manual	Manual	Manual	Automatic	Automatic
Number of gears	6	6	6	8	8
PERFORMANCE (All figures driver alone)					
Max speed (mph)	90	99	106	106	106
FUEL TANK CAPACITY Litres (gallons)	70 (15.4)				
ADBLUE TANK CAPACITY Litres (gallons)	20.6				
BRAKES Front/ Rear	Ventilated discs / discs				

6. ELECTRIC MOTOR INFORMATION

	50 kWh Battery	75 kWh Battery
ENGINE		
Battery	Lithium-ion 50 kWh	Lithium-ion 75 kWh
Range (Combined - City)	137-205 miles	196-267
Max power CEE (kW (hp)/rpm)	100 (136) / 5500	100 (136) / 5500
CHARGING TIMES		
8A Domestic electrical plug (1.8kW)	28h	42h
Single Phase 32A Wallbox (7.4kW)	7h 30m	11h 20m
Three Phase 16A Wallbox (11kW)	4h 45m	7h
Quick Charge - DC Current (100 kW) 0-80%	30m	45m
TRANSMISSION		
Gearbox	Automatic	Automatic
PERFORMANCE (all figures driver alone)		
Max speed (mph)	81	81

Legal notice ELECTRIC VEHICLES:

(1) The range and electric consumption figures mentioned comply with the WLTP test procedure, on the basis of which new vehicles are type approved from 1 September 2018. They may vary depending on actual conditions of use and on different factors such as : speed, thermal comfort on board the vehicle, driving style and outside temperature. The charging time depends in particular on the power of the charger on board the vehicle, the charging cable and the type and power of the charging station used. Please contact your dealer for further information. For more information [refer to the website that each of the Brands has put in place to explain the WLTP.]

7. CO₂ AND FUEL ECONOMY

		ECONOMY Litres/100km					ECONOMY MPG					NEDC CO ₂ EMISSION S (g/km)	WLTP CO ₂ EMISSION S (g/km)*
		Low	Medium	High	Extra-high	Combined	Low	Medium	High	Extra-high	Combined		
Panel Van X Pro													
M	Dispatch BlueHDi 100 S&S 6-speed manual 1000	7.1-7.6	5.7-6.6	5.4-6.2	6.8-8.3	6.2-7.2	39.9-37.2	49.9-43.1	52.6-45.2	41.3-34.1	45.7-39.2	141	189-174
Panel Van Enterprise Pro													
XS	Dispatch BlueHDi 100 S&S 6-speed manual 1000	7.1-7.6	5.7-6.6	5.4-6.2	6.8-8.3	6.2-7.2	39.9-37.2	49.9-43.1	52.6-45.2	41.3-34.1	45.7-39.2	141	189-174
M	Dispatch BlueHDi 100 S&S 6-speed manual 1000	7.1-7.6	5.7-6.6	5.4-6.2	6.8-8.3	6.2-7.2	39.9-37.2	49.9-43.1	52.6-45.2	41.3-34.1	45.7-39.2	141	189-174
M	Dispatch BlueHDi 145 S&S 6-speed manual 1400	7.1-8.2	6-7.3	5.8-6.6	7.9-8.5	6.7-7.6	39.6-34.4	47.2-38.8	49.1-42.8	35.9-33.2	41.9-37	146	200-195
M	Dispatch BlueHDi 145 S&S EAT8 Auto 1400	8.5-9.3	6.7-7.7	5.9-7	7.3-8.6	6.9-8	33.2-30.4	42.4-36.7	47.8-40.4	38.7-32.9	40.9-35.3	144	210-196
XL	Dispatch BlueHDi 100 S&S 6-speed manual 1000	7.1-7.6	5.8-6.8	5.5-6.4	7-8.3	6.3-7.3	39.8-37.3	49.1-41.6	51.7-43.9	40.6-34.2	45-38.7	146	191-180
XL	Dispatch BlueHDi 145 S&S 6-speed manual 1400	7.4-9	6.3-7.3	5.9-6.9	7.9-8.7	6.9-7.9	38-31.3	44.8-38.6	47.5-41.1	35.9-32.3	40.9-35.7	149	207-197
XL	Dispatch BlueHDi 145 S&S EAT8 Auto 1400	8.5-9.3	6.7-7.7	5.9-7	7.3-8.6	6.9-8	33.2-30.4	42.4-36.7	47.8-40.4	38.7-32.9	40.9-35.3	145	210-198
Panel Van Driver Pro													
M	Dispatch BlueHDi 120 S&S 6-speed manual 1000	7-7.9	5.5-6.5	5.3-6.3	7-8.1	6.2-7.2	40.6-35.9	51.5-43.8	53.4-45.1	40.3-34.7	45.8-39.4	142	188-176
M	Dispatch BlueHDi 145 S&S 6-speed manual 1400	7.1-8.2	6-7.3	5.8-6.6	7.9-8.5	6.7-7.6	39.6-34.4	47.2-38.8	49.1-42.8	35.9-33.2	41.9-37	146	200-195
M	Dispatch BlueHDi 180 S&S EAT8 Auto 1400	7.9-9.1	6.6-7.6	6-6.9	7.4-8.4	6.8-7.9	35.7-31.1	43.1-37.1	47.4-41	38.3-33.4	41.3-35.8	143	207-198
XL	Dispatch BlueHDi 145 S&S 6-speed manual 1400	7.4-9	6.3-7.3	5.9-6.9	7.9-8.7	6.9-7.9	38-31.3	44.8-38.6	47.5-41.1	35.9-32.3	40.9-35.7	149	207-197
XL	Dispatch BlueHDi 180 S&S EAT8 Auto 1400	7.9-9.1	6.6-7.6	6-6.9	7.4-8.4	6.8-7.9	35.7-31.1	43.1-37.1	47.4-41	38.3-33.4	41.3-35.8	143	207-200
Crew Van Enterprise Pro													
M	Dispatch BlueHDi 145 S&S 6-speed manual 1200	7.4-9	6.3-7.3	5.9-6.9	7.9-8.7	6.9-7.9	38-31.3	44.8-38.6	47.5-41.1	35.9-32.3	40.9-35.7	149	207-199
XL	Dispatch BlueHDi 145 S&S 6-speed manual 1200	7.4-9	6.3-7.3	5.9-6.9	7.9-8.7	6.9-7.9	38-31.3	44.8-38.6	47.5-41.1	35.9-32.3	40.9-35.7	150	207-198
Crew Van Driver Pro													
M	Dispatch BlueHDi 145 S&S 6-speed manual 1200	7.4-9	6.3-7.3	5.9-6.9	7.9-8.7	6.9-7.9	38-31.3	44.8-38.6	47.5-41.1	35.9-32.3	40.9-35.7	149	207-199
M	Dispatch BlueHDi 180 S&S EAT8 Auto 1300	7.9-9.1	6.6-7.6	6-6.9	7.4-8.4	6.8-7.9	35.7-31.1	43.1-37.1	47.4-41	38.3-33.4	41.3-35.8	144	207-200

*WLTP figures shown are for comparison purposes and should only be compared to the fuel consumption and CO₂ values of other vans tested to the same technical standard. The fuel consumption achieved, and CO₂ produced, in real world conditions will depend upon a number of factors including, but not limited to: the accessories fitted (pre and post registration); variations in weather; driving styles and vehicle load. The WLTP (Worldwide Harmonised Light Vehicles Test Procedure) is used to measure fuel consumption and CO₂ figures. The CO₂ figures display a range to reflect the highest value for the highest emitting version with all available options added, through to a minimum value to represent the lowest emitting version in standard specification.

7. WEIGHTS AND LOADS OF YOUR DISPATCH

		Gross Vehicle Weight (GVW)	Kerb weight (1)	Mass in Service	Maximum indicative payload (2)	Max plated front axle (3)	Max plated rear axle (3)	Gross Train Weight (GTW)	Max. braked towing weight (4)	Max. unbraked towing weight	Max. towball weight	Turning Circle between kerbs (m)
Panel Van X Pro												
M	Dispatch BlueHDi 100 S&S 6-speed manual 1000	2695	1586	1770	1109	1500	1500	4230	1800	750	72	12.4
Panel Van Enterprise Pro												
XS	Dispatch BlueHDi 100 S&S 6-speed manual 1000	2695	1541	1718	1154	1500	1500	4230	1800	750	72	11.3
XS	ë-Dispatch 50 kWh Auto 1000	2840	1838	2000	1002	1500	1800	3840	1000	750	60	11.3
M	Dispatch BlueHDi 100 S&S 6-speed manual 1000	2695	1586	1770	1109	1500	1500	4230	1800	750	72	12.4
M	Dispatch BlueHDi 145 S&S 6-speed manual 1400	3100	1654	1837	1446	1500	1800	5000	2500	750	100	12.4
M	Dispatch BlueHDi 145 S&S EAT8 Auto 1400	3100	1688	1867	1412	1500	1500	4900	2500	750	100	12.4
M	ë-Dispatch 50 kWh Auto 1000	2875	1874	2037	1001	1500	1800	3875	1000	750	60	12.4
M	ë-Dispatch 75 kWh Auto 1000	3025	2025	2188	1000	1500	1800	4025	1000	750	60	12.4
XL	Dispatch BlueHDi 100 S&S 6-speed manual 1000	2830	1670	1861	1160	1500	1800	4230	2000	750	80	12.4
XL	Dispatch BlueHDi 145 S&S 6-speed manual 1400	3100	1692	1882	1408	1500	1800	5000	2500	750	100	12.4
XL	Dispatch BlueHDi 145 S&S EAT8 Auto 1400	3100	1707	1894	1393	1500	1800	4900	2500	750	100	12.4
XL	ë-Dispatch 50 kWh Auto 1000	2905	1902	2069	1003	1500	1800	3905	1000	750	60	12.4
XL	ë-Dispatch 75 kWh Auto 1000	3055	2053	2220	1002	1500	1800	4055	1000	750	60	12.4
Panel Van Driver Pro												
M	Dispatch BlueHDi 120 S&S 6-speed manual 1000	2695	1587	1770	1108	1500	1500	4230	2000	750	80	12.4
M	Dispatch BlueHDi 145 S&S 6-speed manual 1400	3100	1654	1837	1446	1500	1800	5000	2500	750	100	12.4
M	Dispatch BlueHDi 180 S&S EAT8 Auto 1400	3100	1702	1881	1398	1500	1800	4900	2500	750	100	12.4
M	ë-Dispatch 75 kWh Auto 1000	3025	2025	2188	1000	1500	1800	4025	1000	750	60	12.4
XL	Dispatch BlueHDi 145 S&S 6-speed manual 1400	3100	1692	1882	1408	1500	1800	5000	2500	750	100	12.4
XL	Dispatch BlueHDi 180 S&S EAT8 Auto 1400	3100	1721	1908	1379	1500	1800	4900	2500	750	100	12.4
Crew Van Enterprise Pro												
M	Dispatch BlueHDi 145 S&S 6-speed manual 1200	3030	1770	1952	1260	1500	1800	5000	2500	750	100	12.4
M	ë-Dispatch 75 kWh Auto 1000	3090	2086	2239	1004	1500	1800	4090	1000	750	60	12.4
XL	Dispatch BlueHDi 145 S&S 6-speed manual 1200	3030	1770	1956	1260	1500	1800	5000	2500	750	100	12.4
Crew Van Driver Pro												
M	Dispatch BlueHDi 145 S&S 6-speed manual 1200	3030	1770	1952	1260	1500	1800	5000	2500	750	100	12.4
M	Dispatch BlueHDi 180 S&S EAT8 Auto 1300	3100	1770	1948	1330	1500	1800	4900	2500	750	100	12.4

(1) Without driver. Kerb weight is calculated for a European base specification vehicle including oil, water, lubricants, tools, spare wheel and 90% full fuel tank. Weights may change with the addition of equipment.

(2) Maximum indicative payload is calculated as the difference between GVW and kerb weight. However, due to manufacturing tolerances and differences in the specification of UK vehicles, the mass in service figure provides a closer indication of the vehicle weight and therefore enables a more realistic payload to be calculated. An individual vehicle must be weighed to establish the exact kerb weight and payload applicable to that vehicle. It is the responsibility of the driver to ensure the vehicle is operated within the legal limits


(3) Within limits of GVW.

(4) Maximum recommended towing weight within limits of GTW.

9. KEY DIMENSIONS OF YOUR DISPATCH VAN

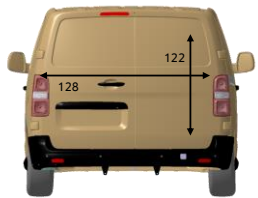
EXTERIOR DIMENSIONS

PANEL VAN & CREW VAN			
(mm)	XS	M	XL
Wheelbase	2925	3275	
Overall length	4609	4959	5309
Overall height 1000kg Panel Van versions	1910	1899	-
Overall height 1400kg Panel Van versions	1950	1940	
Overall height - Crew Van only	-	1935	1940
Width (excluding door mirrors)	1920		
Width (including door mirrors)	2204		
Front overhang	881		
Rear overhang	803		1153



DIMENSIONS OF DOORS

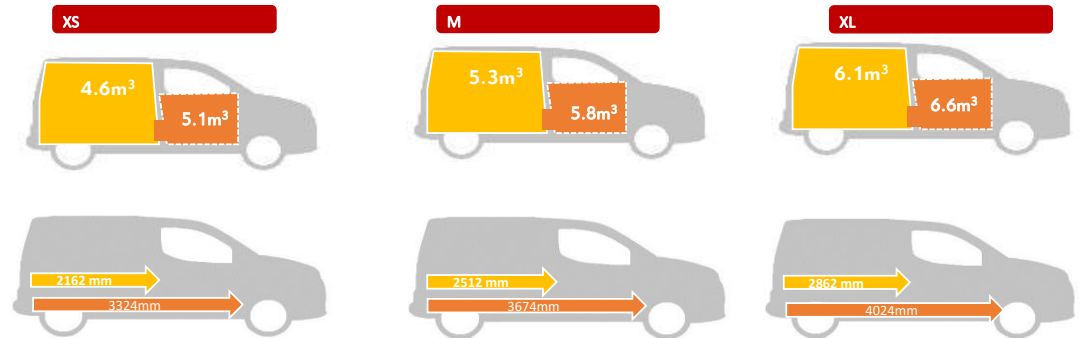
PANEL VAN & CREW VAN			
(mm)	XS	M	XL
Max. width of side door	745	935	
Max. height of side door	1238	1241	
Max. width of rear doors	1282		
Max. height of rear doors	1220		



INTERIOR DIMENSIONS - PANEL VAN

PANEL VAN			
(mm)	XS	M	XL
Load length at floor (without Moduwork®)	2162*	2512*	2862*
Load length at floor (with Moduwork®)	3324*	3674*	4024*
Load width between wheel arches	1258		
Max. load width	1628		
Max. load height	1397		
Load volume m ³ (without Moduwork®)	4.6	5.3	6.1
Load volume m ³ (with Moduwork®)	5.1	5.8	6.6
Number of Euro-pallets	2	3	3

* Load length at floor along centre is impacted by rear door locking mechanism (by approximately 50mm)



INTERIOR DIMENSIONS - CREW VAN

CREW VAN		
(mm)	M	XL
Maximum load length at mid-height	1352	1700
Maximum load length at floor	2017	2365
Load width between wheel arches	1258	
Max. load width	1618	
Max. load height	1337	1339
Max. height under row 2 bench seat	232	
Load volume under row 2 bench seat	73 litres	
Load volume m ³	3.2	4
Maximum number of seats	6	6

10. FURTHER INFORMATION

MANUFACTURER'S RECOMMENDED RETAIL PRICE ON THE ROAD

	DISPATCH ON THE ROAD COSTS	e- DISPATCH ON THE ROAD COSTS
DELIVERY TO DEALER & NUMBER PLATES	£658.33	£658.33
VAT*	£131.67	£131.67
VEHICLE EXCISE DUTY	£275.00	£0.00
FIRST REGISTRATION FEE	£55.00	£55.00
TOTAL OTR COSTS	£1,120.00	£845.00

*VAT is calculated at 20%

VAT is not applicable to cars and vans sold in the Channel Islands

CITROËN 3 YEARS OF WARRANTY

All vehicles first registered in the UK and purchased from a UK Citroën Dealer benefit from a Citroën 2 - Year unlimited mileage manufacturer's warranty and a free optional additional 1 year of warranty provided by the Citroën Dealer Network in the UK. This additional warranty carries a mileage limit of 100,000 miles from first registration and is dependent upon the manufacturer's recommended servicing being carried out at the specified time or distance intervals.

In addition, the e-Dispatch van offers a manufacturer's battery warranty of eight years/100,000 miles and has up to 70% charging capacity.

For full terms and conditions, please consult your Citroën Dealer in the UK.

CITROËN ASSISTANCE

In response to a free telephone call in the UK, Citroën Assistance brings rapid expert roadside assistance to you in an emergency. It comes free of charge for 12 months, from date of vehicle registration, and operates 24 hours a day in all parts of the UK and Europe.

Services include nationwide recovery for both car and passengers, a home call service, replacement vehicle, hotel accommodation and vehicle storage if required. You can also purchase additional Citroën Assistance via your local Citroën dealer at any time.

Citroën Assistance applies to incidents covered by the new vehicle warranty, and non-vehicle faults, such as running out of fuel or mis-fuelling, instances where keys have been locked inside the vehicle or lost/stolen, road traffic accidents and punctures/wheel changes.

e-Dispatch van comes with a free of charge 8 year or 100,000 miles (whichever occurs first) Citroën Assistance starting from the date of registration.

CITROËN FINANCIAL SERVICES

Free2Move have a number of financial products designed to help you afford the Citroën of your choice. We can arrange a finance plan quickly and conveniently. What's more, it will be as suited to your needs as your new Citroën. Our finance plans combine all the know how of a company that has an extensive knowledge of the car market with a financial service you can trust. Tell your Citroën dealer what you want and let us do the rest. Just ask for a free, no obligation quote. Written quotations are available on request from PSA Finance UK Ltd, 61 London Road, Redhill RH1 1QA. Finance is subject to status. Over 18's only, a guarantee may be required.

FREE2MOVE CONNECT FLEET

All Dispatch Vans ordered from 1st April 2021 will include a FREE 6 month trial of the FREE2MOVE Connect Fleet Telematics services. The trial covers all 3 of the packs shown below and is an online fleet management platform. With real-time data provided by on-board vehicle telematics, your customers will have an optimised solution for monitoring their fleets.

The embedded hardware is already fitted to all new Citroën LCVs as standard specification. It is simply switched on over-the-air when customers activate the FREE 6 month 'PACK 3 – GEOLOCATION' trial for the Connect Fleet platform

- Pack 1: Fleet Management Normal Price £10 + VAT per vehicle per month

- Pack 2: Eco-driving Normal Price £11 + VAT per vehicle per month

- Pack 3: Geolocation Normal Price £12 + VAT per vehicle per month

Further details are available at www.free2move-lease.co.uk/our-services/connect-fleet

CITROËN SERVICING

Available up to one year from your vehicle's registration date, but before its first chargeable service, a Citroën Servicing package enables you to pay in advance for:

- Scheduled Servicing^

- Annual Service(s)^ for vehicles with a two year service plan

- Brake Fluid Replacement^

This package can be personalised depending on your needs, with options ranging from 12 to 60 months and 10,000 to 100,000 miles.

TERMS AND CONDITIONS

All information and prices correct at time of publication, but are subject to change at any time without prior notice

(which may occur as a result of matters including, but not limited to, any changes in legislation and/or any changes by the government).

It is our policy to continually improve our vehicles in every way and we reserve the right to modify our vehicles' price, specification (including colour), equipment, accessories and characteristics or to discontinue any model, without notice, at any time. To avoid any misunderstandings you are advised to check with your Citroën dealer the specification (including colour), equipment accessories and equipment relating to any Citroën vehicle and the exact cost and availability prior to ordering. Where a feature is described as an option in this publication it should be assumed that it is at extra cost unless specifically stated otherwise.

Issued by Sales and Marketing, Citroën UK Ltd, Pinley House, 2 Sunbeam Way, Coventry CV3 1ND.

For further information call Citroën Fleet Connect on 02477 714133 or visit our website at www.citroen.co.uk.



CITROËN DISPATCH

CITROËN DISPATCH & ë-DISPATCH

PRICES

Prices effective from 1 September 2022.



	LENGTH	EURO 6.3 MODEL	WLTP CO ₂ G/KM*	GVW	MAXIMUM INDICATIVE PAYLOAD(kg)**	LOAD CAPACITY	MRB PRICE £s†
Panel Van X Pro	M	Dispatch BlueHDi 100 S&S 6-speed manual 1000	174	2695	1109	5.3m ³	£26,465.00
Panel Van Enterprise Pro	M	Dispatch BlueHDi 100 S&S 6-speed manual 1000	174	2695	1109	5.3m ³	£27,580.00
	M	Dispatch BlueHDi 145 S&S 6-speed manual 1400	195	3100	1446	5.3m ³	£28,780.00
	M	Dispatch BlueHDi 145 S&S EAT8 Auto 1400	196	3100	1412	5.3m ³	£30,080.00
	XL	Dispatch BlueHDi 100 S&S 6-speed manual 1000	180	2830	1160	6.1m ³	£28,480.00
	XL	Dispatch BlueHDi 145 S&S 6-speed manual 1400	197	3100	1408	6.1m ³	£29,680.00
Panel Van Driver Pro	XL	Dispatch BlueHDi 145 S&S EAT8 Auto 1400	198	3100	1393	6.1m ³	£30,980.00
	M	Dispatch BlueHDi 120 S&S 6-speed manual 1000	176	2695	1108	5.3m ³	£32,080.00
	M	Dispatch BlueHDi 145 S&S 6-speed manual 1400	197	3100	1446	5.3m ³	£32,480.00
	M	Dispatch BlueHDi 180 S&S EAT8 Auto 1400	198	3100	1398	5.3m ³	£35,980.00
Crew Van Enterprise Pro	XL	Dispatch BlueHDi 145 S&S 6-speed manual 1400	199	3100	1408	6.1m ³	£33,380.00
	XL	Dispatch BlueHDi 180 S&S EAT8 Auto 1400	200	3100	1379	6.1m ³	£36,880.00
	M	Dispatch BlueHDi 145 S&S 6-speed manual 1200	198	3030	1260	3.2m ³	£31,700.00
Crew Van Driver Pro	XL	Dispatch BlueHDi 145 S&S 6-speed manual 1200	198	3030	1260	4.0m ³	£32,600.00
	M	Dispatch BlueHDi 145 S&S 6-speed manual 1200	199	3030	1260	3.2m ³	£35,400.00
	M	Dispatch BlueHDi 180 S&S EAT8 Auto 1300	200	3100	1330	3.2m ³	£38,900.00

	LENGTH	ELECTRIC	WLTP CO ₂ G/KM*	GVW	MAXIMUM INDICATIVE PAYLOAD(kg)**	LOAD CAPACITY [^]	MRB PRICE £s†	GOVERNMENT GRANT***	BASIC PRICE AFTER PIVG
Panel Van Enterprise Pro	M	ë-Dispatch 50 kWh Auto 1000 ¹	0	2875	1001	5.3 ³	£38,750.00	£5,000.00	£33,750.00
	M	ë-Dispatch 75 kWh Auto 1000 ¹	0	3025	1000	5.3 ³	£41,950.00	£5,000.00	£36,950.00
	XL	ë-Dispatch 50 kWh Auto 1000 ¹	0	2905	1003	6.1 ³	£39,650.00	£5,000.00	£34,650.00
	XL	ë-Dispatch 75 kWh Auto 1000 ¹	0	3055	1002	6.1 ³	£42,850.00	£5,000.00	£37,850.00
Panel Van Driver Pro	M	ë-Dispatch 75 kWh Auto 1000 ¹	0	3025	1000	5.3 ³	£45,250.00	£5,000.00	£40,250.00
Crew Van Enterprise Pro	M	ë-Dispatch 75 kWh Auto 1000 ¹	0	3090	1004	3.2 ³	£44,870.00	£5,000.00	£39,870.00

All information and prices correct at time of publication, but are subject to change at any time without prior notice (which may occur as a result of matters including, but not limited to, any changes in legislation and/or any changes by the government). Please consult your local Citroën dealer for the most up-to-date prices and specification details for all models. CO₂ figures above are for a standard vehicle without any additional optional equipment. The addition of optional extras could increase the certified CO₂ emission output.

* WLTP figures shown are for comparison purposes and should only be compared to the fuel consumption and CO₂ values of other vans tested to the same technical standard. The fuel consumption achieved, and CO₂ produced, in real world conditions will depend upon a number of factors including, but not limited to: the accessories fitted (pre and post registration); variations in weather; driving styles and vehicle load. The WLTP (Worldwide Harmonised Light Vehicles Test Procedure) is used to measure fuel consumption and CO₂ figures.

** Includes driver

*** The Government PIVG is worked out at 35% of the Base Vehicle Price (incl. VAT) and including any discounts applied up to a maximum of £5,000.

† All Manufacturer's Recommended Basic Prices are exclusive of V.A.T., Delivery to Dealer and Number Plates, Government First Registration Fee and Vehicle Excise Duty.

[^] Enterprise Pro and Driver Pro versions benefit from the Moduwork® seat which provides an additional load length of 1162mm and increases the load volume by 0.5m³.

Legal notice ELECTRIC VEHICLES:

¹ The range and electric consumption figures mentioned comply with the WLTP test procedure, on the basis of which new vehicles are type approved from 1 September 2018. They may vary depending on actual conditions of use and on different factors such as: speed, thermal comfort on board the vehicle, driving style and outside temperature. The charging time depends in particular on the power of the charger on board the vehicle, the charging cable and the type and power of the charging station used.

CITROËN DISPATCH & ë-DISPATCH

EQUIPMENT & OPTIONS

Prices effective from 1 September 2022.

	Panel Van			Crew Van	
	X Pro	Enterprise Pro	Driver Pro	Enterprise Pro	Driver Pro
TECHNOLOGY & ENTERTAINMENT					
7" Colour touchscreen with Citroën Connect Navigation & DAB radio, Bluetooth® hands-free, USB socket, bi-tuner, Apple CarPlay™, Android Auto and coffee break alert (indicating 2 hours' continuous driving) Includes TomTom® Live updates and SpeedCam / Danger Zones subscription - 3 year subscription*		£600	•	£600	•
COMFORT AND CONVENIENCE					
Air conditioning	£800 ¹	•	•	•	•
Automatic dual zone air conditioning		£300	£300	£300	£300
Remove VisioPark 180° with rear parking sensors			-£180		-£180
Retractable rear side window blinds				£75	£75
Keyless entry/start & multi-function steering wheel		£350	£350		
SEATING					
Individual front passenger seat with armrest. Height adjustable driver's seat with lumbar adjustment and armrest			£0 ²	£0	£0
Moduwork®: dual passenger bench seat with fold-up outer seat, fold-down writing table in central seat back and storage under central seat. Height adjustable driver's seat with lumbar adjustment and armrest	£425 ³	• ³	• ³		
SAFETY AND SECURITY					
Safety Pack: Lane Departure Warning System, speed limit recognition, driver attention alert, smart beam headlights		£400 ⁴	• ⁴	£400 ⁴	• ⁴
Front lateral airbags	£150 ⁵	£150	£150	•	•
Security Pack: Video Advanced Emergency Braking System, Collision Alert, Forward Collision Warning. (Only available on Electric Versions)		£810 ⁴	• ⁴	£810 ⁴	
LIGHTING & VISIBILITY					
Electrically folding heated door mirrors with temperature sensor		£100 ⁶	•	£100 ⁶	•
Front fog lights (static)	£120	£120 ⁷	•	£120 ⁷	•
DOORS & WINDOWS					
Fixed side windows in sliding side doors, with noise-reducing tinted glass	£100	£100	£100		
Twin glazed rear doors (opening to 180°) with heated rear windows and wash-wipe	£200 ⁸	£200 ⁸	£200 ⁸	£200 ⁸	£200 ⁸
Tailgate with heated window and wash-wipe	£200 ⁹	£200 ⁹	£200 ⁹	£200 ⁹	£200 ⁹

All Manufacturer's Recommended Basic Prices are exclusive of V.A.T.

* Additional terms & conditions apply to connected services, including customer acceptance of location sharing prior to activation. Subject to subscription - after you have taken delivery of your vehicle, please subscribe on: <https://services-store.citroen.co.uk/>

• Standard.

1 Standard on Electric X versions.

2 Incompatible with Moduwork®. Not available on electric versions. Available only as Special Order on X Pro version.

3 Brings full steel bulkhead with load-through flap under outer passenger seat.

4 Brings camera at top of windscreen.

5 Brings Individual front passenger seat (WAAS) on X Pro version.

6 Standard when Park Assist 180° (UB07) and Look Pack (PD22) ordered.

7 Standard when Park Assist 180° (UB07), Look Pack (PD22), Drive Assist Pack (RG04) and Security Pack (D403) ordered.

8 Brings interior rear view mirror when ordered with bulkhead with window (PX35 or PX37).

9 Deletes 2 rear roof brackets used for fixing roof bars/roof rack. Brings interior rear view mirror when ordered with bulkhead with window (PX35 or PX37).

10 Brings interior rear view mirror when ordered with glazed rear doors (W005 or W006).

11 Provides an additional 40mm of seat travel and 8.5° of tilt on the driver's seat. Reduces load length by 116mm at a height of 1m from the floor. Brings interior rear view mirror when ordered with glazed rear doors (W005 or W006).

12 Not available on electric versions.

13 Centre section of rear bumper not painted on XL versions. Incompatible with special paint or Xenon headlamps as cannot order both together.

14 Special paint subject to extended lead times.

15 Towing plate and hook included but require fitting prior to delivery. Not available on electric versions.

16 Increases maximum indicative payload by 225 KG.

17 Reduces charging time by approx 3 hours when used in conjunction with an 11KW Tri-phase Wallbox.

18 Not available on electric versions or in conjunction with Towbar with mixed hook (AQ10).

SpeedCam/Danger Zones package

The SpeedCam/Danger Zones package helps you identify situations which require increased attention by sending you both audible and visual alerts (subject to settings). Within the UK the service highlights different types of speed cameras, and red light cameras, as well as accident blackspots. While the service is operational across most of Europe, it adapts as necessary when travelling in different countries to ensure the local laws with respect to Speed Camera identification are followed. This option can be added to your Citroën Connect Nav subscription at any time. Please visit <https://services-store.citroen.co.uk/> to subscribe.

CITROËN DISPATCH & ë-DISPATCH

EQUIPMENT & OPTIONS

Prices effective from 1 September 2022.

	Panel Van			Crew Van	
	X Pro	Enterprise Pro	Driver Pro	Enterprise Pro	Driver Pro
LOAD CARRYING					
Full steel bulkhead with window and interior rear view mirror	£150 ¹⁰	£150 ¹⁰	£150 ¹⁰		
Full, toughened plastic bulkhead, insulated for sound and temperature, with polycarbonate window and interior rear view mirror	£180 ¹¹	£180 ¹¹	£180 ¹¹	£180 ¹¹	£180 ¹¹
WHEELS, TYRES & DRIVING CHARACTERISTICS					
Tyre pressure monitor	£50	£50	£50	£50	£50
17 inch 'Curve' bi-tone alloy wheels with Agilis tyres			£100		£100
17 inch 'Curve' alloy wheels with Agilis tyres		£400	•	£400	•
Worksite Pack: 20mm increased ground clearance, 20mm under engine protection plate	£480 ¹²	£480 ¹²	£480 ¹²	£480 ¹²	£480 ¹²
EXTERIOR STYLE					
Look Pack: Body colour front and rear bumpers, side rubbing strips and exterior door handles, with front fog lights and LED daytime running lights		£450 ¹³	• ¹³	£450 ¹³	• ¹³
Metallic paint	£460	£460	•	£460	•
Special Paint	£670 ¹⁴	£670 ¹⁴		£670 ¹⁴	
TOWING					
Towbar with mixed hook, 13 pin connector and Trailer Sway Mitigation	£400 ¹⁵	£400 ¹⁵	£400 ¹⁵	£400 ¹⁵	£400 ¹⁵
ELECTRIC VEHICLE SPECIFIC					
Mode 3 charging cable (for wallbox)		•	•	•	
Upgraded payload pack (only available on electric versions fitted with the 50KWh battery)		£500 ¹⁶			
11KW Tri-phase On Board Charger (Electric vehicles only)		£300 ¹⁷	£300 ¹⁷	£300 ¹⁷	
Security Pack: Video Advanced Emergency Braking System, Collision Alert, Forward Collision Warning (Only available on Electric Versions)		£810	•	£810	
CONVERTING EQUIPMENT					
Upgraded battery and alternator (L3 720 battery, class 18 alternator)	£90	£90	£90	£90	£90
Conversion interface box - Only for use for electrical connections for integral elements of a vehicle conversion	£90 ¹⁸	£90 ¹⁸	£90 ¹⁸	£90 ¹⁸	£90 ¹⁸

All Manufacturer's Recommended Basic Prices are exclusive of V.A.T.

- * Additional terms & conditions apply to connected services, including customer acceptance of location sharing prior to activation. Subject to subscription - after you have taken delivery of your vehicle, please subscribe on: <https://services-store.citroen.co.uk/>
- Standard.

- 1 Standard on Electric X versions.
- 2 Incompatible with Moduwork®. Not available on electric versions. Available only as Special Order on X Pro version.
- 3 Brings full steel bulkhead with load-through flap under outer passenger seat.
- 4 Brings camera at top of windscreen.

- 5 Brings Individual front passenger seat (WAAS) on X Pro version.
- 6 Standard when Park Assist 180° (UB07) and Look Pack (PD22) ordered.
- 7 Standard when Park Assist 180° (UB07), Look Pack (PD22), Drive Assist Pack (RG04) and Security Pack (D403) ordered.
- 8 Brings interior rear view mirror when ordered with bulkhead with window (PX35 or PX37).
- 9 Deletes 2 rear roof brackets used for fixing roof bars/roof rack. Brings interior rear view mirror when ordered with bulkhead with window (PX35 or PX37).
- 10 Brings interior rear view mirror when ordered with glazed rear doors (W005 or W006).

- 11 Provides an additional 40mm of seat travel and 8.5° of tilt on the driver's seat. Reduces load length by 116mm at a height of 1m from the floor. Brings interior rear view mirror when ordered with glazed rear doors (W005 or W006).
- 12 Not available on electric versions.
- 13 Centre section of rear bumper not painted on XL versions. Incompatible with special paint or Xenon headlamps as cannot order both together.
- 14 Special paint subject to extended lead times.
- 15 Towing plate and hook included but require fitting prior to delivery. Not available on electric versions.
- 16 Increases maximum indicative payload by 225 KG.
- 17 Reduces charging time by approx 3 hours when used in conjunction with an 11KW Tri-phase Wallbox.

- 18 Not available on electric versions or in conjunction with Towbar with mixed hook (AQ10).

SpeedCam/Danger Zones package

The SpeedCam/Danger Zones package helps you identify situations which require increased attention by sending you both audible and visual alerts (subject to settings). Within the UK the service highlights different types of speed cameras, and red light cameras, as well as accident blackspots. While the service is operational across most of Europe, it adapts as necessary when travelling in different countries to ensure the local laws with respect to Speed Camera identification are followed. This option can be added to your Citroën Connect Nav subscription at any time. Please visit <https://services-store.citroen.co.uk/> to subscribe.



↓ Your journey starts here



Learn more
Book a Test Drive
Apply for Finance

[CHARTERSCITROEN.COM](https://www.charterscitroen.com)