

# PEUGEOT NEW 508

PRICES - EQUIPMENT - TECHNICAL SPECIFICATIONS

Version 3.25 - Effective from 1st April 2025  
2025 Model Year



# NEW PEUGEOT 508 & 508 SW

## EXPLORE THE RANGE

# STANDARD GT SPECIFICATION

### Safety & Security

- PEUGEOT Connect SOS & Assistance
- ABS (Anti-lock Braking System)
- Active bonnet
- Airbags
  - Adaptive driver and front passenger airbags (includes passenger airbag deactivation function)
  - Driver and front passenger side thorax airbags
  - Front and rear curtain airbags
- Drive Assist Pack Plus
  - ACC Stop and Go (Adaptive Cruise Control with stop and go function)
  - Lane positioning assist
  - Safety plus pack
  - Advanced Emerging Braking System (AEBS3) with video camera and radar)
  - Front Collision Warning (FCW)
  - Intelligent Speed Adaptation (ISA)
  - Extended Traffic Sign Recognition (ETSR)
  - Lane Keeping Assist with road edge detection (LKA road edge )
  - Driver Attention Alert level 3 (DAA3)
  - Blind Spot detection
- Alarm (perimetric, volumetric with lift and tilt sensor)
- Automatic door locking when moving off
- Programmable cruise control and speed limiter
- Automatic hazard light activation upon heavy brake application
- DAA3 (Driver attention alert system)
- Electric child locking functionality on rear windows and doors
- EBA (Emergency Brake Assist)
- EBD (Electronic Brake Force Distribution)
- ESP (Electronic Stability Programme)
- Exterior temperature indicator with ice warning
- Front optimised safety headrests and rear retractable headrests (x3), height-adjustable.
- Front three-point retractable seatbelts, height adjustable with pre-tensioners and force limiters. (Include visual and sound alerts if seatbelts are not fastened / unfastened whilst vehicle is in motion)
- Front and rear disc brakes
- Headlights left on audible warning
- Indirect tyre under-inflation detection
- Isofix child seat fittings (x3) (front passenger and outer rear seats)
- Locking wheel bolts
- Passenger airbag deactivation switch (to allow for child seat fitment)
- Programmable cruise control and speed limiter
- Rear three-point retractable seatbelts (x3), with pre-tensioners and force limiters in the outer rear seats. (Include visual and sound alerts if seatbelts are unfastened whilst vehicle is in motion)
- Speed limit recognition and recommendation
- Puncture repair kit



# NEW PEUGEOT 508 & 508 SW

## EXPLORE THE RANGE

# STANDARD GT SPECIFICATION

### Comfort & Convenience

- Central front armrest with butterfly-wing opening and illuminated storage compartment
- Driver plip action (isolated unlock function for drivers door)
- Electric parking brake (includes hill assist)
- Electric power steering with reach and rake-adjustable steering column
- Front central console with two cup-holders
- Front windscreen wipers with “Magic Wash” cleaning system
- Heated rear windscreen with integrated antenna
- Map pockets on front seat backs
- Multifunction trip computer
- One-touch electric front and rear windows with pinch protection
- PEUGEOT Open and Go (keyless entry and push button start)
- Visiopark
  - Parking sensors – front and rear +
  - 360° HD colour camera system
  - Front & rear cameras with Flankguard Protection
  - Peugeot i-Cockpit® with head-up digital instrument panel & compact multifunction steering wheel
  - Power folding door mirrors with blind spot detection indicator & LED Welcome Lighting
  - Rear side and tailgate windows: Dark tinted
- Active suspension control (3 modes: Normal, Comfort & Sport)

- Rear coat hooks (x2)
- Rear seat ventilation (located in rear of centre console)
- Heated tailgate window
- Remote central locking (two remotes)
- 1/3 – 2/3 folding rear seat
- 7.4 kW monophase On board charger
- Mode 3 type 2 cable for Wallbox charging (PLUG-IN HYBRID versions)
- T2 mode 2 charging cable (10A / 2,3 kW )
- Hands-free tailgate

### Interior Features

- Dashboard, front and rear door panel finish: Carbon effect
- Flocked glove box interior with illumination
- E-toggle automatic gear selector
- Interior LED lighting: front LED roof lighting with 3 x spotlights, 2 x LED ambient lights and 2 x rear reading lights, LED lighting in boot, glove box and connecting zone
- Mistral full-grain leather steering wheel with stitch detail
- Pedals and foot rest: black rubber
- ‘Piano keys’: chrome plated toggle switches to access touchscreen functions
- Roof lining – Mistral black
- Seating – Power AGR front seats: 8 ways (2 memory presets for Driver) manual cushion length adjustment

### In Car Entertainment

- PEUGEOT i-Connect Advanced:
  - 3D Connected Navigation
  - Includes TomTom® connected navigation services (TomTom® Traffic, Fuel Price, Car Parks, Weather Forecast, Local Search) and Danger Zone Alerts (6 months free subscription trial)^
  - Automatic and permanent connection via SIM card integrated in the vehicle
  - Voice recognition using natural language
  - PEUGEOT Connect SOS & Assistance
  - Over the air updates
- Bluetooth® telephone facility
- USB-C socket (x2) front – 15W
- USB-A socket (x2) rear – 15W
- 12V sockets (x2)
- 8-speaker radio, MP3 compatible

### Exterior Features

- Aluminium longitudinal roof bars (SW Only)
- Body-colour exterior door handles
- Door mirror shells: Nera Black
- Gloss black B and C pillar and aerodynamic deflector trim
- Gloss black strip rear cluster connecting strip
- Model designation badges front and rear
- Front grille: Body-coloured grille with accents
- Rear lower bumper gloss black ‘diffuser effect’ trim

- Side window trim: gloss black
- 18” ‘Epherra’ diamond cut two tone alloy wheels
- Peugeot Matrix LED headlights, DRLs with ‘3 claw’ lighting signature
- Rear LED PEUGEOT signature ‘3-claw Effect’ lights (with daylight function) & scrolling direction indicators

### Exterior Lighting and Visibility



- Door mirror mounted LED courtesy approach lights
- ‘PEUGEOT Matrix LED Technology’ headlights with new ‘3-claw’ signature
- LED daytime running lights
- LED side indicator lights integrated into door mirrors
- Rear fog lights
- Rear number plate lights (x2)
- Rear LED PEUGEOT signature ‘3-claw Effect’ lights (with daylight function) & scrolling direction indicators
- Rear reversing lights
- Visibility pack
  - Automatic headlights with auto-adaptive function (Matrix LED)
  - Automatic wipers
  - Automatic follow-me home lighting

^Subject to subscription – for renewal, Terms and Conditions, and any other details about Connected Navigation services, visit: <https://services-store.peugeot.co.uk>



# NEW PEUGEOT 508 & 508 SW

## PRICE LIST

	Engine	Fuel	HP	Titre Code	CO <sub>2</sub> g/km	Basic MRRP	VAT (£)	Total MRRP	On the Road Costs	On The Road MRRP	P11D Value (£)	2024/25 BIK %	*Indicative 2024/25 BIK £/mth @ 20%	*Indicative 2024/25 BIK £/mth @ 40%
 GT FASTBACK HYBRID	PLUG-IN HYBRID 225 e-EAT8 8-speed Efficient Automatic Transmission (STOCK ONLY)	Plug-in hybrid	225	1PR8A5SR7AT0A0H0 (508 GT HYB225A)	34	38,137.50	7,627.50	45,765.00	1,155.00	<b>46,920.00</b>	46,755.00	12%	93.51	187.02
 GT SW HYBRID	PLUG-IN HYBRID 225 e-EAT8 8-speed Efficient Automatic Transmission (STOCK ONLY)	Plug-in hybrid	225	1PR8C5SR7AT0A0H0 (508SW GT HYB225A)	37	39,137.50	7,827.50	46,965.00	1,155.00	<b>48,120.00</b>	47,955.00	12%	95.91	191.82

CO<sub>2</sub> figures, P11D values, BIK%, BIKE and MRRP pricing shown above are for a standard vehicle without any additional optional equipment. CO<sub>2</sub> figures are used to calculate Vehicle Excise Duty (VED) for the first registration of the vehicle and BIK%. The addition of optional extras could increase the certified CO<sub>2</sub> emission output. This in turn may affect the amount of VED payable upon registration, and, for company car drivers, the amount of Benefit in Kind (BIK) tax payable. For further information on CO<sub>2</sub> and pricing for vehicles with optional equipment, please visit [www.peugeot.co.uk](http://www.peugeot.co.uk) and configure your chosen vehicle with your preferred options.

\*Indicative monthly BIK amounts are calculated by taking the P11D of a standard factory built vehicle without the addition of any optional equipment. This is then multiplied by the income tax rate (20 or 40%) giving an annual amount. This figure is then divided by 12 to reach a monthly amount. The figures quoted are for guidance only.

The fuel consumption or electric range achieved, and CO<sub>2</sub> produced (where applicable), in real world conditions will depend upon a number of factors including, but not limited to: the accessories fitted (pre and post registration); the starting charge of the battery (PHEV only); variations in weather; driving styles and vehicle load. The plug-in hybrid range requires mains electricity for charging. The WLTP (Worldwide Harmonised Light Vehicles Test Procedure) is used to measure fuel consumption, electric range and CO<sub>2</sub> figures. 'On the Road' MRRP includes registration plates and delivery to retailer (including VAT), 12 months' Vehicle Excise Duty and new vehicle registration fee of £55. Excludes fuel and insurance.

Figures shown are for comparison purposes and should only be compared to the fuel consumption, electric range and CO<sub>2</sub> values of other cars tested to the same technical standard.

All information and prices correct at time of publication, but are subject to change at any time without prior notice (which may occur as a result of matters including, but not limited to, any changes in legislation and/or any changes by the government).

# NEW PEUGEOT 508

## ALLURE BORN TO DRIVE

# PEUGEOT i-Cockpit®

### 10" Touchscreen

The **PEUGEOT i-Cockpit®** is part of PEUGEOT’s DNA. The latest-generation in New PEUGEOT 508 features a compact multi-function steering wheel, fully customisable instrument panel with 12.3" digital display and 10" High-Definition central touch-screen, offering high-quality ergonomics and technology.

Featuring a “high vent” architecture that places the air vents in front of occupant’s heads, the layout ensures the standard 10-inch central touchscreen, which is gently angled towards the driver, is within easy reach whilst naturally integrating into the dashboard.

The new PEUGEOT i-CONNECT Advanced infotainment system ensures the highest levels of connectivity, customisation, safety and ease of use.



### Configurable 12.3" head-up digital instrument panel

Available as standard across the new PEUGEOT 508 range, this 12.3" 100% digital instrument panel can be customised to suit the driver’s needs. As the panel is positioned higher, it is more within the driver’s field of vision which can increase safety when compared to a conventional setup where the dials sit within the steering wheel.

The crisp and colourful graphics within the instrument panel can be adapted to give a variety of display modes some of which include:

- Connected Navigation
- Driving Aids
- Radio/Media
- Energy flow

In addition to the above a ‘Personal’ mode can also be configured, for optimum convenience.

# NEW PEUGEOT 508

## ALLURE BORN TO DRIVE

### PEUGEOT i-Cockpit®

#### Compact multi-function steering wheel

The compact multi-function steering wheel enhances every journey in new PEUGEOT 508. Out on the road the compact dimensions increase the visibility of the car’s instruments whilst in the corners it provides heightened responses and improved agility.

The new compact multi-function steering wheel includes sensors which can detect the drivers grip on the steering wheel when using the driving aids such as Adaptive Cruise Control and Lane Position Assist. The new compact multi-function steering wheel includes controls for the radio, media, volume, telephone, driving aids & voice recognition.



#### Centre Console

The strikingly designed centre console conveniently places all dynamic controls next to the driver including:

**Automatic Gear Selector** complementing the PEUGEOT i-Cockpit® and featuring a compact ergonomic design, helping to free up space for generous storage. Operation is intuitive and smooth, and for the more exuberant driver a manual driving mode (M) is also available, gear changes can be performed seamlessly via the steering column-mounted paddles. On PLUG-IN HYBRID versions the manual driving mode is replaced with brake mode (B) for enhanced regenerative braking.

**Engine Push Button Start** illuminated and located for easy reach.

**Drive Mode Selector** easily accessible enabling selection of an alternative drive mode on the move, for example ‘Sport’ mode or ‘Electric’ mode on PLUG-IN HYBRID versions.

**Electric Handbrake Control** conveniently located for manual ‘override’ of the automatic handbrake.



#### 10.0" high definition (HD) capacitive touchscreen

With crystal clear graphics, the 10.0” HD capacitive touchscreen houses several key technological features on the new PEUGEOT 508. Capacitive technology helps to give Smartphone levels of responsiveness whilst multi-touch technology brings greater levels of functionality. In keeping with the new PEUGEOT i-Cockpit® theme, the touchscreen is angled towards the driver. For greater accessibility the touchscreen is accompanied by stylish satin chrome piano key toggle switches, these enable direct access to the wealth of functionality available.

- Automatic dual zone climate control
- DAB Radio (Digital Audio Broadcasting)
- Wireless Mirror Screen®: (Apple CarPlay™ and Android Auto)
- Connected 3D Navigation (6 months free subscription trial^): includes TomTom® Live updates

Combined with the wealth of technology available, careful attention has been paid to the selection of materials. All versions feature a blend of contemporary materials including carbon effect and piano black finishes, coupled with intricate stitch detailing and satin chrome accents. A meticulous attention to detail ensures no detail has been overlooked.

^Subject to subscription – for renewal, Terms and Conditions, and any other details about Connected Navigation services, visit: <https://services-store.peugeot.co.uk>



# NEW PEUGEOT 508

## ALLURE BORN TO DRIVE

# INNOVATIVE TECHNOLOGY



### FOCAL® HI-FI PREMIUM SOUND SYSTEM<sup>(1)</sup>

The FOCAL® Premium Hi-Fi System features 10 speakers, a subwoofer and enhanced amplification. The new 12-channel amplifier delivers 690W of power with a boosted class D technology.



### AGR\* certified heating and massaging seats with electric adjustments<sup>(1)</sup>

Driver and passenger seats (AGR\* certified) with power adjustments (8 ways) and manually adjustable seat cushion length, 2 memory presets for the driver, heating and massaging. Pneumatic massage system with 8 pockets and several programmes. Control of these functions is managed through the infotainment system's 10" HD touchscreen with independent driver and passenger controls. The system offers a choice of eight massage modes and three intensities.




### PEUGEOT i-CONNECT® ADVANCED

PEUGEOT i-Connect® Advanced offers a complete technological experience, with its powerful and efficient TomTom® Connected Navigation (6 months free subscription trial<sup>^</sup>). For optimal readability, the map can be displayed on the entire 10" HD touchscreen and updated "over the air" (once a month). It is also fully and easily customisable with widgets, like a tablet. 'OK PEUGEOT', a natural language voice recognition command, improves safety and ease of use and gives access to all functions. Finally, to assist the user, PEUGEOT i-Connect® Advanced offers on-board documentation and tutorials.

<sup>(1)</sup> Standard, optional or not available depending on version.

<sup>^</sup>Subject to subscription – for renewal, Terms and Conditions, and any other details about Connected Navigation services, visit: <https://services-store.peugeot.co.uk>

**NEW PEUGEOT 508**  
ALLURE BORN TO DRIVE  
**INNOVATIVE TECHNOLOGY**




## VISIOPARK 1

Incorporates front & rear sensors with a rear camera + Flankguard protection. The rear camera offers a variety of views including rear 'Grid' view, '180°' view, useful for reversing out of spaces and an 'Overhead' view making it easier when reversing near obstacles.

Flankguard protection detects and signals the proximity of the obstacles (e.g. Pedestrian, vehicle, tree, barrier) to the front, rear and side of the vehicle using sensors located in the bumpers.

**VISIOPARK 2**  
(standard on GT)

In addition to Visiopark 1, this option pack includes a front camera to give a '360°' view, highlighting obstacles when pulling into a car park space.



## NIGHT VISION<sup>(1)</sup>

For optimum responsiveness at night or in poor visibility, the 'night vision' infrared camera detects the presence of pedestrians or animals over 50 cm high between 15 and 200 meters and alerts the driver up to 100 meters before a collision. The image is then displayed in your field of vision, on the digital instrument panel, with an alert signal.



## CONNECTED 3D NAVIGATION^

Linked to the 10.0" high definition (HD) capacitive touchscreen, the system includes European mapping, 3D city mapping, and voice recognition (for radio, navigation, and telephone functions).

The system also includes a 6-month free-trial subscription^ to PEUGEOT Connect allowing an automatic, permanent connection to online navigation services (in partnership with TomTom®).

Key features of PEUGEOT Connect include:

- TomTom® Traffic: Real-time updates on traffic conditions (traffic jams, road works) and suggested alternative routes.
- Local Weather: Displays forecasted weather conditions along the route.
- Fuel Stations: Displays nearby fuel stations and pricing.
- Local search: Access address and contact detail information for a point of interest.

(1) Standard, optional or not available depending on version.

<sup>A</sup>Subject to subscription – for renewal, Terms and Conditions, and any other details about Connected Navigation services, visit: <https://services-store.peugeot.co.uk>



# NEW PEUGEOT 508 & 508 SW

## A MORE RADICAL KIND OF ALLURE

### EXTERIOR STYLE

New logo.

Signature PEUGEOT matrix three-claw LED headlights.

Full three-claw LED rear lights.

Uniquely distinctive front design.

The new 508 is the PEUGEOT of the future!

1. **New PEUGEOT Matrix LED Technology headlights** for greater efficiency and safety in everyday use. In addition, it features a **large '3-Claws' signature** in a single block designed in an inverted 'L' shape, enhancing the technological character of the headlights.
2. '508' designation features front and rear
3. Full LED lighting includes the **PEUGEOT 3-claw signature** at the rear, two interpretations of the 'claws' are available. All versions benefit from a 3D design with scrolling indicators
4. Stylish vertical design front grille body coloured subtly merges into the body work whilst proudly presenting the PEUGEOT shield
5. The **18" 'Epherra' two-tone diamond cut alloy wheel** geometric design creates a striking visual effect at low speed. New 'star' centre caps feature the PEUGEOT shield
6. The glossy black band between the rear lights now features a new 'PEUGEOT' lettering signature in 'Basalt Grey'



# NEW PEUGEOT 508 & 508 SW

## ALLURE BORN TO DRIVE

### SAFETY

The new PEUGEOT 508 is fitted with numerous driving and manoeuvring assistance systems to increase your comfort and safety.



#### Advanced Emergency Braking System & Front Collision Warning

Front Collision Warning warns the driver that his vehicle is in danger of colliding with the vehicle in front, a pedestrian or a cyclist in his lane. The Automatic Emergency Braking system is activated after the warning, if the driver does not react quickly enough and does not brake the vehicle. It helps, without driver action, to avoid a collision or limit its severity by reducing the vehicle’s speed.

#### Blind Spot Detection

This system warns the driver of the potentially dangerous presence of another vehicle (car, truck, motorbike) in the blind spot areas of his vehicle (areas hidden from the driver’s view), thanks to sensors placed on the sides of the bumpers.

#### Active Lane Keeping Assistance (LKA) + Road Edge Detection

This assistance system monitors longitudinal lane markings on the ground. If a deviation is detected across a lane marking, the driver is alerted by a flashing indicator on the digital instrument panel in the cabin.

In addition, as soon as the system identifies a risk of accidentally crossing one of the marking lines detected on the ground, the steering is gradually corrected to keep the vehicle in lane, at speeds of over 40mph. For further peace of mind, road edge detection is also included to reduce the likelihood of the vehicle leaving the road in an accident.

#### Driver Attention Alert 3 (DAA3)

Controlled by a camera at the top of the windscreen designed to analyse the vehicle’s trajectory, this active system evaluates the vigilance of the driver at speeds of over 40mph.

By identifying deviations relative to the road markings, new PEUGEOT 508 is able to determine whether the vehicle’s behaviour reflects a certain degree of driver drowsiness or inattention. If it is felt that the driver needs to take better care on the road a visual and audible alert will occur. If more than three instances occur, the driver will be advised to take a break.



#### Intelligent speed adaptation (ISA)

This system detects and signals the proximity of obstacles (e.g., pedestrian, vehicle, tree, barrier) to the front, rear, and sides of the vehicle using sensors located in the bumpers.

#### Extended traffic sign recognition

This system, which is complementary to the ISA system, recognises the road signs listed on the right side of this slide and displays them in the cluster, thus contributing to improve vehicle safety.



# NEW PEUGEOT 508 & 508 SW

## REINVENTING THE DRIVING EXPERIENCE

# DRIVER ASSISTANCE

The new PEUGEOT 508 is fitted with numerous driving and manoeuvring assistance systems to increase your comfort and safety.



### Drive Assist Plus

#### Adaptive Cruise Control with Stop & Go Function

The ACC Stop and Go system, which can be controlled via steering wheel mounted controls provides two key functions:

- Automatically maintains vehicle speed at the reference speed set by the driver
- Automatically adjusts vehicle speed to keep a safe distance from the vehicle in front, in line with the vehicle distance setting selected by the driver.

#### Lane Positioning Assist

This intelligent system positions the car centrally in the lane of travel, applying left and right trajectory corrections accordingly, whilst the adaptive cruise control maintains speed and distance from the traffic ahead.

(1) Standard, optional or not available depending on version.



# NEW PEUGEOT 508 & 508 SW

## A MORE RADICAL KIND OF ALLURE

# HIGH-END FEATURES



### Full Matrix LED Headlight technology

The ultra-compact front lighting signature is decidedly contemporary and hi-tech. Combining elegance with strength, the front headlights mark the dynamism and identity of the new PEUGEOT 508.

This feature automatically adapts the headlight beams to the traffic conditions, maintaining optimal lighting without hindering other road users (such as oncoming vehicles or vehicles in front).

### PEUGEOT shield embossed on the leather seat headrest (optional)

Mistral ‘SELLIER’ Leather has been upgraded with an additional premium touch.

The PEUGEOT shield is embossed in the centre of the front headrests available as an option on GT versions.



# NEW PEUGEOT 508 & 508 SW

## A MORE RADICAL KIND OF ALLURE

### PRACTICALITY

Practicality: PEUGEOT 508 SW features a large uniform load space. The boot area level with the retractable parcel shelf in place holds up to 530 litres, this extends up to an impressive 1780 litres with the rear seats folded flat, loaded to the roof.

“Magic Flat” Rear Seats: Offer 2/3 1/3 split fold functionality, when lowered, the rear seats lie flat to optimise loading. Lowering the seats couldn’t be easier, simply pull the handles located in the boot area, a particularly useful feature when loading items in tighter spaces, as there is no need to open the rear doors to lower the seats.

Retractable Tonneau Cover: A cover that can be pulled across to conceal items in the boot, retracted to allow for greater access, or removed all together for optimised load space with the seats folded. For added flexibility the tonneau cover can be stored with ease under the boot floor in a designated space.

Boot Sill Height: The design of PEUGEOT 508 SW incorporates one of the lowest boot sills in the class. The unladen height is just 63.5cm, this allows easier loading and unloading of bulky or heavy items whilst also providing easier access for pets.

Aluminium Boot Rails: For additional security on the move, boot rails, complete with adjustable tethering hooks can be used to prevent items moving.



#### Frameless Doors

Taken straight from the world of the sports coupé, PEUGEOT 508 features frameless front and rear doors. Featuring a ‘short-drop’ system, the windows automatically lower a few millimetres upon pulling the door handle. Upon closing the door the windows will return back to their original position.

Frameless doors contribute to the low and flowing silhouette of 508, allowing the car to maintain a height of just 1.4m (Fastback) or 1.42m (SW).

For improved access to the rear, the rear window also features a fixed rear sections to give a larger rear aperture.

For optimum refinement, the side windows have been thickened by 1mm to increase the sense of tranquillity onboard.



# PEUGEOT 508 & 508 SW PLUG-IN **HYBRID**

## ALLURE BORN TO DRIVE

# LIVE THE POWER OF CHOICE

### PLUG-IN HYBRID vehicle

The PEUGEOT 508 PLUG-IN HYBRID is available with our efficient Puretech 180 engine combined with a 80kw (110) electric engine.

**The PEUGEOT 508 PLUG-IN HYBRID features the following key elements:**

### TECHNICAL

Efficient Puretech 180 engine combined with a 80kw (110) electric engine, complete with the electrified EAT8 gearbox (e-EAT8).

This efficient combination gives you a combined power output of 225hp (165KW) as well as a lively and stimulating drive with immediate reactivity.

Battery Li-Ion 12.4KWH with 8 year/100,000 mile traction battery warranty.

### EMP2 platform

The new EMP2 platform has been developed to incorporate an ICE engine along with an electric motor whilst preserving space on board and boot volume.

Particular attention was given to weight reduction and balance to make sure the driving experience in the PEUGEOT 508 is as rewarding as possible.

### Electric Range WLTP combined cycle (miles)

34.2-42.3

### Charging

New PEUGEOT 508 PLUG-IN HYBRID versions are fitted with a 7.4kW on board charger and supplied with a 6m Mode 3 Type 2 cable for charging.

- A full charge can be achieved in 3 hour 25 mins when connected to a 7.4kW wallbox.
- The 7.4kWh on board charger reduces the charging time to 1hour 45 mins using a 7.4kW wallbox.
- Charging is also possible using a Domestic (AC) 2.3kW supply from a regular 3-pin plug socket. A full charge can be achieved in 5 hours 30 minutes using an accessory charging cable available via a PEUGEOT Retailer.

A wall box at home is recommended for your everyday convenient charging solution. To manage the charging start time, a deferred charging function is available to avail of off peak tariffs for example.

### USAGE

#### 3 driving modes

In the PEUGEOT 508 PLUG-IN HYBRID you will be able to chose between 3 driving modes:

**HYBRID** Alternation of electric and internal combustion engine driving to optimise the use of energies

**ELECTRIC** Allows for 100% electric driving

**SPORT** Uses all of the power of internal combustion and electric engines for maximum performance.





# PEUGEOT 508 & 508 SW PLUG-IN **HYBRID**

## FULL ELECTRIC PLUG-IN HYBRID WITHOUT COMPROMISE

# LIVE THE POWER OF CHOICE



### PLUG-IN HYBRID SERVICES

#### MyPEUGEOT App

- Charge management** Control, plan, launch and check the vehicle’s charge status remotely.
- Cabin pre-conditioning** Remotely plan and control the heating or cooling of the cabin prior to departure, ensuring optimum comfort and efficiency.

#### Energy Application

- Accessed via the central touchscreen the energy application provides access to information and functions for the HYBRID powertrain including:
  - Energy Flow** showing the operation of the rechargeable hybrid system in real time.
  - Statistics** showing electrical energy and fuel consumption statistics.
  - Charging** to enable the programming and activation of deferred charging.
  - e-Save** to save or regenerate all or part of the battery for later during a journey, for example an urban area. The electric range to be reserved can be set to 6 miles, 12 miles, or maximum range.

### PLUG-IN HYBRID STYLING

The new PEUGEOT 508 PLUG-IN HYBRID includes some exclusive touches:  
Distinctive HYBRID badging on the rear tailgate.




Specific HYBRID graphics and animations available on the digital instrument panel and central touchscreen enabling access to key information on the move.



# NEW PEUGEOT 508 & 508 SW

## CHOOSE YOUR OPTIONS

KEY: ● STANDARD   ○ OPTIONAL   — UNAVAILABLE

	OPTION CODE	 GT	Basic RRP £ Excluding VAT	VAT @ 20%	Total RRP £ Including VAT
PAINT					
Metallic paint: Eclipse Blue	M06L	●	0.00	0.00	<b>0.00</b>
Metallic paint: Okenite White (M05U), Selenium Grey (M0LD), Nera Black (M09V), Cumulus Grey (M0F4)	<--	○	625.00	125.00	<b>750.00</b>
OPTIONAL PACKS					
SENSATION PACK – Panoramic opening glass roof and FOCAL Premium HiFi System (TC07 + 6F04)	J6WZ	○	1,000.00	200.00	<b>1,200.00</b>
UPHOLSTERY					
Mistral ‘SELLIER’ leather with PEUGEOT shield embossed on front headrests	76FH	○	1,250.00	250.00	<b>1,500.00</b>

# NEW PEUGEOT 508 & 508 SW

## EQUIPMENT (1/5)

KEY: ● STANDARD   ○ OPTIONAL   — UNAVAILABLE

	GT
SAFETY AND SECURITY	
ABS (Anti-lock Braking System)	●
Adaptive suspension – included in Dynamic Pack (*HYBRID version only)	●*
Active bonnet	●
Airbags: Adaptive driver and front passenger airbags (includes passenger airbag deactivation function)	●
Airbags: Driver and front passenger side airbag	●
Airbags: Front and rear curtain airbags	●
Alarm (perimetric, volumetric with lift and tilt sensor)	●
Automatic door locking when moving off	●
Automatic hazard light activation upon heavy brake application	●
EBA (Emergency Brake Assist)	●
ESP (Electronic Stability Programme)	●
Electric child locking functionality on rear windows and doors	●
Drive Assist Pack Plus: ACC Stop and Go (Adaptive Cruise Control with stop and go function)	●
Drive Assist Pack Plus: Lane positioning assist	●
Eco-coaching	●
Exterior temperature indicator with ice warning	●
Front optimised safety headrests and rear retractable headrests (x3), height-adjustable.	●

	GT
Front three-point retractable seatbelts, height adjustable with pre-tensioners and force limiters. (Include visual and sound alerts if seatbelts are not fastened / unfastened whilst vehicle is in motion)	●
Front and rear disc brakes	●
Headlights left on audible warning	●
Indirect tyre under-inflation detection	●
Isofix child seat fittings (x3) (outer rear and front passenger seats)	●
Locking wheel nuts	●
Passenger airbag deactivation switch (to allow for child seat fitment)	●
PEUGEOT Connect SOS and Assistance	●
Rear three-point retractable seatbelts (x3) with pre-tensioners and force limiters in the outer rear seats (Include visual and sound alerts if seatbelts are unfastened whilst vehicle is in motion)	●
Safety Pack: AEB53 (Advanced Automatic Emergency braking System)	●
Safety Pack: Front Collision Warning (FCW)	●
Safety Pack: LKA (Active Lane Keeping Assistance) + road edge detection	●
Safety Plus Pack: BSD (Passive Blind Spot Detection)	●
Safety Plus Pack: Speed limit + road sign recognition and recommendation	●
Speed limit recognition and recommendation	●
Puncture Kit	●



## NEW PEUGEOT 508 & 508 SW

### EQUIPMENT (2/5)

KEY: ● STANDARD   ○ OPTIONAL   — UNAVAILABLE

	GT
COMFORT AND CONVENIENCE	
Automatic dual zone climate control	●
Thermal preconditioning of the vehicle	●
Central front armrest with butterfly-wing opening and illuminated storage compartment	●
Driver plip action (isolated unlock function for drivers door)	●
Electric, heated and power folding door mirrors	●
Electric parking brake (includes hill assist)	●
7.4 kW monophasé On board charger	●
Mode 3 type 2 cable (length 6 metres) for Wallbox charging	●
Electric power steering with reach- and rake-adjustable steering column	●
Front central console with two cup-holders	●
Front windscreen wiper with "Magic Wash" cleaning system	●
Heated rear windscreen with integrated antenna	●
Map pockets on front seat backs	●
Multifunction trip computer	●
One-touch electric front and rear windows with pinch protection	●
Parking sensors — front & rear with Flankguard protection	●

	GT
PEUGEOT i-Cockpit®	●
PEUGEOT i-Cockpit®: configurable 12.3" head-up digital instrument panel	●
PEUGEOT i-Cockpit®: 10.0" high definition (HD) capacitive touchscreen	●
PEUGEOT i-Cockpit®: multi-function steering wheel	●
PEUGEOT Open and Go (keyless entry and push button start)	●
Power folding door mirrors with blind spot detection indicator	●
Rear armrest with ski flap and two cup holders	●
Rear centre console ventilation system	●
Rear coat hooks (x2)	●
Remote central locking (two remotes)	●
Rear seat ventilation (located in rear of centre console)	●
Rear side and tailgate windows : Dark tinted	●
Smart electric tailgate (with electric boot opening with foot sensor)	●
1/3 — 2/3 folding rear seat	●
Visiopark 2: 360° HD colour camera system	●

\*\*\*Standard only if optional leather seats selected.

## NEW PEUGEOT 508 & 508 SW

### EQUIPMENT (3/5)

KEY: ● STANDARD   ○ OPTIONAL   — UNAVAILABLE

	GT
INTERIOR FEATURES	
'Aikinite' contrast stitching to armrest, front centre console, door panels and dashboard facia	●
Aluminium front door sills with new black 'PEUGEOT' lettering	●
Ambient lighting to storage compartments	●
Blue ambient lighting to front door panels and front centre console	●
Dashboard, front and rear door panel finish: Carbon effect	●
Dashboard facia, intricate stitch detail	●
Flocked front door pocket interior	●
Flocked glove box interior with illumination	●
Front and rear carpet mats with 'Aikinite' stitch detail	●
E-toggle automatic gear selector	●
Interior LED lighting: front LED roof lighting with 3 x spotlights, 2 x LED ambient lights and 2 x rear reading lights, LED lighting in boot, glove box and connecting zone	●
Interior LED lighting plus: interior LED lighting, boot lighting x 2, plus illumination to vanity mirrors, centre console storage, cup holders and front footwells	●

	GT
Grain perforated leather steering wheel with PEUGEOT shield, Black & Aikinite stitch details	●
Pedals and foot rest: aluminium	●
'Piano keys': chrome plated toggle switches to access touchscreen functions	●
Roof lining – Mistral black	●
Seating: driver and front passenger seats adjustable cushion nose (manual) (AGR Seats)	●
Seating: driver and front passenger seats electric lumbar adjustment	●
Seating: driver and front passenger seats heating	●
Seating: driver and front passenger seats multi-way electric adjustment (linked to specific options)	○
Seating: driver and front passenger seats multi-point massage function (linked to specific options)	○
Seating: driver seat 2 position memory function (linked to specific options)	○
Seating: Half leather effect and Alcantara® trim with 'Aikinite' stitch detail	●
Seating: Mistral 'SELLIER' leather trim with 'Aikinite' stitch details with PEUGEOT shield embossed on front headrests	○

\* Linked to Driver sport pack options.

# NEW PEUGEOT 508 & 508 SW

## EQUIPMENT (4/5)

KEY: ● STANDARD   ○ OPTIONAL   — UNAVAILABLE

	GT
EXTERIOR FEATURES	
Aluminium longitudinal roof rails: gloss black (SW Only)	●
Body-colour exterior door handles	●
Door mirror shells: Nera Black	●
PEUGEOT lettering signature on gloss back connecting strip	●
Gloss black B and C pillar and aerodynamic deflector trim	●
Gloss black rear cluster connecting strip with 'PEUGEOT' lettering signature	●
Front grille: Body-coloured grille with accents	●
Rear lower bumper gloss black 'diffuser effect' trim	●
Side window trim: gloss black	●
18" 'EPHERRA' two-tone diamond cut alloy wheels	●

	GT
EXTERIOR LIGHTINGS	
Door mirror mounted LED courtesy approach lights	●
PEUGEOT Matrix LED headlights, DRLs with '3 claws' lighting signature & Adaptive Lighting	●
LED daytime running lights	●
LED front indicators	●
LED side indicator lights integrated into door mirrors	●
Rear numberplate lights (x2)	●
Rear fog lights	●
Rear full LED 3D PEUGEOT signature 'Claw Effect' lights (with daylight function) + scrolling indicators	●
Rear reversing lights	●
Visibility pack: Automatic headlights with auto-adaptive function (Matrix LED)	●
Visibility pack: automatic windscreen wipers	●
Visibility pack: electrochrome rear view mirror (auto dimming)	●
Visibility pack: electrochrome rear view mirror (auto dimming and frameless)	●
Visibility pack: 'follow me home headlights'	●

^Subject to subscription – after you have taken delivery of your vehicle, please subscribe on: <https://services-store.peugeot.co.uk/>



# NEW PEUGEOT 508 & 508 SW

## EQUIPMENT (5/5)

KEY: ● STANDARD   ○ OPTIONAL   — UNAVAILABLE

	GT
BODY STYLE	
5 Door FASTBACK	●
5 Door SW ESTATE	●
IN CAR ENTERTAINMENT	
Bluetooth® telephone facility	●
DAB Radio (Digital Audio Broadcasting)	●
FOCAL® premium Hi-Fi speaker system (sensation pack)	○
Wireless Mirror Screen®: (Apple CarPlay™ , Android Auto)	●
Wireless Smartphone charger	●
USB-C Socket (x2) front	●
USB-A Socket (x2) rear (12V)	●
Voice recognition (radio, navigation and telephony features)	●
PEUGEOT i-Connect Advanced: includes TomTom® Live updates (6 months free subscription trial^)	●
8-Speaker radio, MP3 compatible	●
12V socket (x2)	●



^Subject to subscription – for renewal, Terms and Conditions, and any other details about Connected Navigation services, visit: <https://services-store.peugeot.co.uk>

# NEW PEUGEOT 508 & 508 SW

## CHOOSE YOUR PAINT

KEY: ● STANDARD ○ OPTIONAL — UNAVAILABLE

	OPTION CODE	GT
METALLIC PAINT		
Okenite White	M0SU	○
Cumulus Grey	M0F4	○
Selenium Grey	M0LD	○
Eclipse Blue	M06L	●
Nera Black	M09V	○

## WHEELS

WHEEL DESCRIPTION	
18" 'EPHERRA' two-tone diamond cut alloy wheels	●



18" 'EPHERRA' two-tone diamond cut alloy wheels



Okenite White



Eclipse Blue



Cumulus Grey



Nera Black



Selenium Grey

# NEW PEUGEOT 508 & 508 SW

## UPHOLSTERY OPTIONS

KEY: ● STANDARD   ○ OPTIONAL   — UNAVAILABLE

	GT	GT
UPHOLSTERY OPTIONS		
Upholstery	Mistral ‘SELLIER’ leather with PEUGEOT shield embossed on front headrests	Half leather effect and Alcantara® cloth trim
Trim code	76FH	OJFI
Top-stitching	‘Akinite’ Copper	‘Akinite’ Copper
Seat trim availability	○	●



Mistral ‘SELLIER’ Leather with PEUGEOT shield embossed on front headrests



Half leather effect and Alcantara® cloth trim

### Front Seating

The front seats on PEUGEOT 508 have been developed to provide heightened sensations of comfort and support, enlivened with a touch of sportiness.

This brief has resulted in seating that will make every journey, no matter the distance, an absolute pleasure. Front seats benefit from the following features (according to trim level):

- Electric multi-way adjustment: (height, longitudinal, seat back angle and seat cushion angle).
- Heating function: with 3 pre set temperatures, (includes heating elements in the seat base and back rest).
- Multi-point massage function: with eight-pocket pneumatic technology to provide a luxurious massage, with five different massage types, **optional on GT**
- Driver seat memory: memorises driver seat and door mirrors positions for up to two people, **optional on GT**
- Electric lumbar adjustment: offers optimum back support for driver and front passenger.
- Adjustable cushion nose: adds greater depth to the front seat bases, providing extra support to the backs of front seat occupants legs.

### AGR Approval (Aktion für Gesunder Rücken)

The front seats of GT comply with the AGR association’s ‘Actions for a Healthy Back’ initiative, with the fitment of the following features:

- Adjustable seat cushion nose (mechanical)
- Adjustable seat angle (electric)
- Adjustable lumbar support (electric)

PEUGEOT NEW 508 FASTBACK

HYBRID TECHNICAL SPECIFICATION (1/2)

KEY: — UNAVAILABLE	PLUG-IN HYBRID 225 e-EAT8 8-speed Efficient Automatic Transmission
PETROL ENGINE	
Cubic capacity (cc)	1598
Maximum power hp (kW)	181 (133) @ 6000
Maximum torque lb/ft (Nm)	221 (300) @ 3000
Stop and Start functionality	—
Regulated Emission Standard	Euro 6d
Injection Type	Direct
Service Interval	20,000 miles / 1 year
ELECTRIC MOTOR	
Electric motor (integrated with the e-EAT8 gearbox)	1 at the front
Maximum power hp (kW)	110(81) @ 6000
Maximum torque lb/ft (Nm)	236(320) @ 500 - 2500
Battery	Li-ion
Battery Warranty	8 year traction battery warranty
Battery Capacity (kWh) / Battery Power (kW)	12.4 / 100
Electric Range WLTP combined cycle (miles)	42.3-34.2
On Board Charger (kW)	7.4 as standard
COMBINED PERFORMANCE	
Combined Maximum power hp (kW)	225 (165)
Combined Maximum torque lb/ft (Nm)	266 (360)
TRANSMISSION	
Type	Automatic, Front wheel drive
Number of gears	8

PLUG-IN HYBRID 225 e-EAT8 8-speed Efficient Automatic Transmission	
VEHICLE WEIGHT INFORMATION (KG)	
Gross vehicle weight	2280
Mass in service	1868
Kerb weight	1736
Gross train weight	3600
Maximum braked trailer weight	1320
Maximum tow ball weight	70
PERFORMANCE (DRIVER ONLY) INFORMATION	
Maximum speed in Sport mode / Electric (mph)	149/ 84
Acceleration 0-62 mph driver only (sec)	7.9
FUEL CONSUMPTION AND EMISSIONS (WLTP V. LOW / V. HIGH FUEL CONSUMPTION)	
Fuel Consumption: Combined MPG (litres/100km)^*^	274.8 - 193.6 (1.0 - 1.5)
Carbon Dioxide (CO <sub>2</sub> ) emissions Combined (g/km)	28 - 41
FUEL	
Capacity (litres)	—
REGULATED EMISSIONS	
Carbon monoxide (mg/km)	291.3
Total hydrocarbons (mg/km)	13.5
Nitrogen Oxides (mg/km)	4.3
Total Hydrocarbons + Nitrogen Oxides (mg/km)	—
Particulate Matter (mg/km)	0.1

The fuel consumption or electric range achieved, and CO<sub>2</sub> produced (where applicable), in real world conditions will depend upon a number of factors including, but not limited to: the accessories fitted (pre and post registration); the starting charge of the battery; variations in weather; driving styles and vehicle load. The WLTP (Worldwide Harmonised Light Vehicles Test Procedure) is used to measure fuel consumption, electric range and CO<sub>2</sub> figures.

Figures shown are for comparison purposes and should only be compared to the fuel consumption, electric range and CO<sub>2</sub> values of other cars tested to the same technical standard.

^ 'LOW': Low speed city driving, representative of city centre driving, maximum 35mph.

^^ 'MEDIUM': Medium speed town driving, representative of town or suburban driving, maximum 50mph.

^^^ 'HIGH': High speed rural driving, representative of A-road or dual carriageway driving, maximum 60mph.

^\* 'EXTRA HIGH': Extra High speed motorway driving, representative of a typical European motorway, maximum 81mph.

^\*^ 'COMBINED': A mixed journey average of all elements

Figures quoted reflect a range of configurations (including non-UK market vehicles) and are subject to changes resulting from ongoing product development, range evolutions, testing and evaluations.





PEUGEOT NEW 508 FASTBACK

HYBRID TECHNICAL SPECIFICATION (2/2)

KEY: — UNAVAILABLE	PLUG-IN HYBRID 225 e-EAT8 8-speed Efficient Automatic Transmission
BRAKES	
Front and rear discs	Front: 304x28mm / Rear: 268x12mm
SUSPENSION AND TYRES	
Front suspension	Pseudo-Mac Pherson axle
Rear suspension	Semi-independent wheels – Twist beam axle
Size – 18" tyres	235/45 R18 98W
INSURANCE CODES	
GT	36E



The fuel consumption or electric range achieved, and CO<sub>2</sub> produced (where applicable), in real world conditions will depend upon a number of factors including, but not limited to: the accessories fitted (pre and post registration); the starting charge of the battery; variations in weather; driving styles and vehicle load. The WLTP (Worldwide Harmonised Light Vehicles Test Procedure) is used to measure fuel consumption, electric range and CO<sub>2</sub> figures.

Figures shown are for comparison purposes and should only be compared to the fuel consumption, electric range and CO<sub>2</sub> values of other cars tested to the same technical standard.

^ 'LOW': Low speed city driving, representative of city centre driving, maximum 35mph.

^^ 'MEDIUM': Medium speed town driving, representative of town or suburban driving, maximum 50mph.

^^^ 'HIGH': High speed rural driving, representative of A-road or dual carriageway driving, maximum 60mph.

^\* 'EXTRA HIGH': Extra High speed motorway driving, representative of a typical European motorway, maximum 81mph.

^\*^ 'COMBINED': A mixed journey average of all elements

Figures quoted reflect a range of configurations (including non-UK market vehicles) and are subject to changes resulting from ongoing product development, range evolutions, testing and evaluations.



PEUGEOT NEW 508 SW

HYBRID TECHNICAL SPECIFICATION (1/2)

KEY:	
— UNAVAILABLE	
	PLUG-IN HYBRID 225 e-EAT8 8-speed Efficient Automatic Transmission
PETROL ENGINE	
Cubic capacity (cc)	1598
Maximum power hp (kW)	181 (133) @ 6000
Maximum torque lb/ft (Nm)	221 (300) @ 3000
Stop and Start functionality	—
Regulated Emission Standard	Euro 6d
Injection Type	Direct
Service Interval	20,000 miles / 1 year
ELECTRIC MOTOR	
Electric motor (integrated with the e-EAT8 gearbox)	1 at the front
Maximum power hp (kW)	110 (81) @ 6000
Maximum torque lb/ft (Nm)	236 (320) @ 500 - 2500
Battery	Li-ion
Battery Warranty	8 year traction battery warranty
Battery Capacity (kWh) / Battery Power (kW)	11.8 / TBC
Electric Range WLTP combined cycle (miles)	42.3-34.2
On Board Charger (kW)	7.4 as standard
COMBINED PERFORMANCE	
Combined Maximum power hp (kW)	225 (165)
Combined Maximum torque lb/ft (Nm)	266 (360)
TRANSMISSION	
Type	Automatic, Front wheel drive
Number of gears	8

	PLUG-IN HYBRID 225 e-EAT8 8-speed Efficient Automatic
VEHICLE WEIGHT INFORMATION (KG)	
Gross vehicle weight	2300
Mass in service	1903
Kerb weight	1771
Gross train weight	3600
Maximum braked trailer weight	1300
Maximum tow ball weight	70
PERFORMANCE (DRIVER ONLY) INFORMATION	
Maximum speed in Sport mode / Electric (mph)	149/ TBC
Acceleration 0-62 mph driver only (sec)	8
FUEL CONSUMPTION AND EMISSIONS (WLTP V. LOW / V. HIGH FUEL CONSUMPTION)	
Fuel Consumption: Combined MPG (litres/100km)^*^	274.8 - 193.6 (1.0 - 1.5)
Carbon Dioxide (CO <sub>2</sub> ) emissions Combined (g/km)	28- 41
FUEL	
Capacity (litres)	—
REGULATED EMISSIONS	
Carbon monoxide (mg/km)	291.3
Total hydrocarbons (mg/km)	13.5
Nitrogen Oxides (mg/km)	4.3
Total Hydrocarbons + Nitrogen Oxides (mg/km)	—
Particulate Matter (mg/km)	0.1

The fuel consumption or electric range achieved, and CO<sub>2</sub> produced (where applicable), in real world conditions will depend upon a number of factors including, but not limited to: the accessories fitted (pre and post registration); the starting charge of the battery; variations in weather; driving styles and vehicle load. The WLTP (Worldwide Harmonised Light Vehicles Test Procedure) is used to measure fuel consumption, electric range and CO<sub>2</sub> figures.

Figures shown are for comparison purposes and should only be compared to the fuel consumption, electric range and CO<sub>2</sub> values of other cars tested to the same technical standard.

^ 'LOW': Low speed city driving, representative of city centre driving, maximum 35mph.

^^ 'MEDIUM': Medium speed town driving, representative of town or suburban driving, maximum 50mph.

^^^ 'HIGH': High speed rural driving, representative of A-road or dual carriageway driving, maximum 60mph.

^\* 'EXTRA HIGH': Extra High speed motorway driving, representative of a typical European motorway, maximum 81mph.

^^^ 'COMBINED': A mixed journey average of all elements

Figures quoted reflect a range of configurations (including non-UK market vehicles) and are subject to changes resulting from ongoing product development, range evolutions, testing and evaluations.



PEUGEOT NEW 508 SW

HYBRID TECHNICAL SPECIFICATION (2/2)

KEY: — UNAVAILABLE	PLUG-IN HYBRID 225 e-EAT8 8-speed Efficient Automatic Transmission
BRAKES	
Front and rear discs	Front: 304x28mm / Rear: 268x12mm
SUSPENSION AND TYRES	
Front suspension	Pseudo-Mac Pherson axle
Rear suspension	Semi-independent wheels – Twist beam axle
Size – 18" tyres	235/45 R18 98W
INSURANCE CODES	
GT	36E



The fuel consumption or electric range achieved, and CO<sub>2</sub> produced (where applicable), in real world conditions will depend upon a number of factors including, but not limited to: the accessories fitted (pre and post registration); the starting charge of the battery; variations in weather; driving styles and vehicle load. The WLTP (Worldwide Harmonised Light Vehicles Test Procedure) is used to measure fuel consumption, electric range and CO<sub>2</sub> figures.

Figures shown are for comparison purposes and should only be compared to the fuel consumption, electric range and CO<sub>2</sub> values of other cars tested to the same technical standard.

^ 'LOW': Low speed city driving, representative of city centre driving, maximum 35mph.

^^ 'MEDIUM': Medium speed town driving, representative of town or suburban driving, maximum 50mph.

^^^ 'HIGH': High speed rural driving, representative of A-road or dual carriageway driving, maximum 60mph.

^\* 'EXTRA HIGH': Extra High speed motorway driving, representative of a typical European motorway, maximum 81mph.

^\*^ 'COMBINED': A mixed journey average of all elements

Figures quoted reflect a range of configurations (including non-UK market vehicles) and are subject to changes resulting from ongoing product development, range evolutions, testing and evaluations.





PEUGEOT NEW 508 & 508 SW

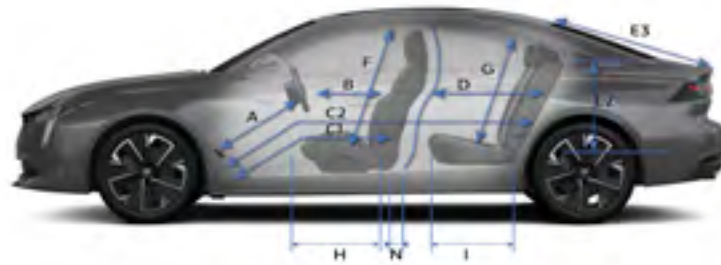
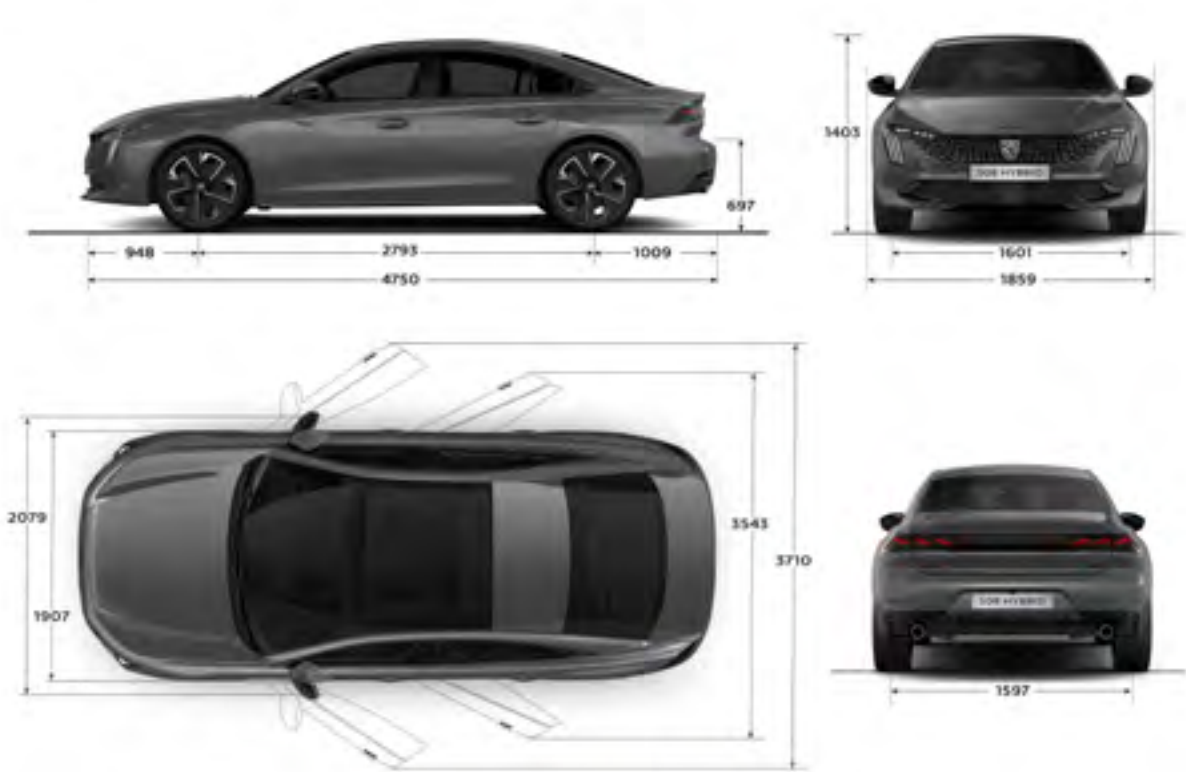
FASTBACK DIMENSIONS

EXTERNAL DIMENSIONS	
Length (mm)	4750
Width (mm)	1859
Height (mm)	1403
Wheelbase (mm)	2793
Front / rear overhang (mm)	948 / 1009
Front / rear track width (mm)	1601 / 1597
Turning circle between pavements (m)	10.8

EXTERNAL DIMENSIONS FOR PARKING	
Length with boot open (mm)	4840
Length with towing (mm)	4750
Width with front / rear doors open (mm)	3 710 / 3 543
Width with door mirrors open / folded (mm)	2 079 / 1 907
Height with bonnet open (mm)	1861
Height with boot open (mm)	2152

INTERNAL DIMENSIONS	
Number of seats	5
Front / rear elbow room (mm)	1 455 / 1 413
Front / rear shoulder room (mm)	1 418 / 1 362
Front / rear head room (mm) *	881 (830) / 843 (844)

BOOT, STORAGE & FUEL TANK	
Length with rear seat back up / folded** (mm)	1035 / 1983
Width between wheel housings (mm)	1133
Height under parcel shelf / head room (mm) (2) (1)	488
Opening of boot, height / width (mm)	979
Min. boot volume (litres)	487
Max. boot volume (litres)	1537
Total volume of storage areas in the passenger compartment (litres)	32
Fuel tank capacity (litres)	62



A	686	F	881
B	602	G	843
C1	896	H	541
C2	1777	I	477
D	881	J	1418
E	1035	K	1455
E1	1133	L	1362
E2	488	M	1413
E3	979	N	250

\*Value with the optional panoramic glass roof. \*\*With maxi moved forward front seats.



# PEUGEOT NEW 508 & 508 SW

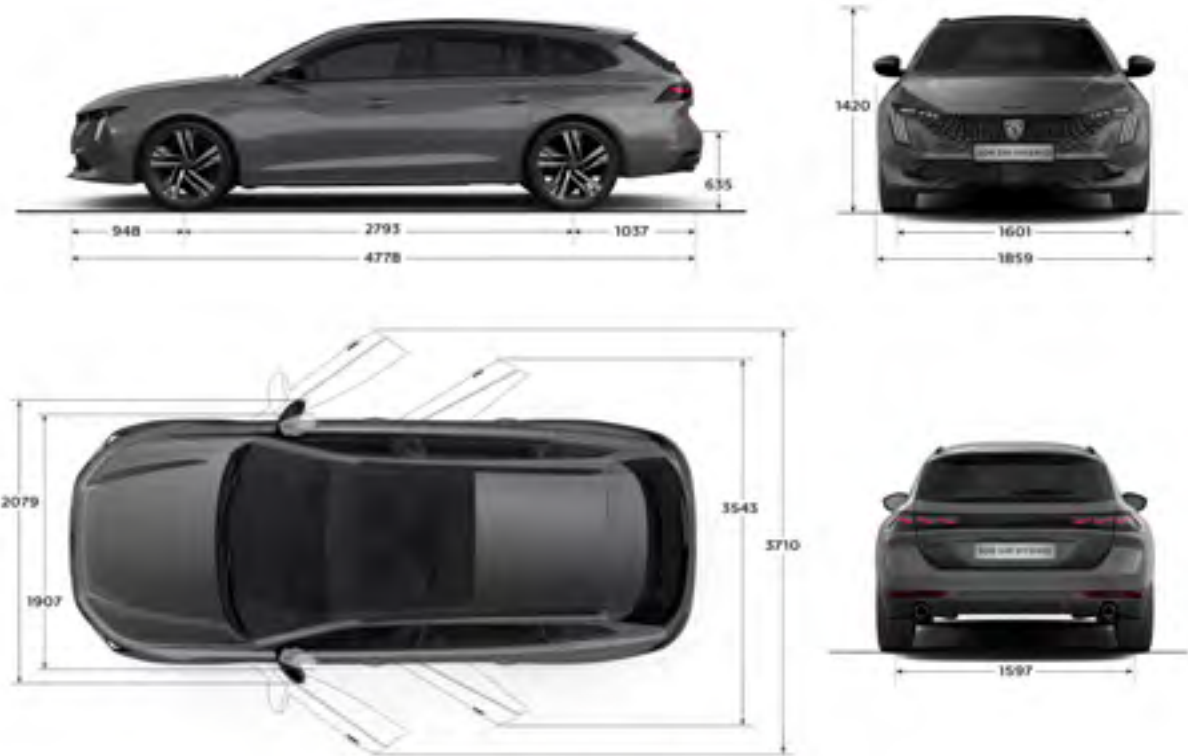
## SW DIMENSIONS

EXTERNAL DIMENSIONS	
Length (mm)	4778
Width (mm)	1859
Height (mm)	1420
Wheelbase (mm)	2793
Front / rear overhang (mm)	948 / 1 037
Front / rear track width (mm)	1 601 / 1 597

EXTERNAL DIMENSIONS FOR PARKING	
Width with front / rear doors open (mm)	3 710 / 3 543
Width with door mirrors open / folded (mm)	2 079 / 1 907

INTERNAL DIMENSIONS	
Number of seats	5
Front / rear elbow room (mm)	1 455 / 1 413
Front / rear shoulder room (mm)	1 418 / 1 362
Front / rear head room (mm)	881 / 883

BOOT, STORAGE & FUEL TANK	
Length with rear seat back up	1 059
Width between wheel housings (mm)	1133
Height under parcel shelf / head room (mm) (2) (1)	499
Opening of boot, height	787
Min. boot volume (litres)	530
Max. boot volume (litres)	1780
Total volume of storage areas in the passenger compartment (litres)	32
Fuel tank capacity (litres)	62



A	686	F	881
B	602	G	883
C1	896	H	541
C2	1777	I	477
D	881	J	1418
E	1059	K	1455
E1	1133	L	1362
E2	499	M	1413
E3	787	N	250

\*Value with optional panoramic glass roof.

# NEW PEUGEOT 508 & 508 SW SERVICE CONTRACTS

## PEUGEOT OFFER TWO LEVELS OF SERVICE PLAN CONTRACTS

What’s included:

- PEUGEOT Service Plans offer complete assurance that all your servicing costs will be completely covered for the duration of the plan
- We offer PEUGEOT Service Plans for up to five years with many mileage options
- One-off up front or monthly direct debit payment options available
- All packages are affordable and inflation proof, which means they will remain at a fixed cost for the duration of the plan.

Monthly price examples\*:

### 508 & 508 SW PLUG-IN HYBRID

36 Months / 30,000 Miles	48 Months / 40,000 Miles	60 Months / 50,000 Miles
£24.80 per month	£30.30 per month	£28.32 per month

\*Price examples based on an annual mileage of 10,000 per annum. Updated on June 2023.

A PEUGEOT Service Plan can be purchased up to 12 months after registration date. The prices quoted above are indicative, for a bespoke quote please contact your local PEUGEOT Retailer. If the plan is taken out after the date of registration an additional payment will be required to cover this starting period.

Any normal wear and tear maintenance work such as replacement of tyres, brake pads, brake discs, clutches, shock absorbers, wipers, batteries, bulbs, silencer, exhausts and windscreens are excluded. Servicing must be carried out by a PEUGEOT Authorised Repairer in the UK. PEUGEOT Motor Company reserve the right to change, amend or withdraw this product at any time.



## EXTENDED PEUGEOT ASSISTANCE\*

### What’s included: Extension of your PEUGEOT Assistance Cover:

- Offers you the opportunity to extend PEUGEOT Assistance up to a further two years

### Cover includes:

- PEUGEOT Assistance from Home
- PEUGEOT Roadside Assistance
- PEUGEOT Recovery
- PEUGEOT Onward Travel
- PEUGEOT European Cover

\*Excludes non-vehicle induced faults.

TO FIND OUT  
ABOUT EXTENDING  
YOUR PEUGEOT  
ASSISTANCE COVER  
**CALL 0800 294 0294**

## NEW PEUGEOT 508 & 508 SW

### FURTHER INFORMATION

MANUFACTURERS RECOMMENDED RETAIL PRICE ON THE ROAD (INCLUDES THE FOLLOWING FROM 1ST APRIL 2024)							
TAX BAND	CO <sub>2</sub> (g/km)	FIRST YEAR VED ALTERNATIVE FUEL, PETROL & DIESEL (RDE2)	ANNUAL STANDARD RATE	FIRST REG FEE	DELIVERY CHARGE	VAT @ 20% ON DELIVERY	TOTAL OTR COSTS ALTERNATIVE FUEL, PETROL & DIESEL (RDE2)
A	0	£10.00	£195.00	£55.00	£825.00	£165.00	£1,055.00
B	1-50	£110.00	£195.00	£55.00	£825.00	£165.00	£1,155.00
C	51-75	£130.00	£195.00	£55.00	£825.00	£165.00	£1,175.00
D	76-90	£270.00	£195.00	£55.00	£825.00	£165.00	£1,315.00
E	91-100	£350.00	£195.00	£55.00	£825.00	£165.00	£1,395.00
F	101-110	£390.00	£195.00	£55.00	£825.00	£165.00	£1,435.00
G	111-130	£440.00	£195.00	£55.00	£825.00	£165.00	£1,485.00
H	131-150	£540.00	£195.00	£55.00	£825.00	£165.00	£1,585.00
I	151-170	£1,360.00	£195.00	£55.00	£825.00	£165.00	£2,405.00
J	171-190	£2,190.00	£195.00	£55.00	£825.00	£165.00	£3,235.00
K	191-225	£3,300.00	£195.00	£55.00	£825.00	£165.00	£4,345.00
L	226-255	£4,680.00	£195.00	£55.00	£825.00	£165.00	£5,725.00
M	Over 255	£5,490.00	£195.00	£55.00	£825.00	£165.00	£6,535.00

VAT is calculated at 20%. VAT is not applicable to cars sold in the Channel Islands.

All Cars with a manufacturers list price over £40,000 at first registration will pay an additional rate of £425 per year (at current rates) on top of Annual 'Standard Rate' VED, for five years from the start of the second licence, before returning to the Annual Standard Rate. (Manufacturers List price includes all optional paint, trim and equipment, but excludes first year VED and first registration fee)

## PEUGEOT 3 YEARS OF WARRANTY

All vehicles first registered in the UK and purchased from a UK PEUGEOT Retailer benefit from a PEUGEOT 2 year unlimited mileage manufacturer’s warranty and a free optional additional 1 year of warranty provided by the PEUGEOT Retail Network in the UK.

## PEUGEOT ASSISTANCE

All new PEUGEOTs come with PEUGEOT Assistance, our breakdown assistance service.

PEUGEOT Assistance is available every minute of the day and night; 365 days of the year, for you and anyone else driving your PEUGEOT with your permission.

Click [here](#) for full details.

All information and prices correct at time of publication, but are subject to change at any time without prior notice (which may occur as a result of matters including, but not limited to, any changes in legislation and/or any changes by the government).

It is our policy to continually improve our vehicles in every way. To avoid any misunderstandings you are advised to check with your PEUGEOT Dealer the prices, specification (including colour), equipment, accessories and equipment relating to any PEUGEOT vehicle and the exact cost and availability prior to ordering.

Where a feature is described as an option in this publication it should be assumed that it is at extra cost unless specifically stated otherwise.

Issued by Sales and Marketing, PEUGEOT Motor Company PLC, Pinley House, Sunbeam Way, Coventry CV3 1ND.



**NEW PEUGEOT 508 & 508 SW**  
EXPLORE THE RANGE



Join us:

All information and prices correct at time of publication, but are subject to change at any time without prior notice (which may occur as a result of matters including, but not limited to, any changes in legislation and/or any changes by the government). It is our policy to continually improve our vehicles in every way. To avoid any misunderstandings you are advised to check with your PEUGEOT Retailer the prices, specification (including colour), equipment, accessories and equipment relating to any PEUGEOT vehicle and the exact cost and availability prior to ordering. Where a feature is described as an option in this publication it should be assumed that it is at extra cost unless specifically stated otherwise.  
Issued by Sales and Marketing, PEUGEOT Motor Company PLC, Pinley House, Sunbeam Way, Coventry CV3 1ND.







↓ Your  
journey  
starts here



Learn more  
Book a Test Drive  
Apply for Finance

**CHARTERSPEUGEOT.COM**