

PEUGEOT 2008 & E-2008

PRICES - EQUIPMENT - TECHNICAL SPECIFICATIONS

Version 2.5 - Effective from 1st May 2025
2025.5 (G5) Model Year



PEUGEOT 2008

EXPLORE THE RANGE

STANDARD SPECIFICATION

Safety & Security

- ABS (Anti-lock Braking System) with EBD (Electronic Braking Distribution) and EBA (Emergency Braking Assistance)
- Active Safety Brake (pedestrians)
- Acoustic Vehicle Alerting System (AVAS) – generates a sound when travelling at low speed, audible outside the vehicle for pedestrian safety. ELECTRIC versions only
- Airbags: Adaptive driver and front passenger airbags (includes passenger airbag deactivation function)
- Airbags: Driver and front passenger side airbag
- Airbags: Front and rear curtain airbags
- Alarm with Anti-lift sensor (Thatcham category 1 approved)
- Automatic door locking when moving off
- Automatic hazard light activation upon heavy brake application
- Child locking functionality on rear doors
- Deadlocking
- Electronic code immobiliser
- ESP (Electronic Stability Programme) with Hill Start Assist
- Front optimised safety headrests and rear retractable headrests (x3), height-adjustable.
- Front three-point retractable seatbelts, with force limiters
- Front and rear disc brakes
- Gear Shift Indicator (manual version only)
- Headlights left on audible warning
- Isofix child seat fittings (x2) in the second row
- Programmable cruise control and speed limiter
- Lane Keeping Assist
- Speed limit recognition and recommendation
- Driver attention warning
- Seatbelt unfastened on the move with audible and visual alert for front and rear seats
- Tyre pressure sensors
- Exterior temperature indicator with ice warning



PEUGEOT 2008

EXPLORE THE RANGE

STANDARD SPECIFICATION

Comfort & Convenience

- Electric power steering with reach and rake adjustable steering column
- Low centre console
- High centre console with 2 cup holders (Excluding PureTech 100 versions)
- Central front armrest with storage compartment (Excluding PureTech 100 versions)
- Map pockets on front seat backs
- Electric parking brake
- Multifunction trip computer
- ‘One-touch’ electric front and rear windows with pinch protection
- PEUGEOT i-Cockpit®:
 - Compact steering wheel
 - 10" colour touchscreen
 - 3.5" Colour instrument display
- Pre-heating functionality (ELECTRIC versions)
- Automatic air conditioning with Pollen and Carbon activated filters
- Push button start
- Rear parking sensors
- Tailgate with heated rear windscreen & wiper blade
- 7 kW monophasic bi-directional on-board charger and a Mode 3 Type 2 cable for wallbox charging (ELECTRIC only)
- Vehicle-to-load preparation (V2L adaptor plug available as Accessory from PEUGEOT Retailer)

Exterior Features

- Diamond Black Door Mirror Covers
- Body-colour exterior door handles
- Body-colour rear spoiler
- Dichroic badging including ‘E’ monogram tailgate (ELECTRIC versions)
- Black rear cluster connecting strip
- Model designation badges front and rear
- New PEUGEOT Shield

Interior Features

- Dashboard, front and rear door panel finish: Carbon effect
- Rear windscreen wiper triggered automatically in reverse gear
- ‘Piano’ keys: Gloss black plated toggle switches to access main functions of the vehicle
- Seating: –1/3 – 2/3 folding rear seat
- Seating: driver and front passenger comfort seats
- Seating: driver and front passenger seat manual adjustment (longitudinal and back rest angle)
- Seating: driver seat manual height adjustment
- Leather Steering Wheel

In Car Entertainment

- Bluetooth® telephone facility
- DAB Radio (Digital Audio Broadcasting)
- Wireless Mirror Screen®: (Apple CarPlay™ , Android Auto)
- Steering Wheel Controls
- USB-C Socket (x1) front
- 6-Speaker radio, MP3 compatible
- 12 V socket

Lighting & Visibility

- Eco LED headlights with electric height adjustment
- LED daytime running lights: distinctive ‘3-claw’ design
- Rear full LED 3D PEUGEOT signature lights (with daylight function)
- Visibility pack:
 - Automatic lights
 - ‘Follow me home’ headlights
 - Automatic windscreen wipers

PEUGEOT 2008

STANDARD EQUIPMENT BY VERSION

ALLURE

(AVAILABLE AS PETROL, HYBRID AND ELECTRIC)

EXTERIOR FEATURES

- 17" 'KARAKOY' diamond cut alloy wheels
- Radiator grille: Body-colour vertical chequered grille
- Rear bumper with gloss black finish
- Gloss black roof bars

INTERIOR FEATURES

- Tri-material 'CASUAL LOMSA' embossed fabric, leather effect and cloth seat trim with Quartz stitch detail

IN CAR ENTERTAINMENT

- PEUGEOT i-Connect®
- USB-C Socket (x2) front
- USB-C Socket rear (x1), USB-A Socket rear (x1)



COMFORT & CONVENIENCE

- Parking sensors – front and rear
- Electrochrome rear view mirror
- Central front armrest with storage compartment
- Electric parking brake
- Dark tinted rear side and tailgate windows
- PEUGEOT i-Cockpit®: 10" HD capacitive colour touchscreen
- PEUGEOT i-Cockpit®: Configurable head-up instrument panel

SAFETY & SECURITY

- Active Safety Brake (Night function, cyclists, pedestrians)



17" 'KARAKOY' Alloy Wheels
Diamond Cut

PEUGEOT 2008
STANDARD EQUIPMENT BY VERSION

GT
(AVAILABLE AS PETROL, HYBRID AND ELECTRIC)

Allure Specification +

EXTERIOR FEATURES

- 'Black Diamond' roof

COMFORT AND CONVENIENCE

- HD Colour Reversing Camera
- PEUGEOT Open & Go (Keyless entry and push button start)
- PEUGEOT 3D i-Cockpit®: Configurable 3D head-up instrument panel

LIGHTING & VISIBILITY

- Full LED headlights with Smartbeam Assist

INTERIOR FEATURES

- Dynamic Seats
- Tri-material 'CAPY' leather effect and 'BELOMKA' cloth trim with 'Adamite' green stitch detail
- Mistral full-grain perforated leather steering wheel with 'Adamite' green stitch detail and satin chrome 'GT' emblem
- 8-colour personalisable ambient lighting



17" 'KARAKOY' Alloy Wheels
Diamond Cut

PEUGEOT 2008
STANDARD EQUIPMENT BY VERSION

GT PREMIUM
(AVAILABLE AS PETROL, HYBRID AND ELECTRIC)

GT Specification +

EXTERIOR FEATURES

- 18” ‘EVISSA’ Diamond-cut ‘Black Mist’ Alloy Wheels

INTERIOR FEATURES

- Alcantara ‘ICONIUM’ upholstery with ‘Adamite’ green stitching
- Heated front seats
- Driver’s seat multi-point massage function
- Driver’s seat multi-way electric adjustment (includes electric lumbar adjustment)

COMFORT AND CONVENIENCE

- HD Colour Front Camera
- Heat Pump (Electric only)

IN CAR ENTERTAINMENT

- Smartphone Wireless Charger
- PEUGEOT i-Connect® Advanced – Connected Navigation* with TomTom live updates and Speedcam alerts (6 months free subscription trial)^ AM/FM bi-tuner, DAB, Wi-Fi, BlueTooth, Mirror Screen (with Apple Carplay and Android Auto)

SAFETY AND SECURITY

- Adaptive Cruise Control with Stop & Go
- Lane Positioning Assist
- Blind Spot Monitoring with Flankguard protection
- Tyre Inflation Kit

*Additional terms and conditions apply to connected services, including customer acceptance of location sharing prior to activation.




^ Subject to subscription – after you have taken delivery of your vehicle, please subscribe on: <https://services-store.peugeot.co.uk>



18” ‘EVISSA’ Alloy Wheels
Diamond Cut Black Mist

PEUGEOT 2008

PRICE LIST

	Engine	Fuel	HP	Titre Code	CO ₂ g/km	Basic MRRP	VAT (£)	Total MRRP	On The Road Costs	On The Road MRRP	P11D Value (£)	Electric Range (miles) >>	2025/26 BIK %	*Indicative 2025/26 BIK £/mth @ 20%	*Indicative 2025/26 BIK £/mth @ 40%
 ALLURE	1.2L PureTech 100 S&S 6-speed Manual	Petrol	101	1PP1SYPL8KT0A0G5	129	22,545.83	4,509.17	27,055.00	1,485.00	28,540.00	28,045.00	-	31	144.90	289.80
	1.2L PureTech 130 EAT8 S&S 8-speed Efficient Automatic Transmission	Petrol	131	1PP1SYPM61T0A0G5	138	24,841.67	4,968.33	29,810.00	1,585.00	31,395.00	30,800.00	-	33	169.40	338.80
	HYBRID 145 e-DSC6	Hybrid	145	1PP1SYPJHWT0A0G5	112	25,570.83	5,114.17	30,685.00	1,485.00	32,170.00	31,675.00	-	28	147.82	295.63
	ELECTRIC 54kWh 156	Electric	156	1PP1SYQZIFT0A0G5	0	28,537.50	5,707.50	34,245.00	1,055.00	35,300.00	35,235.00	247	3	17.62	35.24
 GT	1.2L PureTech 130 EAT8 S&S 8-speed Efficient Automatic Transmission	Petrol	131	1PP1SYTM61T0A0G5	138	26,633.33	5,326.67	31,960.00	1,585.00	33,545.00	32,950.00	-	33	181.23	362.45
	HYBRID 145 e-DSC6	Hybrid	145	1PP1SYTJHWT0A0G5	112	27,362.50	5,472.50	32,835.00	1,485.00	34,320.00	33,825.00	-	28	157.85	315.70
	ELECTRIC 54kWh 156	Electric	156	1PP1SYUZIFT0A0G5	0	30,329.17	6,065.83	36,395.00	1,055.00	37,450.00	37,385.00	247	3	18.69	37.39
 GT PREMIUM	1.2L PureTech 130 EAT8 S&S 8-speed Efficient Automatic Transmission	Petrol	131	1PP1SYTM61T05NG5	138	27,925.00	5,585.00	33,510.00	1,585.00	35,095.00	34,500.00	-	33	189.75	379.50
	HYBRID 145 e-DSC6	Hybrid	145	1PP1SYTJHWT05NG5	111	28,654.17	5,730.83	34,385.00	1,485.00	35,870.00	35,375.00	-	28	165.08	330.17
	ELECTRIC 54kWh 156	Electric	156	1PP1SYUZIFT05NG5	0	31,879.17	6,375.83	38,255.00	1,055.00	39,310.00	39,245.00	247	3	19.62	39.25

CO₂ figures, P11D values, BIK% and MRRP pricing shown above are for a standard vehicle without any additional optional equipment. CO₂ figures are used to calculate Vehicle Excise Duty (VED) for the first registration of the vehicle and BIK%. The addition of optional extras could increase the certified CO₂ emission output. This in turn may affect the amount of VED payable upon registration, and, for company car drivers, the amount of Benefit in Kind (BIK) tax payable. For further information on CO₂ and pricing for vehicles with optional equipment, please visit www.peugeot.co.uk and configure your chosen vehicle with your preferred options.

Figures shown are for comparison purposes and should only be compared to the fuel consumption, electric range and CO₂ values of other cars tested to the same technical standard.

>> Electric Vehicle Range (EAER) for standard specification without factory fitted options. Factory fitted options may reduce electric vehicle range

The fuel consumption or electric range achieved, and CO₂ produced (where applicable), in real world conditions will depend upon a number of factors including, but not limited to: the accessories fitted (pre and post registration); the starting charge of the battery (ELECTRIC only); variations in weather; driving styles and vehicle load. The WLTP (Worldwide Harmonised Light Vehicles Test Procedure) is used to measure fuel consumption, electric range and CO₂ figures. ‘On the Road’ MRRP includes registration plates and delivery to retailer (including VAT), 12 months’ Vehicle Excise Duty and new vehicle registration fee of £55. Excludes fuel and insurance.

Cars with a list price over £40,000 at first registration will pay an additional rate of £425 per year on top of annual tax ‘standard rate’, for five years from the start of the second licence, before returning to standard rate. (List price includes all factory options but excludes first year VED and first registration fee).

All information and prices correct at time of publication, but are subject to change at any time without prior notice (which may occur as a result of matters including, but not limited to, any changes in legislation and/or any changes by the government).

PEUGEOT 2008

REINVENTING THE DRIVING EXPERIENCE

PEUGEOT i-Cockpit®

The PEUGEOT i-Cockpit® philosophy centres around a driving environment that puts you in control, allowing a greater connection to the road. For PEUGEOT 2008, the PEUGEOT i-Cockpit® brings driving resolutely into a new age. The PEUGEOT i-Cockpit®, comprises of the following key features:



Choose your ambient lighting:

Adamite	Sport Hybrid	Green Eco	New Blue	Peugeot Blue	Purple	Red	White

Configurable 3D head-up digital instrument panel

Standard from GT versions, the PEUGEOT 2008 3D i-Cockpit® cluster is a unique system that projects all the information on different layers giving you outstanding 3D effect. It can be fully customised to suit the driver's needs. As the panel is positioned higher, it is closer to the road and is more within the driver's field of vision. This can increase safety when compared to a conventional setup where the dials sit within the wheel, further from the road.

The crisp and clear graphics within the instrument panel can be fully customised to your personal needs.

Press and hold on the central touchscreen to setup and configure the digital instrument panel, and choose the information to suit you. Choose from a variety of widgets, including dials, navigation, media, driving aids and more.

Cycle through different views quickly and easily with a press of a button on the indicator stalk.



Personalised ambient lighting

8-colour personalisable ambient lighting (standard from GT)

Live the power of choice in the PEUGEOT 2008 thanks to the personalisable ambient lighting. 8 colours are available to make sure that whatever your mood is, the 2008 matches it perfectly. For example, you can select the red ambient lighting for a more dynamic experience, or blue for a more serene experience.

PEUGEOT 2008

REINVENTING THE DRIVING EXPERIENCE

PEUGEOT i-Cockpit®

Compact multi-function steering wheel

Compact dimensions coupled with a re-designed shape enhance every journey in PEUGEOT 2008. Out on the road the compact dimensions increase the visibility of the car’s instruments whilst in the corners it provides heightened responses and improved agility.



GT and GT PREMIUM versions come with a steering wheel finished in Mistral full-grain perforated leather with ‘Adamite’ green stitch detail and a satin chrome ‘GT’ emblem.



10" HD capacitive touchscreen

The 10” HD touchscreen gives you a wide panoramic view and brings together all the key functions of the PEUGEOT 2008. Quickly switch between features using the row of ‘piano’ keys beneath the screen. The HD screen also integrates PEUGEOT i-Connect®, bringing with it a host of improvements, including a fully customisable display.



Drive Selector

The Drive Selector has a stylish, ergonomic design which complements the PEUGEOT i-Cockpit®. Linked to PureTech versions featuring the efficient 8-Speed Automatic Transmission (EAT8) with Quickshift Technology , HYBRID e-DSC6 versions, and ELECTRIC versions, operation is both intuitive and smooth. For the more exuberant driver a manual driving mode is also available, changes can be performed seamlessly via the steering column mounted paddles (PureTech 130 & HYBRID 145 versions only).



Piano key toggle switches

PEUGEOT 2008

REINVENTING THE DRIVING EXPERIENCE

SAFETY TECHNOLOGY



Active Safety Brake System

Active Safety Brake System (standard on all versions)

An intelligent autonomous braking system designed to avoid a collision or limit its severity by reducing the vehicle’s speed. The system is triggered if the driver does not react quickly enough, by activating the vehicle’s brakes.

Using a bumper mounted radar and multifunction camera located at the top of the windscreen able to detect obstructions on the road. The system works in the following ways, both day and night:

- Between 0 and 18mph, collision avoidance for fixed and moving obstacles and pedestrians.
- Beyond 18mph limiting the severity of an impact by reducing the vehicles speed by at least 12mph before impact.

Distance Alert System (standard on all versions)

Working in conjunction with the Automatic Emergency Braking System, the distance alert function warns the driver if the vehicle risks a collision with the vehicle in front or a pedestrian in the road. Two levels of warning are available, the first ‘Amber’ warning provides a visual alert to the potential risk. In a more severe instance a ‘Red’ visual and audible alert indicate a collision is imminent and driver action is required, failure to act triggers the Automatic Emergency Braking System.

Blind Spot Monitoring (standard on GT PREMIUM versions)

Using lateral ultrasound sensors to cover areas out of your field of vision along with the windscreen mounted camera, an LED illuminates in either side door mirror to alert to the presence of a car, lorry, motorbike or bicycle in your blind spot. The system works when overtaking a slower vehicle or when overtaken by a faster vehicle.



Blind Spot Monitoring



Adaptive Cruise Control

PEUGEOT Connect SOS & Assistance (standard on all versions)

A vehicle locating communication unit, this feature can be used manually (dedicated SOS button on the console) or automatically (if pyrotechnic devices are deployed). It locates the vehicle precisely and triggers the sending of the appropriate emergency services for a rapid response.

PEUGEOT are the pioneers of this technology and since launching in 2003 PEUGEOT Connect SOS & Assistance has assisted thousands of drivers. The system comes with a 10 year subscription and uses a GPS module and SIM card (built in to the system).

Adaptive Cruise Control with Stop and Go (ACC Stop and Go) (standard on GT PREMIUM versions)

Cruise control as you know it, will never be the same again with PEUGEOT 2008. Controlled via a radar mounted at the front of the vehicle, the ACC Stop and Go system provides two key functions:

- Automatic maintenance of the vehicles speed, at the value set by the driver
- Automatic maintenance of a set distance between PEUGEOT 2008 and the vehicle in front, slowing the vehicle to a stop if required and then moving off automatically when conditions allow

The system detects a vehicle driving in front in the same direction and can automatically adapt the vehicle’s speed to that of the vehicle in front. This occurs using engine braking and the braking system (in which case the brake lights are lit) to maintain a constant distance.

When activated, ACC Stop and Go also incorporates Lane Positioning Assist, to position the car centrally within its lane, particularly useful for motorway driving.


PEUGEOT 2008

REINVENTING THE DRIVING EXPERIENCE

SAFETY TECHNOLOGY



Lane Keeping Technologies



Speed Limit Recognition

Speed Limit Recognition and Recommendation

(standard on all versions)

Using the windscreen mounted camera, PEUGEOT 2008 features speed limit sign recognition, leaving you in no doubt over the speed limit. Upon detecting a speed limit sign this information is read by the camera and displayed in colour on the head-up digital instrument panel.

In addition the driver also has the option to adapt their speed to the speed limit on the particular road via the vehicles cruise control stalk. The vehicle will then adjust its speed accordingly.

Road Sign Recognition and Recommendation

(standard on all versions)

In addition to speed limit recognition, 2008 can also read and interpret various road signs, including ‘Stop’, ‘One Way’ and ‘No Overtaking’. These are then relayed through the head-up digital instrument panel, in plain view of the drivers line of sight, reducing the chance of a road instruction being missed.



Smartbeam Assistance

PEUGEOT Smartbeam Assistance

(standard from GT)

PEUGEOT Smartbeam Assistance gives you one less thing to think about when driving at night. Controlled via a windscreen mounted camera, the system continuously analyses driving conditions, for instance the proximity of other vehicles.

PEUGEOT Smartbeam Assistance automatically switches headlights to full beam when conditions allow, allowing you to tap into the full potential of the full LED headlights.

Lane Keeping Technologies

Via a windscreen mounted camera PEUGEOT 2008 offers the following lane keeping technologies:

Active Lane Keeping Assistance (LKA) + Road Edge Detection

(standard on all versions)

A system that monitors longitudinal lane markings on the ground. If a deviation is detected across a lane marking, you are alerted by a flashing indicator on the digital instrument panel in the cabin.

In addition as soon as the system identifies a risk of accidentally crossing one of the marking lines detected on the ground, the steering is gradually corrected to keep the vehicle in lane, at speeds of over 40mph. For further peace of mind, road edge detection is also included to reduce the likelihood of the vehicle leaving the road in an accident.

Lane Positioning Assist (standard on GT PREMIUM versions)

Linked to Adaptive Cruise Control with Stop and Go function, this intelligent system positions the car centrally with the middle of a lane, applying left and right trajectory corrections accordingly.



Driver Attention Alert

Driver Attention Alert

To help keep you alert behind the wheel, PEUGEOT 2008 features a two stage driver alert system for added safety on the road, comprising:

Driver Attention Alert 3 (DAA3): (standard on all versions)

Controlled by a camera at the top of the windscreen designed to analyse the vehicles trajectory, this active system evaluates the vigilance of the driver at speeds of over 40mph.

By identifying deviations relative to the road markings, PEUGEOT 2008 is able to determine whether the vehicle’s behaviour reflects a certain degree of driver drowsiness or inattention. If it is felt that the driver needs to take better care on the road a visual and audible alert will occur. If more than three instances occur, the driver will be advised to take a break.

PEUGEOT 2008

REINVENTING THE DRIVING EXPERIENCE

INNOVATIVE TECHNOLOGY



Smartphone Wireless Charger
(standard on GT PREMIUM)

Through the use of inductive charging technology a compatible device can be charged wirelessly whilst on the move. Operation is simple: just place your compatible smartphone on the charging area, once detected, battery charging begins.

Docking Station

Compartment located in the lower centre console complete with lid which doubles up as a smartphone docking station when open.



Wireless Mirror Screen® (standard on all versions)

Connect your compatible smartphone wirelessly through Apple CarPlay™ or Android Auto. Access the key functions from your phone, such as navigation, voice calls, and text messages.

*For further information on Apple CarPlay™ and smartphone compatibility please visit:
www.apple.com/ios/carplay/
For information on Android Auto and smartphone compatibility please visit:
www.android.com/auto/



Panoramic Opening ‘Spoiler’ Sunroof
(optional)

Enjoy the outside world with PEUGEOT 2008 panoramic opening sunroof. Bathing the cabin in natural light, the panoramic glass roof enhances the appearance of the PEUGEOT 2008.

A manual blind is also included.

PEUGEOT 2008

REINVENTING THE DRIVING EXPERIENCE

INNOVATIVE TECHNOLOGY



In addition to the rear parking sensors (Standard across the range), the PEUGEOT 2008 features the following driving assistance:

In addition to rear parking sensors, the new HD rear camera offers a variety of views including rear ‘Grid’ view, ‘180°’ view, useful for reversing out of spaces and an ‘Overhead’ view making it easier when reversing near obstacles.

Choose the optional Parking Pack feature to add an additional HD camera mounted at the front, or enjoy the feature as standard on GT PREMIUM versions. This provides 360° view for added peace of mind.

PEUGEOT Connected 3D Navigation*

(standard on GT PREMIUM)

Linked to the latest PEUGEOT i-Connect® Advanced infotainment system, the Connected 3D Navigation comes with European mapping and over-the-air updates to make sure you always have the latest information.

The system also includes a 6 month subscription^ to Connected Navigation Pack services, including Real Time Traffic and Speedcam*. Key features are:

- **Real Time Traffic & Speedcam** Real-time updates on traffic conditions (traffic jams, road works, suggested alternative routes and Speed Camera / Danger Zone warning
- **Local Weather** Displays forecasted weather conditions along the route
- **Fuel Stations** Displays nearby fuel stations and pricing
- **Local search** Access address and contact detail information for a point of interest

^Subject to subscription – for renewal, terms and conditions, and any other details about Connected Navigation services, visit: <https://services-store.peugeot.co.uk>



PEUGEOT 2008

A MODERN AND BOLD VISION

EXTERIOR STYLE: LED TECHNOLOGY & BADGING



Badging

The sculpted bonnet is headed by the '2008' inscription, taking inspiration directly from the iconic PEUGEOT 504 & 504 Coupé.

The new PEUGEOT shield is proudly presented at the centre of the re-designed front grille.



Full LED Headlights (Standard from GT)

Full LED Headlights: Light Emitting Diode (LED) technology headlights feature from GT, allowing you to enjoy the following benefits:

- LED technology consumes considerably less energy to produce light, 50% less than halogen and 35% less than xenon technologies
- LED technology offers a whiter light for improved visibility at night, the light is also more similar to daylight, leading to reduced driver eye fatigue, improving safety
- LED technology requires no warm up time with instantaneous lighting response when compared to conventional halogen technologies
- LED technology will last for the life of the car, compared to halogen technology with much shorter life expectancy
- LED technology offers a very striking visual signature that perfectly complements the sharp exterior design

In addition, LED lighting technology is also used for both braking and indicating functions.



PEUGEOT 2008

EXPLORE THE RANGE

LIVE THE POWER OF CHOICE

The PEUGEOT 2008 is available with a choice of petrol, self-charging HYBRID and 100% ELECTRIC powertrains.

The PEUGEOT E-2008 features the following key elements:

TECHNICAL

54 kWh battery capacity 156 hp electric motor^.

The PEUGEOT E-2008 offers a lively and stimulating drive thanks to its 100% electric powertrain. You benefit from immediate reactivity with 260Nm of torque from 0mph. The silent engine offers a serene* drive without vibration.

E-CMP platform

The E-CMP platform has been developed to incorporate a high voltage battery whilst preserving space on board and boot volume. Particular attention was given to weight reduction and balance to make sure the driving experience in the PEUGEOT E-2008 is as rewarding as possible.

Range

^ Up to 247 miles WLTP.

Charging flexibility with 3 modes available:

Domestic (AC) 10A /3 kW from a regular socket, full charge in 24 hours (accessory cable needed).

Fast (AC) 32A / 7 kW from a Wall Box, full charge in 7.5 hours.

Rapid (DC) 100 kW from a dedicated public terminal, 80% charged in 30 minutes.

SMART BATTERY MANAGEMENT

To improve battery durability and performance in the long term and charging efficiency, E-2008 (produced from May 2025) will have the ability to limit charging to 80% of the battery capacity for daily use. This new function is accessible during AC charging via Mode 2 (Domestic 3-Pin

Plug) or Mode 3 (Wall box). It is not accessible during CCS Rapid DC Charging (Mode 4). It can be controlled via the central touch screen or remotely via the My Peugeot app.

USAGE

3 driving modes

In the PEUGEOT E-2008 you will be able to chose between 3 driving modes:

- Sport: priority given to performance (0-60 in 9.1s)
- Normal: daily usage
- Eco: priority given to range

2 braking modes

The PEUGEOT E-2008 also benefits from 2 braking modes that helps you make the best of your range:

- Moderate: sensation similar to a PureTech engine
- Increased: deceleration controlled with accelerator pedal

VEHICLE-TO-LOAD (V2L) FUNCTION

Vehicle-to-Load (V2L) preparation is standard on E-2008 ELECTRIC 54kWh 156 versions equipped with bi-directional On-board Charger (either 7kW or 11kW).

The V2L functionality provides the ability to run a high-power electrical device (e.g. charge an e-Bike or run an electrical tool) through the car’s high voltage battery. It can provide electricity up to 3kW and 16A.

V2L function is easy to use: the user plugs an adaptor (available as an Accessory from Peugeot retailers) into the car’s type 2 socket. Electrical devices can then be plugged into the adaptor. When V2L is activated, a minimum 30% State of Charge (SOC) threshold (pre-set & not adjustable) will be set by the car; once the threshold is reached, V2L will be deactivated.

*Take care when driving as other road users may not be accustomed to electric vehicles. PEUGEOT E-2008 SUV is fitted with an acoustic vehicle alerting system operating at speeds up to 18 mph.

Allure Care

PEUGEOT Allure Care delivers peace of mind by providing comprehensive cover for the electric motor, charging system, powertrain, and electrical and mechanical components for **up to 8 years, or 100,000 miles**, whichever comes first, from the date of registration, on PEUGEOT electric cars. It is in addition to the specific warranty offered by PEUGEOT on all its electric vehicle batteries, also lasting 8 years or 100,000 miles, to cover the entire vehicle. This makes PEUGEOT the first European brand to offer such extensive coverage on one of its models.

PEUGEOT Allure Care consists of 3 years standard manufacturer’s warranty plus up to 5 years of special coverage, activated when you decide to maintain your car in the participating PEUGEOT network in line with our service programme. It is valid up to the next scheduled service and reactivated for vehicles up to 8 years old or 100,000 miles, whichever happens first. PEUGEOT Allure Care is available on new and UK ordered: E-208, E-2008, E-308, E-308 SW, E-3008, E-408, E-5008. PEUGEOT Allure Care does not affect your legal guarantee of conformity or the manufacturer warranty on your car. Please see full [terms & conditions](#).



Vehicle-to-Load (V2L)



Specific E-2008 badging



Electric 54 kWh 156hp powertrain

PEUGEOT 2008

ELECTRIC WITHOUT COMPROMISE

EV SERVICES



MYPEUGEOT® APPLICATION

- **Charge management:** Control, plan, launch and check the vehicle's charge remotely
- **Climate preset:** Remotely plan and control the heating or air conditioning in the interior of your car
- **E-Coaching:** Consumption logs and statistics

Home charging

The PEUGEOT E-2008 comes with a Mode 3, Type 2, 6m cable as standard, which will charge the vehicle in 7.5 hours on a 7 kW charging point. We recommend installing a wallbox at home and PEUGEOT will refer you to their specialist charging partner.




*Additional terms and conditions apply to connected services, including customer acceptance of location sharing prior to activation, additional costs may apply.



PEUGEOT 2008

CHOOSE YOUR OPTIONS (1/2)

KEY: ● STANDARD ○ OPTIONAL — UNAVAILABLE

	OPTION CODE	 ALLURE	 GT	 GT PREMIUM	Basic RRP £ Excluding VAT	VAT @ 20%	Total RRP £ Including VAT
PAINT							
Metallic Paint - Obsession Blue		●	●	●	0.00	0.00	0.00
Metallic Paint - Cumulus Grey (M0F4), Okenite White (M0SU), Nera Black (M09V), Selenium Grey (M0LD)		○	○	○	625.00	125.00	750.00
Special Paint - Vertigo Blue (M6SM) - Stock Only, Elixir Red (M5VH)		○	○	○	791.67	158.33	950.00
SAFETY AND SECURITY							
Advanced Grip Control* (no change to alloy wheel size), includes 17" Goodyear Class A 3PMSF all season tyres	UF02	○ (excl. ELECTRIC versions)	○	—	250.00	50.00	300.00
Tyre Inflation Kit	ZHL1	○	○	●	16.67	3.33	20.00
16" Space Saver Spare Wheel Preparation, deletes Puncture Repair & Tyre Inflation Kit (option unavailable on E-2008)	-	○ ZHL2	○ ZHL2	○ ZHZ9	16.67	3.33	20.00
16" Space Saver Spare Wheel – PEUGEOT Retailer supplied accessory (Petrol only). 16" Space Saver Spare Wheel Preparation must be ordered to enable fitment.	RETAILER ACCESSORY	○	○	○	137.50	27.50	165.00
COMFORT AND CONVENIENCE							
Heat Pump – for more efficient cabin temperature conditioning, reduces energy consumption (ELECTRIC versions only)	2501	○	○	●	333.33	66.67	400.00
11kW triphase bi-directional On Board Charger (ELECTRIC versions only)	LZ06	○	○	○	300.00	60.00	360.00




* Additional terms and conditions apply to connected services, including customer acceptance of location sharing prior to activation.

^ Subject to subscription – after you have taken delivery of your vehicle, please subscribe on: <https://services-store.peugeot.co.uk/>

PEUGEOT 2008

CHOOSE YOUR OPTIONS (2/2)




KEY: ● STANDARD ○ OPTIONAL — UNAVAILABLE

	OPTION CODE	 ALLURE	 GT	 GT PREMIUM	Basic RRP £ Excluding VAT	VAT @ 20%	Total RRP £ Including VAT
EXTERIOR FEATURES							
18" 'EVISSA' Diamond Cut 'Black Mist' Alloy Wheel Upgrade (incl. Tyre Inflation Kit)	ZHKP	—	○	●	208.33	41.67	250.00
18" 'EVISSA' Diamond Cut 'Black Mist' Alloy Wheel Upgrade & 16" Space Saver Spare Wheel Preparation (Excluding ELECTRIC versions) Note: 16" Space Saver Spare Wheel is a PEUGEOT Retailer supplied accessory (not included); not compatible with Tyre Inflation Kit	ZHZ9	—	○	—	225.00	45.00	270.00
Tow bar (excluding ELECTRIC versions) Detachable swan neck tow bar, includes specific engine cooling and ESP system for towing and 13 pin electrical plug	AQ05	○	○	○	458.33	91.67	550.00
Cielo panoramic opening glass spoiler sunroof with manual blind	TC07	○ (ELECTRIC only)	○	○	625.00	125.00	750.00
OPTION PACKS							
Navigation & Access Pack: Connected 3D Navigation: includes TomTom® Live updates & SpeedCam/Danger Zones (6 month subscription) (ZJA9)*^, Smartphone wireless charger (E301), PEUGEOT Open & Go (keyless entry) (YD07), 2-Position Height Adjustable Boot Floor (SP17)	J6G5	○	—	—	458.33	91.67	550.00
Navigation, Vision & Drive Assist Pack: Connected 3D Navigation: includes TomTom® Live updates & SpeedCam/Danger Zones (6 month subscription) (ZJA9)*^, Smartphone wireless charger (E301), Blind spot monitoring with Flankguard protection (includes Door Mirror Puddle Lighting), HD Front & Rear Cameras (WYAL). Drive Assist Pack Plus (HIA): Adaptive Cruise Control with Stop and Go (EV & Auto versions) + Lane Positioning Assist (ZVKU)	J6IZ	—	○	●	666.67	133.33	800.00
Vision & Drive Assist Pack: Blind spot monitoring with Flankguard protection (includes Door Mirror Puddle Lighting) HD Front & Rear Cameras (WYAL). Drive Assist Pack: Adaptive Cruise Control (Manual versions) (ZVK7)	J6Y7	○ (PT100 6-Speed Manual)	—	—	333.33	66.67	400.00
Vision & Drive Assist Pack: Blind spot monitoring with Flankguard protection (includes Door Mirror Puddle Lighting) HD Front & Rear Cameras (WYAL). Drive Assist Pack Plus (HIA): Adaptive Cruise Control with Stop and Go (EV & Auto versions) + Lane Positioning Assist (ZVKU)	J6FV	○ (AUTO, HYBRID & ELECTRIC)	—	—	375.00	75.00	450.00




* Additional terms and conditions apply to connected services, including customer acceptance of location sharing prior to activation.
^ Subject to subscription — after you have taken delivery of your vehicle, please subscribe on: <https://services-store.peugeot.co.uk/>

PEUGEOT 2008
EQUIPMENT (1/5)

KEY: ● STANDARD ○ OPTIONAL — UNAVAILABLE




			
	ALLURE	GT	GT PREMIUM
SAFETY AND SECURITY			
ABS (Anti-lock Braking System) with EBD (Electronic Braking Distribution) and EBA (Emergency Braking Assistance)	●	●	●
Airbags: Adaptive driver and front passenger airbags (includes passenger airbag deactivation function)	●	●	●
Airbags: Driver and front passenger side airbag	●	●	●
Airbags: Front and rear curtain airbags	●	●	●
Alarm (Thatcham category 1 approved)	●	●	●
Automatic door locking when moving off	●	●	●
Automatic hazard light activation upon heavy brake application	●	●	●
Child locking functionality on rear doors	●	●	●
Deadlocking	●	●	●
Electronic code immobiliser	●	●	●
ESP (Electronic Stability Programme) with Hill Start Assist	●	●	●
Advanced Grip Control® (excluding E-2008 Allure)	○	○	—
Front optimised safety headrests and rear retractable headrests (x3), height-adjustable.	●	●	●
Front and rear three-point retractable seatbelts, with force limiters	●	●	●
Front and rear disc brakes	●	●	●
Gear Shift Indicator (manual version only)	●	●	●

○+ Available as part of an Option Pack




			
	ALLURE	GT	GT PREMIUM
Headlights left on audible warning	●	●	●
Isofix child seat fittings (x2) in the second row	●	●	●
PEUGEOT Connect SOS and Assistance	●	●	●
Programmable cruise control and speed limiter	●	●	●
Drive Assist Pack Plus: Adaptive cruise control with Stop & Go function, Lane positioning assist (automatic gearbox)	○+	○+	●
Lane Keeping Assist	●	●	●
Speed limit recognition and recommendation	●	●	●
Active Safety Brake (Night function, cyclists, pedestrians)	●	●	●
Blind spot monitoring	○	○	●
Driver attention alert	●	●	●
Seatbelt unfastened on the move audible and visual alert for front and rear seats	●	●	●
Space saver spare wheel preparation (Not available on ELECTRIC versions)	○	○	○
Tyre Inflation Kit	○	○	●
Tyre pressure sensors	●	●	●
Exterior temperature indicator with ice warning	●	●	●

PEUGEOT 2008
EQUIPMENT (2/5)

KEY: ● STANDARD ○ OPTIONAL — UNAVAILABLE




			
	ALLURE	GT	GT PREMIUM
COMFORT AND CONVENIENCE			
Automatic air conditioning with Pollen Filter & Carbon Active Filter	●	●	●
Pre-heating functionality (EV versions)	●	●	●
High centre console	●	●	●
Central front armrest with storage compartment	●	●	●
Electric, heated and power folding door mirrors	●	●	●
Electrochrome rear view mirror	●	●	●
Electric parking brake	●	●	●
7 kW monophasé On board charger (ELECTRIC versions)	●	●	●
Mode 3 type 2 cable for Wallbox charging (ELECTRIC versions)	●	●	●
Electric power steering with reach and rake adjustable steering column	●	●	●
Automatic Front windscreen wipers	●	●	●
Multifunction trip computer	●	●	●
'One-touch' electric front windows with pinch protection	●	●	●

○⁺ Available as part of an Option Pack
* Available on ELECTRIC & EAT8 automatic versions only.




			
	ALLURE	GT	GT PREMIUM
'One-touch' electric rear windows with pinch protection	●	●	●
Parking sensors – front and rear	●	●	●
HD Rear Camera	—	●	●
HD Front & Rear Cameras (+ Pack Option)	○ ⁺	○ ⁺	●
PEUGEOT i-Cockpit®: compact steering wheel	●	●	●
PEUGEOT i-Cockpit®: 10" HD capacitive colour touchscreen	●	●	●
PEUGEOT i-Cockpit®: Configurable head-up instrument panel	●	—	—
PEUGEOT 3D i-Cockpit®: Configurable 3D head-up instrument panel	—	●	●
Push button start	●	●	●
PEUGEOT Open & Go (Keyless entry and push button start)	○ ⁺	●	●
Tailgate with heated rear windscreen & wiper blade	●	●	●
Rear windscreen wiper triggered automatically in reverse gear	●	●	●
Dark tinted rear side and tailgate windows	●	●	●

PEUGEOT 2008
EQUIPMENT (3/5)

KEY: ● STANDARD ○ OPTIONAL — UNAVAILABLE




			
	ALLURE	GT	GT PREMIUM
INTERIOR FEATURES			
8-colour personalisable ambient lighting	—	●	●
Dashboard, front and rear door panel finish: Carbon effect	●	●	●
Front and rear carpet mats in black	—	●	●
Gear Lever Top — manual in full grain leather	●	●	●
Front LED interior light with reading spotlights (x2) and rear LED interior light with timer	●	●	●
Leather steering wheel	●	—	—
Mistral full-grain perforated leather steering wheel with ‘Adamite’ green stitch detail and satin chrome 'GT' emblem	—	●	●
Aluminium door sill scuff plates with Peugeot lettering	—	●	●
'Piano' keys: Gloss black and chrome toggle switches to access main functions of the vehicle and touchscreen functions**	●	●	●
Roof lining — Mistral black	●	●	●

○⁺ Available as part of an Option Pack

			
	ALLURE	GT	GT PREMIUM
Seating: driver and front passenger seat manual adjustment (longitudinal and back rest angle)	●	●	—
Seating: driver and front passenger seat mechanical height adjustment	●	●	—
Seating: Driver Seat with Multi-way electric adjustment (including lumbar adjustment) & Multi-point Massage Function, Passenger seat manual adjustment (longitudinal, back rest angle and height)	—	—	●
Seating: -1/3 — 2/3 folding rear seat	●	●	●
Seating: driver and front passenger comfort seats	●	—	—
Seating: driver and front passenger sport seats	—	●	●
Seating: Tri-material 'CASUAL' leather effect and 'Isabella' cloth seat trim with Quartz stitch detail	●	—	—
Seating: Tri-material 'CAPY' leather effect and 'Belomka' cloth seat trim with Adamite stitch detail	—	●	—
Seating: Alcantara ‘ICONIUM’ with ‘Adamite’ stitch detail. Including heated front seats, driver’s seat with electric adjustment with massage function	—	—	●
Seating: Front heated seats (x2)	—	—	●
Two-position Modular boot floor	○ ⁺	●	●

PEUGEOT 2008
EQUIPMENT (4/5)




KEY: ● STANDARD ○ OPTIONAL — UNAVAILABLE

			
	ALLURE	GT	GT PREMIUM
IN-CAR ENTERTAINMENT			
Bluetooth® telephone facility	●	●	●
PEUGEOT i-Connect® Advanced – Connected Navigation with TomTom live updates and Speedcam alerts (6 months free subscription trial)^ AM/FM bi-tuner, DAB,Wi-Fi, BlueTooth, Mirror Screen (with Apple Carplay and Android Auto) (+ Pack Option)	○ ⁺	○ ⁺	●
Smartphone wireless charger	○ ⁺	○ ⁺	●
DAB Radio (Digital Audio Broadcasting)	●	●	●
Wireless Mirror Screen®: (Apple CarPlay™, Android Auto and Mirror Link®)	●	●	●
USB-C Socket (x2) front	●	●	●
USB-C Socket rear (x1), USB-A Socket rear (x1)	●	●	●
Voice recognition (radio, navigation and telephony features)	○ ⁺	●	●
6-Speaker radio, MP3 compatible	●	●	●
12 V socket	●	●	●

○⁺ Available as part of an Option Pack




* Available on ELECTRIC & EAT8 automatic versions only.

^ Subject to subscription – for renewal, terms and conditions, and any other details about Connected Navigation services, visit: <https://services-store.peugeot.co.uk>

			
	ALLURE	GT	GT PREMIUM
LIGHTING AND VISIBILITY			
ECO LED headlights	●	—	—
Full LED headlights with Smartbeam Assist and automatic height adjustment	—	●	●
LED daytime running lights with distinctive 3-Claw design	●	●	●
LED side indicator lights integrated into door mirrors	●	●	●
Rear numberplate lights (x2)	●	●	●
Rear full LED 3D PEUGEOT signature lights (with daylight function)	●	●	●
Rear reversing lights	●	●	●
Visibility pack: automatic lights	●	●	●
Visibility pack: automatic windscreen wipers	●	●	●
Visibility pack: 'follow me home' headlights	●	●	●

PEUGEOT 2008
EQUIPMENT (5/5)

KEY: ● STANDARD ○ OPTIONAL — UNAVAILABLE




			
	ALLURE	GT	GT PREMIUM
EXTERIOR FEATURES			
Body-colour exterior door handles	●	●	●
Door mirror covers: 'Black Diamond'	●	●	●
Gloss black B-pillar	●	●	●
Gloss black window surround	—	●	●
Wheel arch extensions	●	●	●
Gloss black rear cluster connecting strip	●	●	●
GT model designation badging on tailgate	—	●	●
‘E’ badging on tailgate (ELECTRIC versions)	●	●	●
Model designation badges front and rear	●	●	●
Radiator grille: Body-colour vertical chequered grille	●	●	●
Front bumper: Meteor grey lower trim	●	●	●

○* Available as part of an Option Pack

* Available on ELECTRIC & EAT8 automatic versions only.

* Additional terms and conditions apply to connected services, including customer acceptance of location sharing prior to activation.

^ Subject to subscription – after you have taken delivery of your vehicle, please subscribe on: <https://services-store.peugeot.co.uk>

			
	ALLURE	GT	GT PREMIUM
Front wing trim: black with gloss black detail	●	—	—
Front wing trim: black with gloss black detail and GT badging	—	●	●
Exhaust pipe: Dual chrome (Single left and single right) – PureTech 130 EAT8 engine only	●	●	●
Body-colour roof	●	—	—
'Black Diamond' roof	—	●	●
Body-colour rear spoiler	●	—	—
'Black Diamond' rear spoiler	—	●	●
Gloss black roof bars	●	●	●
17" Diamond cut two tone alloy wheels	●	●	—
18" Diamond cut two tone alloy wheels	—	○	●

PEUGEOT 2008

CHOOSE YOUR PAINT

KEY: ● STANDARD ○ OPTIONAL — UNAVAILABLE

	OPTION CODE	ALLURE	GT	GT PREMIUM
METALLIC PAINT				
Obsession Blue	M0DP	●	●	●
Cumulus Grey	M0F4	○	○	○
Nera Black	M09V	○	○	○
Okenite White	M0SU	○	○	○
Selenium Grey	M0LD	○	○	○
PREMIUM PAINT				
Elixir Red	M5VH	○	○	○



Obsession Blue



Cumulus Grey



Nera Black



Okenite White



Selenium Grey



Elixir Red

PEUGEOT 2008

UPHOLSTERY OPTIONS

	ALLURE	GT	GT PREMIUM
UPHOLSTERY OPTIONS			
Upholstery	Tri-material 'CASUAL LOMSA' embossed fabric, leather effect and cloth seat trim with Quartz stitch detail	Tri-material 'CAPY' leather effect and 'BELOMKA' cloth seat trim with Adamite double stitch detail	Alcantara 'Iconium' with 'Adamite' green stitching
Seat type	Comfort	Dynamic	Dynamic
Trim code	AQFX	ATFX	WNFX
Top-stitching	Quartz	Adamite	Adamite
Seat trim availability	●	●	●



ALLURE



GT



GT PREMIUM

PEUGEOT 2008

WHEELS

KEY: ● STANDARD ○ OPTIONAL — UNAVAILABLE	OPTION CODE	ALLURE	GT	GT PREMIUM
WHEEL DESCRIPTION				
17" 'KARAKOY' Alloy Wheels Diamond Cut / Two Tone	ZH0L	●	●	—
18" 'EVISSA' Alloy Wheels Diamond Cut / Black Mist	ZHKP	—	○	●



17" 'KARAKOY' Alloy Wheels
Diamond Cut
Two Tone



18" 'EVISSA' Alloy Wheels
Diamond Cut
Black Mist

PEUGEOT 2008

TECHNICAL SPECIFICATION (1/2)

KEY:
● STANDARD
— UNAVAILABLE

	PETROL		HYBRID
	1.2L PureTech 100 S&S 6-speed manual	1.2L PureTech 130 EAT8 S&S 8-speed automatic	HYBRID 145 e-DSC6 6-speed automatic
DRIVETRAIN			
Fuel type	Petrol	Petrol	Petrol / Hybrid
Stop and Start functionality	●	●	●
Cubic capacity (cc)	1199	1199	1199
Maximum power hp (kW) @ RPM	101 (74) @ 5500	131 (96) @ 5500	136 (100) @5500
Maximum torque lb/ft (Nm) @ RPM	151 (205) @ 1750	170 (230) @ 1750	170 (230) @1750
6-speed manual	●	—	—
8-speed automatic	—	●	—
6-speed dual-clutch automatic	—	—	●
ELECTRIC MOTOR			
Maximum power hp (kW) @RPM	—	—	21.2 (15.6) @ 4264
Maximum torque lb/ft (Nm) @ RPM	—	—	37.6 (51) @ 750-2499
Usable Battery Capacity (kWh)	—	—	0.4
BRAKES			
Front and rear discs	●	●	●
SUSPENSIONS AND TYRES			
Front suspension	Pseudo MacPherson	Pseudo MacPherson	Pseudo MacPherson
Rear suspension	De-formable Crossmember	De-formable Crossmember	De-formable Crossmember
Size – 17" tyres	215/60 R17 H	215/60 R17 H	215/60 R17 H
Size – 18" tyres	215/55 R18 H	215/55 R18 H	215/55 R18 H
PERFORMANCE			
Maximum speed (mph)	114	126	128
Acceleration 0-62 mph driver only (sec)	10.8	9.2	8.3



PEUGEOT 2008

TECHNICAL SPECIFICATION (2/2)

KEY:
— UNAVAILABLE

	PETROL		HYBRID
	1.2L PureTech 100 S&S 6-speed manual	1.2L PureTech 130 EAT8 S&S 8-speed automatic	HYBRID 145 e-DSC6 6-speed automatic
REGULATED EMISSIONS			
Carbon monoxide (mg/km)	280.2	332.8	421.6
Total hydrocarbons (mg/km)	29.1	22	24.7
Nitrogen Oxides (mg/km)	35.3	25.9	15.6
Total Hydrocarbons + Nitrogen Oxides (mg/km)	—	—	—
Particulate Matter (mg/km)	0.43	0.52	1.3
FUEL CONSUMPTION INFORMATION (WLTP V. LOW / V. HIGH FUEL CONSUMPTION)			
Fuel Consumption: Low MPG (litres/100km).^	41.6 - 43.7 (6.8 - 6.5)	36.9 - 38.0 (7.7 - 7.4)	60.0 - 68.8 (4.7 - 4.1)
Fuel Consumption: Medium MPG (litres/100km).^	51.9 - 55.6 (5.4 - 5.1)	47.2 - 49.8 (6.0 - 5.7)	58.1 - 71.9 (4.9 - 3.9)
Fuel Consumption: High MPG (litres/100km).^	55.1 - 59.7 (5.1 - 4.7)	53.7 - 57.7 (5.3 - 4.9)	55.6 - 67.8 (5.1 - 4.2)
Fuel Consumption: Extra-High MPG (litres/100km).^	43.4 - 48.9 (6.5 - 5.8)	42.3 - 47.2 (6.7 - 6.0)	42.6 - 52.3 (6.6 - 5.4)
Fuel Consumption: Combined MPG (litres/100km).^	47.9 - 52.3 (5.9 - 5.4)	45.4 - 48.9 (6.2 - 5.8)	51.1 - 62.1 (5.5 - 4.5)
WLTP Carbon Dioxide (CO ₂) emissions Combined (g/km)**	129 - 133	130 - 140	102 - 125
VEHICLE WEIGHT INFORMATION (KG)			
Gross vehicle weight	1710	1740	1790
Mass in service	1324	1338	1420
Kerb weight	1188	1205	1297
Gross train weight	2910	2940	2890
Maximum braked trailer weight	1200	1200	1100
Maximum tow ball weight	61	61	61
SERVICE SCHEDULE			
	12,500 miles / 1 year	12,500 miles / 1 year	12,500 miles / 1 year
INSURANCE GROUPS			
Allure	16E	16E	23E
GT	—	16E	23E
GT Premium	—	TBC	TBC

The fuel consumption or electric range achieved, and CO₂ produced (where applicable), in real world conditions will depend upon a number of factors including, but not limited to: the accessories fitted (pre and post registration); the starting charge of the battery; variations in weather; driving styles and vehicle load.

The WLTP (Worldwide Harmonised Light Vehicles Test Procedure) is used to measure fuel consumption, electric range and CO₂ figures.

Figures shown are for comparison purposes and should only be compared to the fuel consumption, electric range and CO₂ values of other cars tested to the same technical standard.

^ 'LOW': Low speed city driving, representative of city centre driving, maximum 35mph.

^^ 'MEDIUM': Medium speed town driving, representative of town or suburban driving, maximum 50mph.

^^^ 'HIGH': High speed rural driving, representative of A-road or dual carriageway driving, maximum 60mph.

^* 'EXTRA HIGH': Extra High speed motorway driving, representative of a typical European motorway, maximum 81mph.

^*^ 'COMBINED': A mixed journey average of all elements

Figures quoted reflect a range of configurations (including non-UK market vehicles) and are subject to changes resulting from ongoing product development, range evolutions, testing and evaluations.



PEUGEOT 2008

TECHNICAL SPECIFICATION – ELECTRIC (1/2)

- KEY:
- STANDARD
 - UNAVAILABLE

ELECTRIC	
ELECTRIC 54 kWh 156	
ELECTRIC MOTOR	
Maximum power hp (kW)	156 (115)
Maximum torque Nm @ RPM	192 (260) @ 500-4060
Battery Capacity (kWh) / Battery power (kW)	54 / 115
Usable Battery Capacity (kWh)	47.7
Battery Warranty	8 year traction battery warranty
CITY Electric Range WLTP (miles)	319.0 - 363.8
COMBINED Electric Range WLTP (miles)	227.4 - 270.9
On Board Charger (kW)	7.4
TRANSMISSION	
Type	Automatic
Number of gears	One
SUSPENSIONS AND TYRES	
Front suspension	Pseudo MacPherson
Rear suspension	Panhard bar rear train
Size – 17" tyres	215/60 R17 P
Size – 18" tyres	215/55 R18 P
BRAKES	
Front and rear discs	●
PERFORMANCE	
Maximum speed (mph)	93 (Sport Mode)
Acceleration 0-62 mph driver only (sec)	9.1



PEUGEOT 2008

TECHNICAL SPECIFICATION – ELECTRIC (2/2)

KEY:
○ STANDARD
— UNAVAILABLE

ELECTRIC	
ELECTRIC 54 kWh 156	
REGULATED EMISSIONS	
Carbon monoxide (mg/km)	—
Total hydrocarbons (mg/km)	—
Nitrogen Oxides (mg/km)	—
Total Hydrocarbons + Nitrogen Oxides (mg/km)	—
Particulate Matter (mg/km)	—
Carbon Dioxide (CO ₂) emissions Combined (g/km)**	0
VEHICLE WEIGHT INFORMATION (KG)	
Gross vehicle weight	2030
Mass in service	1663
Kerb weight	1548
Gross train weight	—
Maximum braked trailer weight	—
Maximum tow ball weight	—
SERVICE SCHEDULE	
Initial operation 8,000 miles / 1 Year, first scheduled service 16,000 miles / 2 Years, then every 16,000 miles / 2 Years thereafter	
INSURANCE CODES	
Allure	26E
GT	26E
GT Premium	TBC

The fuel consumption or electric range achieved, and CO₂ produced (where applicable), in real world conditions will depend upon a number of factors including, but not limited to: the accessories fitted (pre and post registration); the starting charge of the battery; variations in weather; driving styles and vehicle load. The WLTP (Worldwide Harmonised Light Vehicles Test Procedure) is used to measure fuel consumption, electric range and CO₂ figures.

Figures shown are for comparison purposes and should only be compared to the fuel consumption, electric range and CO₂ values of other cars tested to the same technical standard.

^ 'LOW': Low speed city driving, representative of city centre driving, maximum 35mph.

^^ 'MEDIUM': Medium speed town driving, representative of town or suburban driving, maximum 50mph.

^^^ 'HIGH': High speed rural driving, representative of A-road or dual carriageway driving, maximum 60mph.

^* 'EXTRA HIGH': Extra High speed motorway driving, representative of a typical European motorway, maximum 81mph.

^*^ 'COMBINED': A mixed journey average of all elements

Figures quoted reflect a range of configurations (including non-UK market vehicles) and are subject to changes resulting from ongoing product development, range evolutions, testing and evaluations.



PEUGEOT 2008

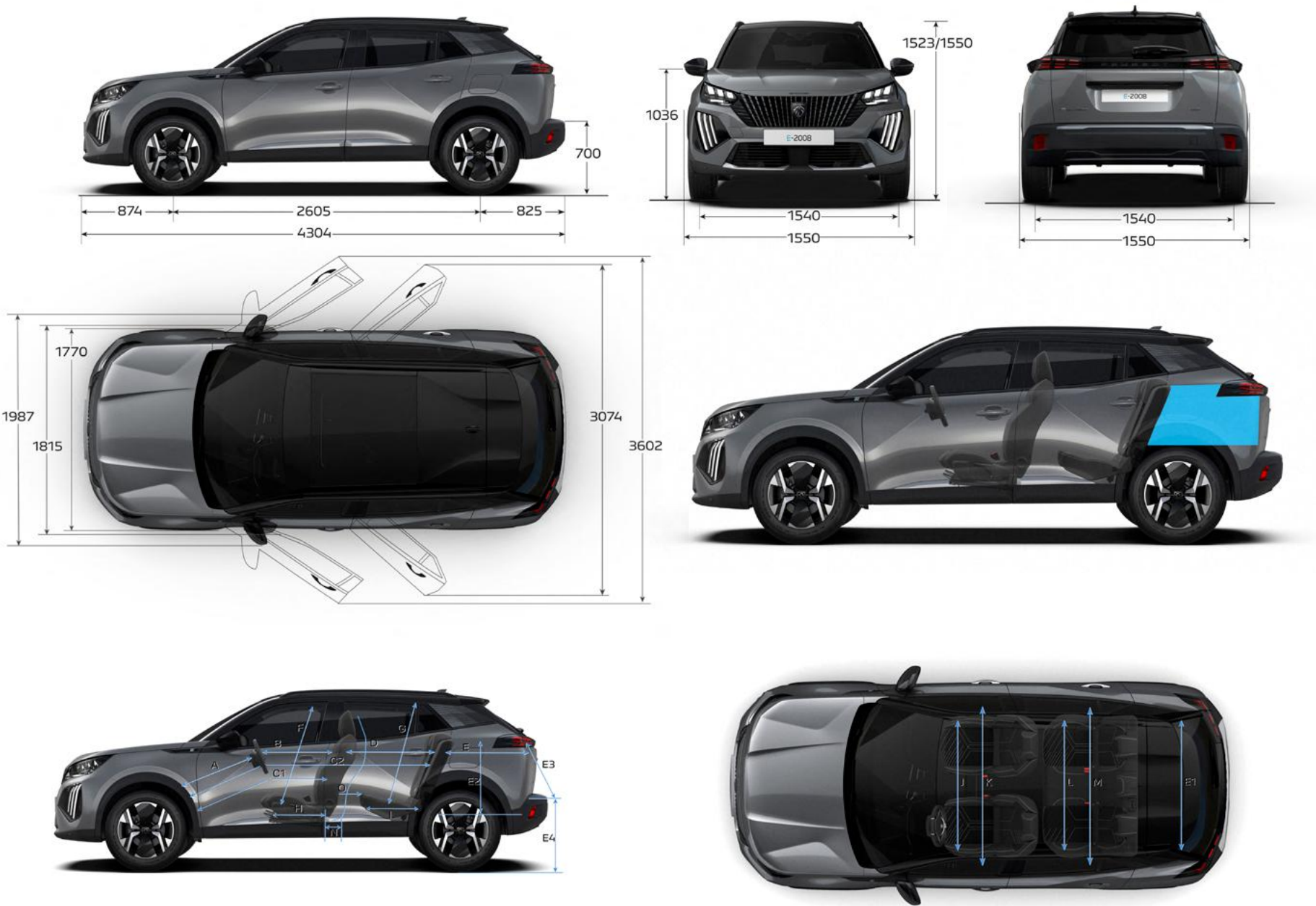
DIMENSIONS

EXTERNAL DIMENSIONS	
Length (mm)	4304
Width (mm) excluding mirrors	1770
Height (mm) without/with roof bars	1523/1550
Wheelbase (mm)	2605
Front / rear overhang (mm)	874 / 825
Front / rear track width (mm)	1540
Turning Circle	10.4

EXTERNAL DIMENSIONS FOR PARKING	
Width with front / rear doors open (mm)	3602 / 3074
Width with door mirrors open / folded (mm)	1987 / 1815

INTERNAL DIMENSIONS	
Number of seats	5
Front / rear elbow room (mm)	1408 / 1378
Front / rear shoulder room (mm)	1370 / 1317
Front / rear head room (mm)*	906 / 889

BOOT, STORAGE & FUEL TANK	
Length with rear seat back up (mm)	791
Width between wheel housings (mm)	1014
Min. boot volume – below shelf (litres)	434
Max. boot volume – rear seats folded flat, loaded to roof (litres)	1467
Fuel Tank Capacity (litres)	44



A	704
B	649
C1	884
C2	1756
D	872
E	791
E1	1014
E2	545
E3	819
E4	693 / 709
F	906
G	889
H	385,2
I	446
J	1408
K	1370
L	1378
M	1317
N	238,5
O	125

*Value with optional panoramic glass roof.

PEUGEOT 2008

SERVICE CONTRACTS

PEUGEOT OFFER TWO LEVELS OF SERVICE PLAN CONTRACTS

What’s included:

- PEUGEOT Service Plans offer complete assurance that all your servicing costs will be completely covered for the duration of the plan
- We offer PEUGEOT Service Plans for up to five years with many mileage options
- One-off up front or monthly direct debit payment options available
- All packages are affordable and inflation proof, which means they will remain at a fixed cost for the duration of the plan.

Monthly price examples*:

2008		
36 Months / 30,000 Miles	48 Months / 40,000 Miles	60 Months / 50,000 Miles
£19.33 per month	£21.00 per month	£21.00 per month
E-2008		
36 Months / 30,000 Miles	48 Months / 40,000 Miles	60 Months / 50,000 Miles
£9.67 per month	£21.00 per month	£10.50 per month

*Price examples based on an annual mileage of 10,000 per annum. Prices updated June 2023.

A PEUGEOT Service Plan can be purchased up to 12 months after registration date. The prices quoted above are indicative, for a bespoke quote please contact your local PEUGEOT Retailer. If the plan is taken out after the date of registration an additional payment will be required to cover this starting period.

Any normal wear and tear maintenance work such as replacement of tyres, brake pads, brake discs, clutches, shock absorbers, wipers, batteries, bulbs, silencer, exhausts and windcreens are excluded. Servicing must be carried out by a PEUGEOT Authorised Repairer in the UK. PEUGEOT Motor Company reserve the right to change, amend or withdraw this product at any time.



EXTENDED PEUGEOT ASSISTANCE*

What’s included: Extension of your PEUGEOT Assistance Cover:

- Offers you the opportunity to extend PEUGEOT Assistance up to a further two years

Cover includes:

- PEUGEOT Assistance from Home
- PEUGEOT Roadside Assistance
- PEUGEOT Recovery
- PEUGEOT Onward Travel
- PEUGEOT European Cover

*Excludes non-vehicle induced faults.

TO FIND OUT
ABOUT EXTENDING
YOUR PEUGEOT
ASSISTANCE COVER
CALL 0800 294 0294

PEUGEOT 2008

FURTHER INFORMATION

MANUFACTURERS RECOMMENDED RETAIL PRICE ON THE ROAD (INCLUDES THE FOLLOWING FROM 1ST APRIL 2025)							
TAX BAND	CO ₂ (g/km)	FIRST YEAR VED ALTERNATIVE FUEL, PETROL & DIESEL (RDE2)	ANNUAL STANDARD RATE	FIRST REG FEE	DELIVERY CHARGE	VAT @ 20% ON DELIVERY	TOTAL OTR COSTS ALTERNATIVE FUEL, PETROL & DIESEL (RDE2)
A	0	£10.00	£195.00	£55.00	£825.00	£165.00	£1,055.00
B	1-50	£110.00	£195.00	£55.00	£825.00	£165.00	£1,155.00
C	51-75	£130.00	£195.00	£55.00	£825.00	£165.00	£1,175.00
D	76-90	£270.00	£195.00	£55.00	£825.00	£165.00	£1,315.00
E	91-100	£350.00	£195.00	£55.00	£825.00	£165.00	£1,395.00
F	101-110	£390.00	£195.00	£55.00	£825.00	£165.00	£1,435.00
G	111-130	£440.00	£195.00	£55.00	£825.00	£165.00	£1,485.00
H	131-150	£540.00	£195.00	£55.00	£825.00	£165.00	£1,585.00
I	151-170	£1,360.00	£195.00	£55.00	£825.00	£165.00	£2,405.00
J	171-190	£2,190.00	£195.00	£55.00	£825.00	£165.00	£3,235.00
K	191-225	£3,300.00	£195.00	£55.00	£825.00	£165.00	£4,345.00
L	226-255	£4,680.00	£195.00	£55.00	£825.00	£165.00	£5,725.00
M	Over 255	£5,490.00	£195.00	£55.00	£825.00	£165.00	£6,535.00

VAT is calculated at 20%. VAT is not applicable to cars sold in the Channel Islands.

All Cars with a manufacturers list price over £40,000 at first registration will pay an additional rate of £425 per year (at current rates) on top of Annual 'Standard Rate' VED, for five years from the start of the second licence, before returning to the Annual Standard Rate. (Manufacturers List price includes all optional paint, trim and equipment, but excludes first year VED and first registration fee)

PEUGEOT 3 YEARS OF WARRANTY

All vehicles first registered in the UK and purchased from a UK PEUGEOT Retailer benefit from a PEUGEOT 2 year unlimited mileage manufacturer’s warranty and a free optional additional 1 year of warranty provided by the PEUGEOT Retail Network in the UK.

PEUGEOT ASSISTANCE

All new PEUGEOTs come with PEUGEOT Assistance, our breakdown assistance service.

PEUGEOT Assistance is available every minute of the day and night; 365 days of the year, for you and anyone else driving your PEUGEOT with your permission.

Click [here](#) for full details.

All information and prices correct at time of publication, but are subject to change at any time without prior notice (which may occur as a result of matters including, but not limited to, any changes in legislation and/or any changes by the government).

It is our policy to continually improve our vehicles in every way. To avoid any misunderstandings you are advised to check with your PEUGEOT Dealer the prices, specification (including colour), equipment, accessories and equipment relating to any PEUGEOT vehicle and the exact cost and availability prior to ordering.

Where a feature is described as an option in this publication it should be assumed that it is at extra cost unless specifically stated otherwise.

Issued by Sales and Marketing, PEUGEOT Motor Company PLC, Pinley House, Sunbeam Way, Coventry CV3 1ND.

PEUGEOT 2008
EXPLORE THE RANGE



2008



Join us:

All information and prices correct at time of publication, but are subject to change at any time without prior notice (which may occur as a result of matters including, but not limited to, any changes in legislation and/or any changes by the government). It is our policy to continually improve our vehicles in every way. To avoid any misunderstandings you are advised to check with your PEUGEOT Retailer the prices, specification (including colour), equipment, accessories and equipment relating to any PEUGEOT vehicle and the exact cost and availability prior to ordering. Where a feature is described as an option in this publication it should be assumed that it is at extra cost unless specifically stated otherwise.
Issued by Sales and Marketing, PEUGEOT Motor Company PLC, Pinley House, Sunbeam Way, Coventry CV3 1ND.





↓ Your
journey
starts here



Learn more
Book a Test Drive
Apply for Finance

CHARTERSPEUGEOT.COM