

PEUGEOT NEW 208 & E-208

PRICES - EQUIPMENT - TECHNICAL SPECIFICATIONS

Version 1.0 - Effective from 1st October 2023
2024 Model Year

LET'S BEGIN



NEW PEUGEOT 208 & E-208

EXPLORE THE RANGE

STANDARD SPECIFICATION

Safety & Security

- ABS (Anti-lock Braking System) with EBD (Electronic Braking Distribution) and EBA (Emergency Braking Assistance)
 - Airbags: Adaptive driver and front passenger airbags (includes passenger airbag deactivation function)
 - Airbags: Driver and front passenger side airbag
 - Airbags: Front & rear curtain airbags
 - Alarm - Connected*, Volumetric, Perimetric & Anti-lift sensor (Thatcham approved), *excluding E-Style
 - Automatic door locking when moving off
 - Automatic hazard light activation upon heavy brake application
 - Child locking functionality on rear doors
 - Deadlocking
 - Electronic code immobiliser
 - ESP (Electronic Stability Programme) with Hill Start Assist
 - Front optimised safety headrests and rear retractable headrests (x3), height-adjustable.
 - Front three-point retractable seatbelts, with force limiters
- Gear Shift Indicator (manual version only)
 - Headlights left on audible warning
 - Isofix child seat fittings (x2) in the second row
 - Programmable cruise control and speed limiter
 - Lane Keeping Assist
 - Speed limit recognition and recommendation
 - Driver attention warning
 - Seatbelt unfastened on the move with audible and visual alert for front and rear seats
 - Puncture repair and inflation kit
 - Tyre pressure monitoring
 - Exterior temperature indicator with ice warning





NEW PEUGEOT 208 & E-208

EXPLORE THE RANGE

STANDARD SPECIFICATION

Comfort & Convenience

- Electric power steering with reach and rake adjustable steering column
- Multifunction trip computer
- ‘One-touch’ electric front and rear windows with pinch protection
- PEUGEOT i-Cockpit®: compact steering wheel
- PEUGEOT i-Cockpit®: 10.0 SD capacitive colour touchscreen
- Push button keyless start
- Tailgate with heated rear windscreen & wiper blade
- Tinted Windows
- 7.4kW On Board Charger (Electric Versions)

Interior Features

- Dashboard, front and rear door panel finish: Carbon effect
- Rear windscreen wiper triggered automatically in reverse gear
- ‘e-Toggle’ Drive Selector (Electric & Hybrid versions)
- ‘Piano’ keys: Gloss black plated toggle switches to access main functions of the vehicle
- Seating: –1/3 – 2/3 folding rear seat
- Seating: driver and front passenger seat manual adjustment (longtudinal and back rest angle)

In Car Entertainment

- Bluetooth® telephone facility
- DAB Radio (Digital Audio Broadcasting)
- Wireless Mirror Screen®: (Apple CarPlay™ & Android Auto)
- Smartphone docking station
- Voice recognition (with Smartphone)
- 6-Speaker radio, MP3 compatible
- 12 V socket

Exterior Features

- Body-colour exterior door handles
- Gloss black door mirrors
- Gloss black rear cluster connecting strip
- Model designation badges front and rear in basalt grey
- Rear Spoiler

Lighting & Visibility

- PEUGEOT ECO LED Headlight Technology
- LED daytime running lights with distinctive 3-claw signature
- LED rear lights with horizontal 3-claw signature
- Visibility pack: automatic lights & wipers
- Visibility pack: ‘follow me home’ headlights





NEW PEUGEOT 208 & E-208

STANDARD EQUIPMENT BY VERSION

ACTIVE

(AVAILABLE AS ELECTRIC, HYBRID & PETROL)

Standard Specification plus

EXTERIOR FEATURES

- 16" steel wheels with 'MONTI' trim
- Door mirror shells: Nera Black
- Radiator grille: Black & chrome accents
- 'E' monogram badging on C pillar and tailgate (EV versions)
- Gloss Black Rear Connecting Strip with 'PEUGEOT' lettering

INTERIOR FEATURES

- Leather steering wheel
- Seating: driver and front passenger comfort seats
- Seating: Tri-material 'Pneuma' and 'Rimini' cloth seat trim with Calcite stitch detail

SAFETY & SECURITY

- Active Safety Brake (pedestrians)
- AVAS: Acoustic Vehicle Alerting System. Generates a sound when travelling at low speed, audible outside the vehicle for pedestrian safety (EV versions)
- PEUGEOT SOS & Assistance (BTA 4S)
- Alarm - Connected, Volumetric, Perimetric & Anti-lift sensor (Thatcham approved)

LIGHTING & VISIBILITY

- Peugeot ECO LED headlight Technology
- LED daytime running lights with distinctive 3-claw signature
- LED rear lights with horizontal 3-claw signature
- Visibility pack: automatic windscreen wipers and lights



COMFORT & CONVENIENCE

- Automatic Mono-zone Climate Control Air Conditioning
- Pre-heating functionality (Electric versions)
- Low centre console
- High centre console with 2 cup holders (Electric & Hybrid versions)
- Central front armrest with storage compartment (Electric & Hybrid versions)
- Electric and heated door mirrors
- Manual rear view mirror
- Manual parking brake
- Electric parking brake (Electric & Hybrid versions)
- One-touch electric front & rear windows with pinch protection
- Parking sensors - rear
- PEUGEOT i-Cockpit® with 3.5 instrument panel display

IN CAR ENTERTAINMENT

- Wireless MirrorScreen
- USB Socket (x1) front
- USB Socket (x2) front including 1 USB-C (Electric & Hybrid versions)
- USB Socket (x2) rear (Electric & Hybrid versions)



16 steel wheels with 'MONTI' trim

NEW PEUGEOT 208 & E-208

STANDARD EQUIPMENT BY VERSION

E-STYLE

(AVAILABLE AS ELECTRIC)

Standard Specification plus

EXTERIOR FEATURES

- 16" 'NOMA' two tone diamond cut alloy wheels
- Gloss black B pillar
- Gloss black front and rear bumper inserts

INTERIOR FEATURES

- Seating: Tri-material 'Casual Lomsa' embossed fabric, leather effect and cloth seat trim with Quartz stitch detail

SAFETY & SECURITY

- Active Safety Brake (pedestrians)
- AVAS: Acoustic Vehicle Alerting System. Generates a sound when travelling at low speed, audible outside the vehicle for pedestrian safety (EV versions)
- PEUGEOT SOS & Assistance (BTA 3S)
- Alarm* - Volumetric, Perimetric & Anti-lift sensor (Thatcham approved) *not 'Connected' on E-Style

IN CAR ENTERTAINMENT

- 7" SD Colour Touchscreen
- Connected 3D Navigation: includes TomTom® Live updates & SpeedCam Danger Zones (6 months free subscription trial)^
- MirrorScreen via USB
- USB-A (x2) - front
- USB-A (x2) - rear



^Subject to subscription - for renewal, Terms and Conditions, and any other details about Connected Navigation services, visit: <https://services-store.peugeot.co.uk>

COMFORT & CONVENIENCE

- Acoustic Windscreen
- Automatic Mono-zone Climate Control Air Conditioning
- Pre-heating functionality (EV versions)
- High centre console with 2 cup holders
- Central front armrest with storage compartment
- Electric and heated door mirrors
- Electric parking brake
- One-touch electric front & rear windows with pinch protection
- Parking sensors - front & rear
- PEUGEOT i-Cockpit® analogue with 3.5 instrument panel display
- Dark tinted rear side and tailgate windows
- Electric Folding Door Mirrors
- Electrochrome Rear View Mirror

E-STYLE LIMITED EDITION
STYLING & TECHNOLOGY

- E-STYLE is based on the styling of 2024 Model Year. On-board technology for technical, in car entertainment, driving aids and analogue instrument panel from 2023 Model Year

AVAILABILITY

- New 208 E-Style EV136 is available for a limited period of until January 2024.



16 'NOMA' two tone diamond cut alloy wheels

NEW PEUGEOT 208 & E-208

STANDARD EQUIPMENT BY VERSION

ALLURE

(AVAILABLE AS ELECTRIC, HYBRID & PETROL)

ACTIVE Specification plus

EXTERIOR FEATURES

- 16" 'NOMA' two tone diamond cut alloy wheels
- Gloss black B pillar
- Gloss black front and rear bumper inserts
- 'Shark fin' radio antenna

INTERIOR FEATURES

- Seating: Tri-material 'Casual Lomsa' embossed fabric, leather effect and cloth seat trim with Quartz stitch detail

IN CAR ENTERTAINMENT

- PEUGEOT i-Connect Infotainment System
- 10" HD Colour Touchscreen
- USB-C (x2) - front
- USB-C (x1) & USB-A (x1) rear

COMFORT & CONVENIENCE

- Acoustic Windscreen
- PEUGEOT i-Cockpit®: 10" Configurable heads-up digital instrument panel
- Front & Rear Parking Sensors
- High centre console with 2 cup holders
- Central front armrest with storage compartment
- Electric parking brake
- Dark tinted rear side and tailgate windows
- Electric Folding Door Mirrors with courtesy lighting
- Electrochrome Rear View Mirror



16 'NOMA' two tone diamond cut alloy wheels



^Subject to subscription - for renewal, Terms and Conditions, and any other details about Connected Navigation services, visit: <https://services-store.peugeot.co.uk>



NEW PEUGEOT 208 & E-208

STANDARD EQUIPMENT BY VERSION

208 GT

(AVAILABLE AS ELECTRIC, HYBRID & PETROL)

ALLURE Specification plus

COMFORT & CONVENIENCE

- HD Colour Reversing Camera
- PEUGEOT Open & Go - Keyless Entry and keyless push button start
- Frameless Electrochrome Rear View Mirror

EXTERIOR FEATURES

- 17" 'YANAKA' diamond cut two tone alloy wheels
- Gloss black wheel arch extensions
- GT model designation badging
- Radiator grille: Body coloured accents
- Black Diamond Roof

SAFETY & SECURITY

- Active Safety Brake (AEBS3) -Night function, cyclists and pedestrians

IN CAR ENTERTAINMENT

- Smartphone 15W Wireless Charger

INTERIOR FEATURES

- Dynamic Front Seats
- Tri-material 'Capy' leather effect and 'Belomka' cloth seat trim with 'Adamite' green stitch detail
- Passenger seat height adjustment
- Mistral perforated leather steering wheel with 'Adamite' green stitch detail and 'GT' emblem
- 'Adamite' green contrast stitching to armrest, front centre console, door panels and dashboard fascia
- 8-colour interior ambient lighting
- Luxury Carpet Mats
- Aluminium Pedals
- Door Sill protection with 'PEUGEOT' signature

LIGHTING & VISIBILITY

- PEUGEOT Full LED headlights with Smartbeam Assist and automatic height adjustment
- Full LED Rear lights including direction indicators and reversing lights






^Subject to subscription - for renewal, Terms and Conditions, and any other details about Connected Navigation services, visit: <https://services-store.peugeot.co.uk>

17" 'YANAKA' alloy wheels

NEW PEUGEOT 208 & E-208

PRICE LIST

	Engine	Fuel	HP	Titre Code	CO ₂ g/km	Basic MRRP	VAT (£)	Total MRRP	On the Road Costs	On the Road MRRP	P11D Value (£)	2023/24 BIK %
 <div>ACTIVE</div>	PureTech 75 5-speed manual	Petrol	75	1PP2A5HJUJT0A0F0	120	16,029.17	3,205.83	19,235.00	1,165.00	20,400.00	20,135.00	29
	PureTech 100 6-speed manual	Petrol	99	1PP2A5HL6KT0A0F0	114	16,945.83	3,389.17	20,335.00	1,165.00	21,500.00	21,235.00	28
	HYBRID 100 e-DSC6 6-Speed Automatic Transmission	Alternative Fuel - Petrol/Hybrid	100	1PP2A5HJGWT0A0F0	101	18,475.00	3,695.00	22,170.00	1,130.00	23,300.00	23,070.00	25
	Electric 50 kWh 136^	Electric	136	1PP2A5JESFT0A0F4	0	25,204.17	5,040.83	30,245.00	955.00	31,200.00	31,145.00	0
	Electric 51 kWh 156^^	Electric	156	1PP2A5JZIFT0A0F0	0	26,204.17	5,240.83	31,445.00	955.00	32,400.00	32,345.00	2
 <div>E-STYLE*</div>	Electric 50 kWh 136^	Electric	136	1PP2A5QESFT015F1	0	26,412.50	5,282.50	31,695.00	955.00	32,650.00	32,595.00	2
 <div>ALLURE</div>	PureTech 100 6-speed manual	Petrol	99	1PP2A5PL6KT0A0F0	114	18,320.83	3,664.17	21,985.00	1,165.00	23,150.00	22,885.00	28
	HYBRID 100 e-DSC6 6-Speed Automatic Transmission	Alternative Fuel - Petrol/Hybrid	100	1PP2A5PJGWT0A0F0	101	19,850.00	3,970.00	23,820.00	1,130.00	24,950.00	24,720.00	25
	Electric 50 kWh 136^	Electric	136	1PP2A5QESFT0A0F4	0	26,579.17	5,315.83	31,895.00	955.00	32,850.00	32,795.00	2
	Electric 51 kWh 156^^	Electric	156	1PP2A5QZIFT0A0F0	0	27,579.17	5,515.83	33,095.00	955.00	34,050.00	33,995.00	2
 <div>GT</div>	PureTech 100 S&S 6-speed manual	Petrol	99	1PP2A5TL6KT0A0F0	117	20,154.17	4,030.83	24,185.00	1,165.00	25,350.00	25,085.00	28
	HYBRID 100 e-DSC6 6-Speed Automatic Transmission	Alternative Fuel - Petrol/Hybrid	100	1PP2A5TJGWT0A0F0	105	21,683.33	4,336.67	26,020.00	1,130.00	27,150.00	26,920.00	27
	HYBRID 136 e-DSC6 6-Speed Automatic Transmission	Alternative Fuel - Petrol/Hybrid	136	1PP2A5TJHWT0A0F0	104	22,683.33	4,536.67	27,220.00	1,130.00	28,350.00	28,120.00	27
	Electric 50 kWh 136^	Electric	136	1PP2A5UESFT0A0F4	0	28,412.50	5,682.50	34,095.00	955.00	35,050.00	34,995.00	2
	Electric 51 kWh 156^^	Electric	156	1PP2A5UZIFT0A0F0	0	29,412.50	5,882.50	35,295.00	955.00	36,250.00	36,195.00	2

***Limited Edition**
^Electric range 225* miles under WLTP* Under Homologation
^^Electric range 248 miles under WLTP

CO2 figures, P11D values, BIK% and MRRP pricing shown above are for a standard vehicle without any additional optional equipment. CO2 figures are used to calculate Vehicle Excise Duty (VED) for the first registration of the vehicle and BIK%. The addition of optional extras could increase the certified CO2 emission output. This in turn may affect the amount of VED payable upon registration, and, for company car drivers, the amount of Benefit in Kind (BIK) tax payable.

For further information on CO2 and pricing for vehicles with optional equipment, please visit www.peugeot.co.uk and configure your chosen vehicle with your preferred options.

Figures shown are for comparison purposes and should only be compared to the fuel consumption, electric range and CO2 values of other cars tested to the same technical standard.

The fuel consumption or electric range achieved, and CO2 produced (where applicable), in real world conditions will depend upon a number of factors including, but not limited to: the accessories fitted (pre and post registration); the starting charge of the battery (electric only); variations in weather; driving styles and vehicle load. The WLTP (Worldwide Harmonised Light Vehicles Test Procedure) is used to measure fuel consumption, electric range and CO2 figures.**‘On the Road’ MRRP includes registration plates and delivery to retailer (including VAT), 12 months’ Vehicle Excise Duty and new vehicle registration fee of £55. Excludes fuel and insurance.

All information and prices correct at time of publication, but are subject to change at any time without prior notice (which may occur as a result of matters including, but not limited to, any changes in legislation and/or any changes by the government).

NEW PEUGEOT 208 & E-208


REINVENTING THE DRIVING EXPERIENCE


PEUGEOT i-Cockpit®


The PEUGEOT i-Cockpit® philosophy centres around a driving environment that puts you in control, allowing a greater connection to the road. For PEUGEOT 208, the PEUGEOT i-Cockpit® brings driving resolutely into a new age. The PEUGEOT i-Cockpit® comprises of the following key features:





Choose your ambient lighting:




















Green

Teal

Blue

White

Cream

Orange

Red

Pink

The PEUGEOT i-Cockpit®

Configurable 3D head-up digital instrument panel

Available at GT trim level, the PEUGEOT 208 3D i-Cockpit® Instrument panel is a unique system that projects all the information on different layers giving you outstanding 3D effect. It can be fully customised to suit the driver’s needs. As the panel is positioned higher, it is closer to the road and is more within the driver's field of vision. This can increase safety when compared to a conventional setup where the dials sit within the wheel, further from the road.



The digital speedometer (image shown is for New 208 Electric variants, displaying numbers in metric system.)

The crisp and colourful graphics within the instrument panel can be adapted to give a variety of display modes including:

- **‘Dials’** mode: a classic view to replicate the analogue set-up of most modern cars
- **‘Navigation’** mode: turns the dials on their sides to a ‘roller’ format, 3D navigation with instructions fill the centre of the display
- **‘Driving’** mode: with ‘roller’ format dials and driver assistance information including Lane Keeping Assistance (LKA) and ACC Stop

In addition to the above two ‘Personal’ modes can also be configured to allow the driver to see the exact information they require, for optimum comfort.



The New 208’s “Driving” mode - image shown is for PureTech variants, displaying numbers in metric system



Personalised ambient lighting

8-colour personalisable ambient lighting (standard on GT)

Live the power of choice in the PEUGEOT 208 thanks to the personalisable ambient lighting. 8 colours are available to make sure that whatever your mood, the 208 matches it perfectly. For example, you can select the red ambient lighting for a more dynamic experience or Blue for a more serene experience.



NEW PEUGEOT 208 & E-208
REINVENTING THE DRIVING EXPERIENCE

PEUGEOT i-Cockpit®

Compact multi-function steering wheel

Compact dimensions coupled with a re-designed shape enhance every journey in PEUGEOT 208. Out on the road the compact dimensions increase the visibility of the car's instruments whilst in the corners it provides heightened responses and improved agility.



When it comes to round town or navigating car parks its compact dimensions make light work of wheel winding to manoeuvre into a space. In terms of finish Active, E-Style and Allure are all trimmed with leather and have new PEUGEOT shield proudly presented in the centre. GT models benefit further from full-grain perforated leather with ‘Adamite’ green stitch detail and ‘GT’ emblem.



10.0" high definition (HD) capacitive colour touchscreen
(standard from Allure)

With crystal clear graphics, the 10.0" capacitive colour touchscreen houses several key technological features of the PEUGEOT 208. Capacitive technology helps to give Smartphone levels of responsiveness whilst multi-touch technology brings greater levels of functionality. In keeping with the PEUGEOT 3D i-Cockpit® theme, the touchscreen is angled towards the driver.

The 10" touchscreen gives you a wide panoramic view and integrates directly the climate controls on each side. A second row of ‘piano’ key toggle switches also features in the centre console to make sure you can access as quickly as possible all the functionality of the PEUGEOT 208.



New ‘e-Toggle’ Drive Selector
(standard on Hybrid and Electric versions)

This stylish gearbox control with its ergonomic design complements the PEUGEOT i-Cockpit®. This compact gearbox control even helps to free up space within the cabin.

Operation is intuitive and smooth, for the more exuberant driver a manual driving mode is also available (on Hybrid versions), changes can be performed seamlessly via the steering column mounted paddles.



Piano key toggle switches

NEW PEUGEOT 208 & E-208

REINVENTING THE DRIVING EXPERIENCE

SAFETY TECHNOLOGY

Lane Keeping Technologies

Via a windscreen mounted camera PEUGEOT 208 offers the following lane keeping technologies:

Active Lane Keeping Assistance (LKA) + Road Edge Detection
(standard on all versions)

A system that monitors longitudinal lane markings on the ground. If a deviation is detected across a lane marking, you are alerted by a flashing indicator on the digital instrument panel in the cabin.

In addition as soon as the system identifies a risk of accidentally crossing one of the marking lines detected on the ground, the steering is gradually corrected to keep the vehicle in lane, at speeds of over 40mph. For further peace of mind, road edge detection is also included to reduce the likelihood of the vehicle leaving the road in an accident.

Lane Positioning Assist
(optional from Allure trim level via Drive Assist Pack Plus on Hybrid and Electric versions)

Linked to Adaptive Cruise Control with Stop and Go function. This intelligent system positions the car centrally with the middle of a lane, applying left and right trajectory corrections accordingly.



Speed Limit Recognition

Speed Limit Recognition and Recommendation
(standard on all versions)

Using the windscreen mounted camera, PEUGEOT 208 features speed limit sign recognition, leaving you in no doubt over the speed limit. Upon detecting a speed limit sign this information is read by the camera and displayed in colour on the head-up digital instrument panel.

In addition the driver also has the option to adapt their speed to the speed limit on the particular road via the vehicles cruise control stalk. The vehicle will then adjust its speed accordingly.

Road Sign Recognition and Recommendation
(standard on all versions)

In addition to speed limit recognition, 208 can also read and interpret various road signs, including 'Stop', 'One Way' and 'No Overtaking'. These are then relayed through the head-up digital instrument panel, in plain view of the drivers line of sight, reducing the chance of a road instruction being missed.



Driver Attention Alert



Smartbeam Assistance

PEUGEOT Smartbeam Assistance
(standard on GT)

PEUGEOT Smartbeam Assistance gives you one less thing to think about when driving at night. Controlled via a windscreen mounted camera, the system continuously analyses driving conditions, for instance the proximity of other vehicles.

PEUGEOT Smartbeam Assistance automatically switches headlights to full beam when conditions allow, allowing you to tap into the full potential of the full LED headlights.

Driver Attention Alert

To help keep you alert behind the wheel, PEUGEOT 208 features a two stage driver alert system for added safety on the road, comprising:

Driver Attention Alert 3 (DAA3) (standard on all versions)

Controlled by a camera at the top of the windscreen designed to analyse the vehicles trajectory, this active system evaluates the vigilance of the driver at speeds of over 40mph.

By identifying deviations relative to the road markings, PEUGEOT 208 is able to determine whether the vehicle's behaviour reflects a certain degree of driver drowsiness or inattention. If it is felt that the driver needs to take better care on the road a visual and audible alert will occur. If more than three instances occur, the driver will be advised to take a break.

NEW PEUGEOT 208 & E-208

REINVENTING THE DRIVING EXPERIENCE

SAFETY TECHNOLOGY



Active Safety Brake System

Active Safety Brake System (standard on all versions)

An intelligent autonomous braking system designed to avoid a collision or limit its severity by reducing the vehicle’s speed. The system is triggered if the driver does not react quickly enough, by activating the vehicle’s brakes.

Using a bumper mounted radar and multifunction camera located at the top of the windscreen able to detect obstructions on the road. The system works in the following ways, both day and night:

- Between 0 and 18mph, collision avoidance for fixed and moving obstacles and pedestrians.
- Beyond 18mph limiting the severity of an impact by reducing the vehicles speed by at least 12mph before impact.

Distance Alert System (standard on all versions)

Working in conjunction with the Automatic Emergency Braking System, the distance alert function warns the driver if the vehicle risks a collision with the vehicle in front or a pedestrian in the road. Two levels of warning are available, the first ‘Amber’ warning provides a visual alert to the potential risk. In a more severe instance a ‘Red’ visual and audible alert indicate a collision is imminent and driver action is required, failure to act triggers the Automatic Emergency Braking System.

Blind spot monitoring (optional on Allure and GT trim)

Using lateral ultrasound sensors to cover areas out of your field of vision along with the windscreen mounted camera, an LED illuminates in either side door mirror to alert to the presence of a car, lorry, motorbike or bicycle in your blind spot. The system works when overtaking a slower vehicle or when overtaken by a faster vehicle.



Blind spot monitoring



Adaptive Cruise Control

PEUGEOT Connect SOS & Assistance (standard on all versions)

A vehicle locating communication unit, this feature can be used manually (dedicated SOS button on the console) or automatically (if pyrotechnic devices are deployed). It locates the vehicle precisely and triggers the sending of the appropriate emergency services for a rapid response.*

PEUGEOT are the pioneers of this technology and since launching in 2003 PEUGEOT Connect SOS & Assistance has assisted thousands of drivers. The system comes with a 10 year subscription and uses a GPS module and SIM card (built in to the system).

*Additional terms and conditions apply to connected services, including customer acceptance of location sharing prior to activation.

Adaptive Cruise Control with Stop and Go (ACC Stop and Go) (optional via Drive Assist Pack Plus from Allure on Hybrid and Electric versions)

Cruise control as you know it, will never be the same again with PEUGEOT 208. Controlled via a radar mounted at the front of the vehicle, the ACC Stop and Go system provides two key functions:

- Automatic maintenance of the vehicles speed, at the value set by the driver
- Automatic maintenance of a set distance between PEUGEOT 208 and the vehicle in front, slowing the vehicle to a stop if required and then moving off automatically when conditions allow

The system detects a vehicle driving in front in the same direction and can automatically adapt the vehicle’s speed to that of the vehicle in front. This occurs using engine braking and the braking system (in which case the brake lights are lit) to maintain a constant distance.

When activated, ACC Stop and Go also incorporates Lane Positioning Assist, to position the car centrally within its lane, particularly useful for motorway driving.

ACC 30 can be added as an option from Allure variants with manual gearboxes, this incorporates the distance and braking capabilities of ACC Stop and Go but does not slow the vehicle to a stop. ACC 30 can reduce speeds to a minimum of 18mph (30km/h), to prevent the vehicle from stalling.

NEW PEUGEOT 208 & E-208
EXPLORE THE RANGE

INTRODUCING DRIVE ASSIST PLUS



Your browser does not currently recognise any of the video formats available.
[Click here to visit our frequently asked questions about HTML5 video.](#)

Click the play button to put yourself in the driver’s seat with a 360° exploration of the vehicle’s interior and introduction to Drive Assist Plus.



NEW PEUGEOT 208 & E-208

REINVENTING THE DRIVING EXPERIENCE

INNOVATIVE TECHNOLOGY



Smartphone Wireless Charger

(standard on GT, optional on Allure)

Through the use of inductive charging technology a compatible device can be charged wirelessly whilst on the move. Operation is simple: just place your compatible smartphone on the charging area, once detected, battery charging begins.

Docking Station

Compartment located in the lower centre console complete with lid which doubles up as a smartphone docking station when open.



Wireless Mirror Screen® (standard on Active, Allure and GT versions)

Allows the mirroring of a compatible smartphone screen to access the key functionality on the handset. Once paired, functions are displayed on the 10.0" capacitive colour touchscreen systems. System features vary by provider/phone and can include navigation, text display, text reading, media functionality voice control. Mirror Screen® uses the following systems:

- **Apple CarPlay™**
- **Android Auto**

*For further information on Apple CarPlay™ and smartphone compatibility please visit: www.apple.com/ios/carplay/

For information on Android Auto and smartphone compatibility please visit: www.android.com/auto/



Cielo Panoramic Glass Roof (optional on GT)

Enjoy the outside world with PEUGEOT 208's optional Cielo panoramic glass roof. Bathing the cabin in natural light, the panoramic glass roof enhances the appearance of the PEUGEOT 208.

A manual roller blind is also included.

NEW PEUGEOT 208 & E-208

REINVENTING THE DRIVING EXPERIENCE

INNOVATIVE TECHNOLOGY

In addition to the rear parking sensors (standard across the range), the PEUGEOT 208 features the following driving assistance:

HD Rear Camera (standard from GT)

In addition to front and rear sensors the rear camera offers a variety of views including rear ‘Grid’ view, ‘180°’ view, useful for reversing out of spaces and an ‘Overhead’ view making it easier when reversing near obstacles.

Connected 3D Navigation*

(Available via Navigation Pack as an option on Active, Allure and GT)

Linked to the 10.0" high definition (HD) capacitive colour touchscreen, the system includes European mapping, 3D city mapping and voice recognition (for radio, navigation and telephone functions).

The system also includes a 6 months free-trial subscription^ to live navigation services (in partnership with TomTom®). Key features are:

- **TomTom® Traffic** Real-time updates on traffic conditions (traffic jams, road works) and suggested alternative routes.
- **Local Weather** Displays forecasted weather conditions along the route.
- **Fuel Stations** Displays nearby fuel stations and pricing.
- **Local search** Access address and contact detail information for a point of interest.

^Subject to subscription - for renewal, Terms and Conditions, and any other details about Connected Navigation services, visit: <https://services-store.peugeot.co.uk>



Connected 3D Navigation.
Image shown is for New 208 Hybrid variants,
displaying numbers in metric system.



NEW PEUGEOT 208 & E-208

A MODERN AND BOLD VISION

EXTERIOR STYLE



Front

With a striking exterior design, PEUGEOT 208 does not fail to make its presence known.

At the front bold details are everywhere to be seen. The sharp headlights, fitted with Eco LED (from Active level) or full LED technology (from GT level) echo the striking bodywork design. The commanding 3-claws LED daytime running lights that frame the front of the car with beautiful symmetry, take inspiration from the PEUGEOT Instinct concept car. Adding further to the design, the 3-claws concept is continued on the full LED headlights (on GT versions) to reinforce the PEUGEOT identity.

Two prominent front grille designs are available according to version, shiny black grille on Active versions and body-coloured grille using hot stamping technology on E-Style, Allure and GT versions.



Profile

In profile the silhouette of 208 comes to life, striking details include:

- Gloss black diamond roof (on GT versions) provides a sporty bi-tone effect
- Dark tinted rear side and tailgate windows (on E-Style, Allure and GT) complete with gloss black window surround (on GT versions)
- Alloy wheels (depending on versions) range from 16" to 17", with a choice of finishes available (according to version) including intricate diamond cut and gloss black detailing. The sporty style is reinforced by the gloss black wheel arch extensions (standard on GT).



Rear

At the rear, the flowing silhouette of PEUGEOT 208 comes together beautifully with signature PEUGEOT design touches including:

- New horizontal 3-claw LED rear lighting signature. GT versions include LED directional indicators and reversing lights.
- Gloss black rear strip incorporating new PEUGEOT lettering, connecting the two 3-claw effect horizontal rear lights
- Twin exhaust system (on GT Hybrid 136 e-DSC6)
- Rear bumper diffuser trim finished in gloss black (on E-Style, Allure and GT) adds further to the sports design.



NEW PEUGEOT 208 & E-208

A MODERN AND BOLD VISION

EXTERIOR STYLE: LED TECHNOLOGY & BADGING



Badging

The sculpted bonnet is headed by the ‘208’ inscription, finished in dynamic italic typography and enhanced by the ‘Basalt Grey’ colour.

New PEUGEOT lettering finished in Basalt Grey, signs the gloss black rear strip.

On the side the prominent shape of the C-pillar reminds us of the iconic PEUGEOT 205. This link to our heritage is enhanced by the GT badging (Petrol/Hybrid versions) or the ‘E’ Monogram badging (Electric versions).



LED Headlights

Light Emitting Diode (LED) headlight technology is standard on all 208 models, with full LED headlights standard on GT. The benefits of LED headlight technology include:

- LED technology consumes considerably less energy to produce light, 50% less than halogen and 35% less than xenon technologies
- LED technology offers a whiter light for improved visibility at night, the light is also more similar to daylight, leading to reduced driver eye fatigue, improving safety
- LED technology requires no warm up time with instantaneous lighting response when compared to conventional halogen technologies
- LED technology will last for the life of the car, compared to halogen technology with much shorter life expectancy
- LED technology offers a very striking visual signature that perfectly complements the sharp exterior design

In addition, LED lighting technology is also used for both tail light and braking functions.



NEW PEUGEOT 208 & E-208

100% ELECTRIC WITHOUT COMPROMISE

LIVE THE POWER OF CHOICE

The PEUGEOT 208 is available with a choice of petrol, hybrid and electric powertrains. The PEUGEOT E-208 features the following key elements:

TECHNICAL

Electric 50 kWh 136hp powertrain or Electric 51 kWh 156hp powertrain

The PEUGEOT E-208 offers a lively and stimulating drive thanks to its 100% electric powertrain. Both powertrains benefits from immediate reactivity with 260Nm of torque from 0mph and enjoy a serene* driving experience with no vibration. The vehicle also comes with AVAS: Acoustic Vehicle Alerting System, generating a sound when travelling at low speed, audible outside the vehicle for pedestrian safety.

E-CMP platform

The new E-CMP platform has been developed to incorporate a high voltage battery whilst preserving space on board and boot volume. Particular attention was given to weight reduction and balance to make sure the driving experience in the PEUGEOT 208 is as rewarding as possible.

Range

^Electric range up to 225* miles under WLTP.
^^Electric range up to 248 miles under WLTP.
*Subject to final Homologation.

Charging flexibility with 3 modes available:

- Domestic (AC):** 10A /3kWh from a regular socket, full charge in 24 hours (accessory cable needed).
- Fast (AC)** 32A / 7kWh from a Wall Box, full charge in 7.5 hours.
- Rapid (DC)** 100kWh from a dedicated public terminal, 80% charged in 30 minutes.

USAGE

3 driving modes

In the PEUGEOT E-208 you will be able to chose between 3 driving modes:

- Sport: priority given to performance (0-60 in 8.1s)
- Normal: daily usage
- Eco: priority given to range


2 braking modes

The PEUGEOT E-208 also benefits from 2 braking modes that helps you make the best of your range:

- Moderate: sensation similar to an ICE engine
- Emphasised: deceleration controlled with accelerator pedal

Specific animations

The PEUGEOT E-208 features specific technological animations and menus on the touchscreen so that you can access easily all the information needed.



E-Common Modular Platform



Specific EV animations and menus on the colour touchscreen



Electric powertrain

*Take care when driving as other road users may not be accustomed to electric vehicles. PEUGEOT E-208 is fitted with an acoustic vehicle alerting system.

NEW PEUGEOT 208 & E-208
ELECTRIC WITHOUT COMPROMISE

EV SERVICES & STYLING



MYPEUGEOT® APPLICATION

Control Your Vehicle Remotely

- With the MyPeugeot App you can view the following anywhere and any time:
- The progress and status of the vehicle charge
 - Your consumption statistics for every journey
 - Eco-driving tips

- You can also remotely control certain vehicle functions via the App such as:
- Activating, stopping and scheduling the battery charge
 - The pre-programming of the heating or air conditioning within the vehicle



EXTERIOR STYLING





The PEUGEOT E-208 comes with distinctive and exclusive touches
The C-pillar comes with a specific 'E' monogram badging as well as the name of the car at the rear.



NEW PEUGEOT 208 & E-208

CHOOSE YOUR OPTIONS (1/2)

KEY: ● STANDARD ○ OPTIONAL — UNAVAILABLE





	OPTION CODE	 ACTIVE	 E-STYLE	 ALLURE	 GT	Basic RRP £ Excluding VAT	VAT @ 20%	Total RRP £ Including VAT
PAINT								
Ageuda Yellow	M0EQ	●	●	●	●	0.00	0.00	0.00
Solid Paint - Bianca White	P0WP	○	○	○	○	291.67	58.33	350.00
Metallic Paint - Cumulus Grey (M0F4), Nera Black (M09V), Selenium Grey (M0LD)	< —	○	○	○	○	541.67	108.33	650.00
Premium Paint - Vertigo Blue (M6SM), Elixir Red (M5VH)	< —	○	○	○	○	708.33	141.67	850.00
SAFETY AND SECURITY								
Drive Assist Pack: Adaptive Cruise Control & Active Safety Brake AEBS3 (manual versions)	ZVK7	—	—	○	—	416.67	83.33	500.00
Drive Assist Pack: Adaptive Cruise Control (manual versions)	ZVK7	—	—	—	○	250.00	50.00	300.00
Drive Assist Pack Plus: Adaptive Cruise Control with Stop and Go (automatic versions) + Lane Positioning Assist & Active Safety Brake AEBS3	ZVKU	—	—	○	—	416.67	83.33	500.00
Drive Assist Pack Plus: Adaptive Cruise Control with Stop and Go (automatic versions) + Lane Positioning Assist	ZVKU	—	—	—	○	250.00	50.00	300.00
COMFORT AND CONVENIENCE								
PEUGEOT Open & Go (keyless entry)	YD07	—	○	○	●	291.67	58.33	350.00
Parking Pack - Blind spot monitoring - HD Front & Rear Cameras	WYAL	—	—	○	—	250.00	50.00	300.00
Parking Pack - Blind spot monitoring - HD Front & Rear Cameras	WYAL	—	—	—	○	166.67	33.33	200.00
11 kW triphase On board charger (EV versions)	LZ04	○	○	○	○	300.00	60.00	360.00

^Subject to subscription - for renewal, terms and conditions, and any other details about Connected Navigation services, visit: <https://services-store.peugeot.co.uk>

NEW PEUGEOT 208 & E-208

CHOOSE YOUR OPTIONS (2/2)

KEY: ● STANDARD ○ OPTIONAL — UNAVAILABLE





	OPTION CODE	 ACTIVE	 E-STYLE	 ALLURE	 GT	Basic RRP £ Excluding VAT	VAT @ 20%	Total RRP £ Including VAT
INTERIOR FEATURES								
Seating: Alcantara ‘Iconium’ with ‘Adamite’ green stitch - Includes Heated front seats - Includes Driver seat multi-way electric adjustment (includes electric lumbar adjustment) and Driver seat multi-point massage function	WNFX	—	—	—	○	416.67	83.33	500.00
IN CAR ENTERTAINMENT								
Smartphone 15W Wireless Charging Plate	E301	—	—	○	●	100.00	20.00	120.00
Connected 3D Navigation: includes TomTom® Live updates & SpeedCam Danger Zones (6 months free subscription trial)^	ZJA9 (ZJA7 - Active PureTech 75/100)	○	—	—	—	541.67	108.33	650.00
Connected 3D Navigation: includes TomTom® Live updates & SpeedCam Danger Zones (6 months free subscription trial)^	ZJA9	—	—	○	○	333.33	66.67	400.00
EXTERIOR FEATURES								
Cielo panoramic glass roof	OK01	—	—	—	○	416.67	83.33	500.00
Tow bar: manually retractable with 13-pin harness, TSM (trailer sway mitigation) and specific cooling. Not available on PureTech75 & Electric	AQ05	○	—	○	○	625.00	125.00	750.00
SPARE WHEEL PREPARATION (PureTech & HYBRID versions only)								
Space Saver Spare Wheel Preparation (PureTech & Hybrid versions only) - Wheel and Tools available separately as an accessory from PEUGEOT Retailer (please note: this option deletes tyre repair and inflation kit)	—	○ ZHG6	—	○ ZHK1	—	16.67	3.33	20.00
Space Saver Spare Wheel & Tools - PEUGEOT Retailer supplied accessory (PureTech & Hybrid versions only)	RETAILER ACCESSORY	—	—	○	—	132.85	26.57	159.42





^Subject to subscription - for renewal, terms and conditions, and any other details about Connected Navigation services, visit: <https://services-store.peugeot.co.uk>

NEW PEUGEOT 208 & E-208

EQUIPMENT (1/5)

- KEY:
- STANDARD
- OPTIONAL
- UNAVAILABLE





				
	ACTIVE	E-STYLE	ALLURE	GT
SAFETY AND SECURITY				
ABS (Anti-lock Braking System) with EBD (Electronic Braking Distribution) and EBA (Emergency Braking Assistance)	●	●	●	●
Airbags: Driver and front passenger airbags (includes passenger airbag deactivation function)	●	●	●	●
Airbags: Driver and front passenger side airbag	●	●	●	●
Airbags: Curtain airbags	●	●	●	●
Alarm - Connected^, Volumetric, Perimetric & Anti-lift sensor (^excluding E-STYLE)	●	●	●	●
Automatic door locking when moving off	●	●	●	●
Automatic hazard light activation upon heavy brake application	●	●	●	●
AVAS: Acoustic Vehicle Alerting System. Generates a sound when travelling at low speed, audible outside the vehicle for pedestrian safety. Standard on all Electric & Hybrid versions	●	●	●	●
Child locking functionality on rear doors	●	●	●	●
Deadlocking	●	●	●	●
Electronic code immobiliser	●	●	●	●
ESP (Electronic Stability Programme) with Hill Start Assist	●	●	●	●
Front optimised safety headrests and rear retractable headrests (x3), height-adjustable.	●	●	●	●
Front three-point retractable seatbelts, with force limiters	●	●	●	●
Gear Shift Indicator (manual version only)	●	●	●	●
Isofix child seat fittings (x2) in the second row	●	●	●	●
Headlights left on audible warning	●	●	●	●





				
	ACTIVE	E-STYLE	ALLURE	GT
PEUGEOT Connect SOS and Assistance	●	●	●	●
Programmable cruise control and speed limiter	●	●	●	●
Drive Assist Pack: Adaptive cruise control (PureTech 100) (*includes Active Safety Break - AEBS3)	—	—	○*	○
Drive Assist Pack Plus: Adaptive cruise control with Stop & Go function, Lane positioning assist (Electric & HYBRID) (*includes Active Safety Break - AEBS3)	—	—	○*	○
Lane Keeping Assist	●	●	●	●
Speed limit recognition and recommendation	●	●	●	●
Active Safety Brake (pedestrians)	●	●	●	—
Active Safety Brake - AEBS3 (Night function, cyclists, pedestrians)	—	—	—	●
Blind spot monitoring (Available in conjunction with Parking Pack)	—	—	○	○
Driver attention warning	●	●	●	●
Seatbelt unfastened on the move audible and visual alert for front and rear seats	●	●	●	●
Space saver spare wheel preparation & deletion of puncture repair kit (not available on Electric versions)	○	—	○	—
Space saver spare wheel (not available on Electric versions)	○	—	○	●
Puncture repair kit (excluding GT PureTech & HYBRID)	●	●	●	●
Tyre pressure monitoring	●	●	●	●
Exterior temperature indicator with ice warning	●	●	●	●

NEW PEUGEOT 208 & E-208

EQUIPMENT (2/5)

- KEY:
- STANDARD
- OPTIONAL
- UNAVAILABLE





				
	ACTIVE	E-STYLE	ALLURE	GT
COMFORT AND CONVENIENCE				
Acoustic Windscreen (*excluding PureTech 75)	●*	●	●	●
Pre-heating functionality (EV versions)	●	●	●	●
Low centre console (*excluding HYBRID and Electric versions)	●*	—	—	—
High centre console with 2 cup holders (*excluding PureTech 75 & PureTech 100)	●*	●	●	●
Central front armrest with storage compartment (*excluding PureTech 75 & PureTech 100)	●*	●	●	●
Electric front and rear windows with 'one-touch' and pinch protection	●	●	●	●
Electric and heated door mirrors	●	—	—	—
Electric, heated and power folding door mirrors with courtesy floor lighting^ (^ without courtesy floor lighting on E-STYLE)	—	●	●	●
Electrochrome rear view mirror	—	●	●	—
Frameless Electrochrome rear view mirror	—	—	—	●
Manual parking brake (*excluding HYBRID and Electric versions)	●*	—	—	—
Electric parking brake (*excluding PureTech 75 & PureTech 100)	●*	●	●	●
7 kW monophas e On board charger (Electric versions)	●	●	●	●
11 kW triphase On board charger (Electric versions)	○	○	○	○
Mode 3 type 2 cable for Wallbox charging (Electric versions)	●	●	●	●
Electric power steering with reach and rake adjustable steering column	●	●	●	●
Multifunction trip computer	●	●	●	●
Parking sensors - rear	●	—	—	—
Parking sensors - front & rear	—	●	●	●





				
	ACTIVE	E-STYLE	ALLURE	GT
HD Rear Camera	—	—	—	●
HD Front and Rear Cameras (available in conjunction with Parking Pack)	—	—	○	○
PEUGEOT i-Cockpit®: compact steering wheel	●	●	●	●
PEUGEOT i-Cockpit®: 7.0" SD capacitive colour touchscreen	—	●	—	—
PEUGEOT i-Cockpit®: 10.0" SD capacitive colour touchscreen	●	—	—	—
PEUGEOT i-Cockpit®: 10.0" HD capacitive colour touchscreen	—	—	●	●
PEUGEOT i-Cockpit® with 3.5" colour instrument panel and analogue dials	●	●	—	—
PEUGEOT i-Cockpit®: with 10.0" configurable colour head-up instrument panel	—	—	●	—
PEUGEOT i-Cockpit®: with 10.0" configurable 3D colour head-up instrument panel	—	—	—	●
Push button start	●	●	●	●
Remote Plip (x2) for locking, unlocking, includes emergency key blade	●	●	●	●
PEUGEOT Open & Go system (keyless entry)	—	○	○	●
Tinted windows	●	—	—	—
Dark tinted rear side and tailgate windows	—	●	●	●
Tailgate with heated rear windscreen & wiper blade	●	●	●	●
Rear windscreen wiper triggered automatically in reverse gear	●	●	●	●
Drive Mode Selection: Eco / Normal (PureTech 75 & PureTech 100)	●	●	●	—
Drive Mode Selection: Eco / Normal / Sport (HYBRID & Electric versions)	●	●	●	●

NEW PEUGEOT 208 & E-208

EQUIPMENT (3/5)

- KEY:
- STANDARD
- OPTIONAL
- UNAVAILABLE





				
	ACTIVE	E-STYLE	ALLURE	GT
INTERIOR FEATURES				
'Quartz' contrast stitching to front & rear door armrests	—	●	●	—
'Adamite' green contrast stitching to front & rear door armrests, front centre console and dashboard facia	—	—	—	●
Dashboard - carbon effect trim	●	●	●	●
Gear lever - e-Toggle (Electric & Hybrid versions)	●	●	●	●
Lighting: Front interior light with reading spotlights (x2)	●	●	●	—
Lighting: Front LED interior light, front LED reading spotlights (x2), rear LED reading spotlights (x2)	—	—	—	●
Lighting: Driver & Passenger sunvisors, front footwells and central storage with LED lighting	—	—	—	●
Lighting: 8-colour personalisable ambient lighting	—	—	—	●
Lighting: Boot	●	●	●	●
Multi-function leather steering wheel	●	●	●	—
Multi-function full-grain perforated leather steering wheel with 'Adamite' green stitch detail and 'GT' emblem	—	—	—	●
Door Sill Protection with 'PEUGEOT' signature lettering	—	—	—	●
Luxury Carpet Mats	—	—	—	●
'Piano' keys: Gloss black plated toggle switches to access main functions of the vehicle	●	●	●	●





				
	ACTIVE	E-STYLE	ALLURE	GT
Roof lining - Light Grey	●	●	●	—
Roof lining - Mistral black	—	—	—	●
Seating: driver and front passenger seat manual adjustment (longitudinal and back rest angle)	●	●	●	●
Seating: driver seat mechanical height adjustment	●	●	●	—
Seating: driver and front passenger seat mechanical height adjustment	—	—	—	●
Seating: -1/3 – 2/3 folding rear seat	●	●	●	●
Seating: driver and front passenger comfort seats	●	●	●	—
Seating: driver and front passenger dynamic seats	—	—	—	●
Seating: Heated Front Seats, Driver seat multi-way electric adjustment (includes electric lumbar adjustment), Driver seat multi-point massage function (* in conjunction with optional Alcantara)	—	—	—	○*
Seating: Tri-material 'Pneuma' and 'Rimini' cloth seat trim with Calcite stitch detail	●	—	—	—
Seating: Tri-material 'Casual Lomsa' embossed fabric, leather effect and cloth seat trim with Quartz stitch detail	—	●	●	—
Seating: Tri-material 'Capy' leather effect and 'Belomka' cloth seat trim with Adamite green stitch detail	—	—	—	●
Seating: Alcantara 'Iconium' with 'Adamite' green stitch detail	—	—	—	○

NEW PEUGEOT 208 & E-208

EQUIPMENT (4/5)

- KEY:
- STANDARD
- OPTIONAL
- UNAVAILABLE





				
	ACTIVE	E-STYLE	ALLURE	GT
EXTERIOR FEATURES				
Exterior door handles: body coloured	●	●	●	●
Cielo Panoramic Glass Roof	—	—	—	○
Door mirror shells: Gloss Black	●	●	●	●
Front bumper grille - grained black & chrome accents	●	—	—	—
Front bumper grille - gloss black with body-colour accents	—	●	●	●
Grained black B pillar	●	—	—	—
Gloss black B pillar	—	●	●	●
Gloss black window weatherstrips	—	—	—	●
Gloss black wheel arch extensions	—	—	—	●
Gloss black rear light cluster connecting strip	●	●	●	●
GT model designation badging on tailgate (excluding Hybrid versions)	—	—	—	●





				
	ACTIVE	E-STYLE	ALLURE	GT
GT model designation badging on C pillar (excluding ELECTRIC versions)	—	—	—	●
Dichroic 'E' monogram on C pillar and tailgate (Electric versions)	●	●	●	●
208' Model designation badges front and rear	●	●	●	●
Rear bumper with gloss black finish	—	●	●	●
Diamond Black roof	—	—	—	●
Diamond black rear spoiler	●	●	●	●
16" steel wheels with 'MONTI' trim	●	—	—	—
16" 'NOMA' two tone diamond cut alloy wheels	—	●	●	—
17" 'YANAKA' two tone diamond cut alloy wheels	—	—	—	●
Antenna - Base & removable wand	●	●	—	—
Antenna - Gloss Black 'fin' design	—	—	●	●

NEW PEUGEOT 208 & E-208

EQUIPMENT (5/5)

- KEY:
- STANDARD
 - OPTIONAL
 - UNAVAILABLE

	 ACTIVE	 E-STYLE	 ALLURE	 GT
IN CAR ENTERTAINMENT				
Bluetooth® telephone facility	●	●	●	●
DAB Radio (Digital Audio Broadcasting)	●	●	●	●
Mirror Screen®: (Apple CarPlay™, Android Auto)	—	●	—	—
Wireless Mirror Screen®: (Apple CarPlay™, Android Auto)	●	—	●	●
Smartphone docking station	●	●	●	●
USB-A (x2) - front, USB-A (x2) - rear	—	●	—	—
USB-C (Data & Charge) Socket (x1) - front	●	—	—	—
USB-C (Data & Charge) Socket (x1) & USB-C (Charge) Socket (x1) - front	—	—	●	●
USB-A Socket (x1) & USB-C Socket (x1) - rear (*Electric & Hybrid)	●*	—	●	●
Connected Navigation with TomTom live updates and Speedcam alerts (6 months free subscription trial)^	—	●	—	—
PEUGEOT i-Connect® Advanced - Connected Navigation with TomTom live updates and Speedcam alerts (6 months free subscription trial)^	○	—	○	○
Smartphone 15W Wireless Charger	—	—	○	●
6-Speakers: 2 tweeters & 4 door speakers	●	●	●	●
12 V socket	●	●	●	●

	 ACTIVE	 E-STYLE	 ALLURE	 GT
LIGHTING AND VISIBILITY				
EcoLED headlights with electric height adjustment	●	●	●	—
Full LED headlights with automatic height adjustment and PEUGEOT Smartbeam Assist	—	—	—	●
LED daytime running lights with distinctive '3-claw' signature	●	●	●	●
LED front indicator lights	—	—	—	●
LED '3-claw' horizontal rear lighting signature (with daylight function) and LED brake lights.	●	●	●	—
LED '3-claw' horizontal rear lighting signature (with daylight function) and LED brake lights, indicators and reversing lights	—	—	—	●
Visibility pack: automatic lights	●	●	●	●
Visibility pack: automatic windscreen wipers	●	●	●	●
Visibility pack: 'follow me home' headlights	●	●	●	●

^Subject to subscription - for renewal, terms and conditions, and any other details about Connected Navigation services, visit: <https://services-store.peugeot.co.uk>

NEW PEUGEOT 208 & E-208

WHEELS

KEY: ● STANDARD — UNAVAILABLE

	ACTIVE	E-STYLE / ALLURE	GT
WHEEL DESCRIPTION			
16" steel wheels with 'MONTI' trim	●	—	—
16" 'NOMA' two tone diamond cut alloy wheels	—	●	—
17" 'YANAKA' two tone diamond cut alloy wheels (includes Gloss Black inserts)	—	—	●



16" steel wheels with 'MONTI' trim



16" 'NOMA' two tone diamond cut alloy wheels



17" 'YANAKA' two tone diamond cut alloy wheels (includes Gloss Black inserts)

NEW PEUGEOT 208 & E-208

CHOOSE YOUR PAINT & ROOF

KEY:

●

 STANDARD

○

 OPTIONAL

—

 UNAVAILABLE

ACTIVE

E-STYLE / ALLURE

GT

SOLID PAINT

Bianca White

P0WP

○

○

○

METALLIC PAINT

Agueda Yellow

M0EQ

●

●

●

Cumulus Grey

M0F4

○

○

○

Selenium Grey

M0LD

○

○

○

Nera Black

M09V

○

○

○

PREMIUM PAINT

Elixir Red

M5VH

○

○

○

Vertigo Blue

M6SM

○

○

○

ROOF

Black ‘Diamond’ (Not available in conjunction with Nera Black Metallic)

JD20

—

—

●



Bianca White



Agueda Yellow



Cumulus Grey



Selenium Grey



Nera Black



Elixir Red



Vertigo Blue

NEW PEUGEOT 208 & E-208

TECHNICAL SPECIFICATION – PETROL/HYBRID (1/2)

KEY:

●

 STANDARD

—

 UNAVAILABLE

	PETROL		HYBRID	
	PureTech 75 Start & Stop 5-speed manual	PureTech 100 Start & Stop 6-speed manual	Hybrid 100 e-DSC6 6-speed automatic	Hybrid 136 e-DSC6 6-speed automatic
POWERTRAIN				
Fuel type	Petrol	Petrol	Petrol	Petrol
Stop and Start functionality	●	●	●	●
Cubic capacity (cc)	1199	1199	1199	1199
Maximum power hp (Kw)	75 (55) @ 5750	101 (74) @ 5500	101 (74) @ 5500	136 (101) @5500
Maximum torque lb/ft (Nm)	87 (118) @ 2750	151 (205) @ 1750	151 (205) @ 1750	170 (230) @1750
5-speed manual	●	—	—	—
6-speed manual	—	●	—	—
6-speed automatic	—	—	●	●
Service Schedule	12,500 miles or 1 year	12,500 miles or 1 year	12,500 miles or 1 year	12,500 miles or 1 year
BRAKES				
Front and rear discs (Rear drum brakes on Active trim)	●	●	●	●
SUSPENSIONS AND TYRES				
Front suspension	Pseudo MacPherson	Pseudo MacPherson	Pseudo MacPherson	Pseudo MacPherson
Rear suspension	De-formable Crossmember	De-formable Crossmember	De-formable Crossmember	De-formable Crossmember
Size - 16 tyres	195/55 R16	195/55 R16	195/55 R16	195/55 R16
Size - 17 tyres	205/45 R17	205/45 R17	205/45 R17	205/45 R17
REGULATED EMISSIONS				
Carbon monoxide (mg/km)	868.7	508.7	519.9	479.6
Total hydrocarbons (mg/km)	43.2	21.9	24.8	39.8
Nitrogen Oxides (mg/km)	31.9	14.2	13.9	16.5
Particulate Matter (mg/km)	—	0.40	0.18	0.22

The fuel consumption or electric range achieved, and CO2 produced (where applicable), in real world conditions will depend upon a number of factors including, but not limited to: the accessories fitted (pre and post registration); the starting charge of the battery; variations in weather; driving styles and vehicle load. The WLTP (Worldwide Harmonised Light Vehicles Test Procedure) is used to measure fuel consumption, electric range and CO2 figures.

Figures shown are for comparison purposes and should only be compared to the fuel consumption, electric range and CO2 values of other cars tested to the same technical standard.

^ ‘LOW’: Low speed city driving, representative of city centre driving, maximum 35mph.

^^ ‘MEDIUM’: Medium speed town driving, representative of town or suburban driving, maximum 50mph.

^^^ ‘HIGH’: High speed rural driving, representative of A-road or dual carriageway driving, maximum 60mph.

^* ‘EXTRA HIGH’: Extra High speed motorway driving, representative of a typical European motorway, maximum 81mph.

^*^ ‘COMBINED’: A mixed journey average of all elements

Figures quoted reflect a range of configurations (including non-UK market vehicles) and are subject to changes resulting from ongoing product development, range evolutions, testing and evaluations.



NEW PEUGEOT 208 & E-208

TECHNICAL SPECIFICATION – PETROL/HYBRID (2/2)

KEY: — UNAVAILABLE	PETROL		HYBRID	
	PureTech 75 Start & Stop 5-speed manual	PureTech 100 Start & Stop 6-speed manual	Hybrid 100 e-DSC6 6-speed automatic	Hybrid 136 e-DSC6 6-speed automatic
PERFORMANCE				
Maximum speed (mph)	102	117	118	127
Acceleration 0-62 mph driver only (sec)	13.2	10.1	9.8	8.1
FUEL CONSUMPTION INFORMATION (V. High - V. Low Fuel Consumption)				
Fuel Consumption: Low MPG (litres/100km).^	41.8 (6.8) - 47.3 (6.0)	41.5 (6.8) - 44.6 (6.3)	61.1 (4.6) - 74.1 (3.8)	62.6 (4.5) - 74.7 (3.8)
Fuel Consumption: Medium MPG (litres/100km).^.	49.4 (5.7) - 58.5 (4.8)	50.6 (5.6) - 58.7 (4.8)	60.3 (4.7) - 73.3 (3.9)	59.4 (4.8) - 71.8 (3.9)
Fuel Consumption: High MPG (litres/100km).^.	54.9 (5.1) - 63.0 (4.5)	57.8 (4.9) - 68.1 (4.1)	60.9 (4.6) - 74.2 (3.8)	60.6 (4.7) - 73.7 (3.8)
Fuel Consumption: Extra-High MPG (litres/100km).^*	44.8 (6.3) - 51.5 (5.5)	47.6 (5.9) - 57.3 (4.9)	46.8 (6.0) - 55.1 (5.1)	46.0 (6.1) - 53.9 (5.2)
Fuel Consumption: Combined MPG (litres/100km).^*.	48.0 (5.9) - 55.3 (5.1)	50.0 (5.7) - 58.2 (4.9)	54.9 (5.1) - 65.9 (4.3)	54.5 (5.2) - 65.0 (4.3)
Carbon Dioxide (CO ₂) emissions Combined (g/km)**	114 - 132	109 - 127	96 - 116	97-117
VEHICLE WEIGHT INFORMATION (KG)				
Gross vehicle weight	1510	1595	1690	1690
Mass in service	1122	1216	1334	1335
Kerb weight	1033	1090	1220	1228
Gross train weight	2010	2795	2890	2890
Maximum braked trailer weight	500	1200	1200	1200
Maximum tow ball weight	55	55	55	55
INSURANCE CODES				
Active	TBC	TBC	TBC	—
Allure	—	TBC	TBC	—
GT	—	TBC	TBC	TBC

The fuel consumption or electric range achieved, and CO2 produced (where applicable), in real world conditions will depend upon a number of factors including, but not limited to: the accessories fitted (pre and post registration); the starting charge of the battery; variations in weather; driving styles and vehicle load. The WLTP (Worldwide Harmonised Light Vehicles Test Procedure) is used to measure fuel consumption, electric range and CO2 figures.

Figures shown are for comparison purposes and should only be compared to the fuel consumption, electric range and CO2 values of other cars tested to the same technical standard.

^ ‘LOW’: Low speed city driving, representative of city centre driving, maximum 35mph.

^^ ‘MEDIUM’: Medium speed town driving, representative of town or suburban driving, maximum 50mph.

^^^ ‘HIGH’: High speed rural driving, representative of A-road or dual carriageway driving, maximum 60mph.

^* ‘EXTRA HIGH’: Extra High speed motorway driving, representative of a typical European motorway, maximum 81mph.

^^^ ‘COMBINED’: A mixed journey average of all elements

Figures quoted reflect a range of configurations (including non-UK market vehicles) and are subject to changes resulting from ongoing product development, range evolutions, testing and evaluations.



NEW PEUGEOT 208 & E-208

TECHNICAL SPECIFICATION – ELECTRIC (1/2)

- KEY:
- STANDARD
- OPTIONAL
- UNAVAILABLE

	ELECTRIC	
	Electric 50 kWh 136	Electric 51kWh 156
ELECTRIC MOTOR		
Maximum power hp (kW)	136 (100)	156 (115)
Maximum torque lb/ft (Nm @ RPM)	260 @ 300-3674	260 @ 500-4060
Battery Capacity (kWh) / Battery power (kW)	50 / 100	51 / 115
Battery Warranty	8 Year traction battery warranty	8 Year traction battery warranty
CITY Electric Range WLTP (miles)	295.6 - 316.1	320.8 - 356.5
COMBINED Electric Range WLTP (miles)	215 - 231.8	232.4 - 258.5
Service Schedule	16,000 miles / 2 years	16,000 miles / 2 years
On Board Charger (kW)	7.4	7.4
BRAKES		
Front and rear discs	●	●
SUSPENSIONS AND TYRES		
Front suspension	Pseudo MacPherson	Pseudo MacPherson
Rear suspension	Panhard bar rear train	Panhard bar rear train
Size - 16 tyres	195/55 R16	195/55 R16
Size - 17 tyres	205/45 R17	205/45 R17

The fuel consumption or electric range achieved, and CO2 produced (where applicable), in real world conditions will depend upon a number of factors including, but not limited to: the accessories fitted (pre and post registration); the starting charge of the battery; variations in weather; driving styles and vehicle load. The WLTP (Worldwide Harmonised Light Vehicles Test Procedure) is used to measure fuel consumption, electric range and CO2 figures.

Figures shown are for comparison purposes and should only be compared to the fuel consumption, electric range and CO2 values of other cars tested to the same technical standard.

^ 'LOW': Low speed city driving, representative of city centre driving, maximum 35mph.

^^ 'MEDIUM': Medium speed town driving, representative of town or suburban driving, maximum 50mph.

^^^ 'HIGH': High speed rural driving, representative of A-road or dual carriageway driving, maximum 60mph.

^* 'EXTRA HIGH': Extra High speed motorway driving, representative of a typical European motorway, maximum 81mph.

^^^ 'COMBINED': A mixed journey average of all elements

Figures quoted reflect a range of configurations (including non-UK market vehicles) and are subject to changes resulting from ongoing product development, range evolutions, testing and evaluations.



NEW PEUGEOT 208 & E-208

TECHNICAL SPECIFICATION – ELECTRIC (2/2)

KEY: — UNAVAILABLE	ELECTRIC	
	Electric 50 kWh 136	Electric 51kWh 156
PERFORMANCE		
Maximum speed (mph)	93 (Sport Mode)	93 (Sport Mode)
Acceleration 0-62 mph driver only (sec)	8.1	8.2
TRANSMISSION		
Type	Automatic	Automatic
Number of gears	One	One
SERVICE SCHEDULE		
Service Schedule	16,000 miles / 2 years	16,000 miles / 2 years
VEHICLE WEIGHT INFORMATION (KG)		
Gross vehicle weight	1910	1910
Mass in service	1558	1558
Kerb weight	1455	1455
Gross train weight	—	—
INSURANCE CODES		
Active	TBC	TBC
E-STYLE	TBC	—
Allure	TBC	TBC
GT	TBC	TBC

The fuel consumption or electric range achieved, and CO2 produced (where applicable), in real world conditions will depend upon a number of factors including, but not limited to: the accessories fitted (pre and post registration); the starting charge of the battery; variations in weather; driving styles and vehicle load. The WLTP (Worldwide Harmonised Light Vehicles Test Procedure) is used to measure fuel consumption, electric range and CO2 figures.

Figures shown are for comparison purposes and should only be compared to the fuel consumption, electric range and CO2 values of other cars tested to the same technical standard.

^ ‘LOW’: Low speed city driving, representative of city centre driving, maximum 35mph.

^^ ‘MEDIUM’: Medium speed town driving, representative of town or suburban driving, maximum 50mph.


^^^ ‘HIGH’: High speed rural driving, representative of A-road or dual carriageway driving, maximum 60mph.

^* ‘EXTRA HIGH’: Extra High speed motorway driving, representative of a typical European motorway, maximum 81mph.

^^^ ‘COMBINED’: A mixed journey average of all elements

Figures quoted reflect a range of configurations (including non-UK market vehicles) and are subject to changes resulting from ongoing product development, range evolutions, testing and evaluations.





NEW PEUGEOT 208 & E-208

DIMENSIONS

EXTERNAL DIMENSIONS

Length (mm)	4055
Width with door mirrors folded (mm)	1765
Height (mm)	1430
Wheelbase (mm)	2540
Front / rear overhang (mm)	825 / 690
Front / rear track width (mm)	1500

EXTERNAL DIMENSIONS FOR PARKING


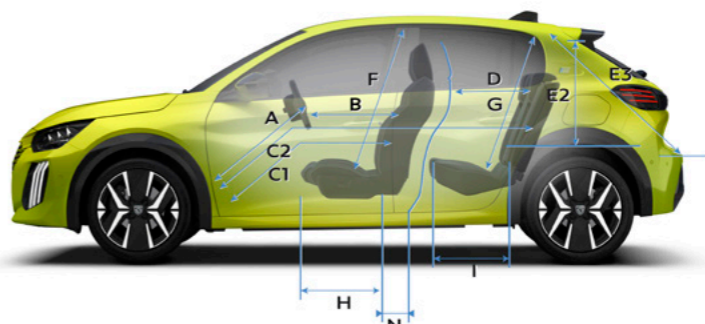


Width with front / rear doors open (mm)	3611 / 2989
Width with door mirrors open / folded (mm)	1960 / 1765

INTERNAL DIMENSIONS

Number of seats	5
Front / rear elbow room (mm)	1382 / 1350
Front / rear shoulder room (mm)	1360 / 1319
Front / rear head room (mm) *	886 (877*) / 857

BOOT, STORAGE & FUEL TANK

Length with rear seat back up (mm)	674
Width between wheel housings (mm)	1018
Min. boot volume (litres)	309
Max. boot volume (litres)	1118 (Electric) / 1163 (Petrol/Hybrid)
Fuel tank capacity (litres)	44



A	720
B	640
C1	885
C2	1697
D	812
E	674
E1	1018
E2	536
E3	749
F	886 (877 - Cielo)
G	857
H	563
I	541
J	1360
K	1382
L	1319
M	1350
N	239



309 L Electric
352 L Petrol / Hvbri



779 L Electric
824 L Petrol / Hybrid



342 L Electric
387 L Petrol / Hybrid



1118 L Electric
1163 L Petrol / Hybrid

*Value with optional panoramic glass roof.



NEW PEUGEOT 208 & E-208

SERVICE CONTRACTS

PEUGEOT OFFER TWO LEVELS OF SERVICE PLAN CONTRACTS

What’s included:

- PEUGEOT Service Plans offer complete assurance that all your servicing costs will be completely covered for the duration of the plan
- We offer PEUGEOT Service Plans for up to five years with many mileage options
- One-off up front or monthly direct debit payment options available
- All packages are affordable and inflation proof, which means they will remain at a fixed cost for the duration of the plan

Monthly price examples*:

208 (Petrol / Hybrid)

36 Months / 30,000 Miles	48 Months / 40,000 Miles	60 Months / 50,000 Miles
£16.66 per month	£20.66 per month	£21.42 per month

E-208

36 Months / 30,000 Miles	48 Months / 40,000 Miles	60 Months / 50,000 Miles
£8.34 per month	£10.33 per month	£10.72 per month

*Price examples based on an annual mileage of 10,000 per annum. Updated on 19/09/2022.

A PEUGEOT Service Plan can be purchased up to 12 months after registration date. The prices quoted above are indicative, for a bespoke quote please contact your local PEUGEOT Retailer. If the plan is taken out after the date of registration an additional payment will be required to cover this starting period.

Any normal wear and tear maintenance work such as replacement of tyres, brake pads, brake discs, clutches, shock absorbers, wipers, batteries, bulbs, silencer, exhausts and windscreens are excluded. Servicing must be carried out by a PEUGEOT Authorised Repairer in the UK. PEUGEOT Motor Company reserve the right to change, amend or withdraw this product at any time.

EXTENDED PEUGEOT ASSISTANCE*

What’s included: Extension of your PEUGEOT Assistance Cover:

- Offers you the opportunity to extend PEUGEOT Assistance up to a further two years

Cover includes:

- PEUGEOT Assistance from Home
- PEUGEOT Roadside Assistance
- PEUGEOT Recovery
- PEUGEOT Onward Travel
- PEUGEOT European Cover

*Excludes non-vehicle induced faults.



TO FIND OUT ABOUT EXTENDING YOUR PEUGEOT ASSISTANCE COVER

CALL 0800 294 0294

NEW PEUGEOT 208 & E-208

FURTHER INFORMATION

MANUFACTURERS RECOMMENDED RETAIL PRICE ON THE ROAD (INCLUDES THE FOLLOWING FROM AUGUST 2023)

TAX BAND	CO ₂ (g/km)	FIRST YEAR VED	FIRST YEAR VED ALTERNATIVE FUEL	ANNUAL TAX PETROL & DIESEL	ANNUAL TAX ALTERNATIVE FUEL	FIRST REG FEE	DELIVERY CHARGE	VAT @ 20% ON DELIVERY	TOTAL OTR COSTS	TOTAL OTR COSTS ALTERNATIVE FUEL
A	0	£0.00	£0.00	£0.00	£0.00	£55.00	£750.00	£150.00	£955.00	£955.00
B	1-50	£10.00	£0.00	£180.00	£170.00	£55.00	£750.00	£150.00	£965.00	£955.00
C	51-75	£30.00	£20.00	£180.00	£170.00	£55.00	£750.00	£150.00	£985.00	£975.00
D	76-90	£130.00	£120.00	£180.00	£170.00	£55.00	£750.00	£150.00	£1,085.00	£1,075.00
E	91-100	£165.00	£155.00	£180.00	£170.00	£55.00	£750.00	£150.00	£1,120.00	£1,110.00
F	101-110	£185.00	£175.00	£180.00	£170.00	£55.00	£750.00	£150.00	£1,140.00	£1,130.00
G	111-130	£210.00	£200.00	£180.00	£170.00	£55.00	£750.00	£150.00	£1,165.00	£1,155.00
H	131-150	£255.00	£245.00	£180.00	£170.00	£55.00	£750.00	£150.00	£1,210.00	£1,200.00
I	151-170	£645.00	£635.00	£180.00	£170.00	£55.00	£750.00	£150.00	£1,600.00	£1,590.00
J	171-190	£1,040.00	£1,030.00	£180.00	£170.00	£55.00	£750.00	£150.00	£1,995.00	£1,985.00
K	191-225	£1,565.00	£1,555.00	£180.00	£170.00	£55.00	£750.00	£150.00	£2,520.00	£2,510.00
L	226-255	£2,220.00	£2,210.00	£180.00	£170.00	£55.00	£750.00	£150.00	£3,175.00	£3,165.00
M	OVER 255	£2,605.00	£2,595.00	£180.00	£170.00	£55.00	£750.00	£150.00	£3,560.00	£3,550.00

VAT is calculated at 20%. VAT is not applicable to cars sold in the Channel Islands.

Cars with a list price of over £40,000 at first registration will pay an additional rate of £390 per year on top of annual tax ‘standard rate’, for five years from the start of the second licence, before returning to the rates listed above. This supplement does not apply to electric vehicles.

PEUGEOT 3 YEARS OF WARRANTY

All vehicles first registered in the UK and purchased from a UK PEUGEOT Retailer benefit from a PEUGEOT 2 year unlimited mileage manufacturer’s warranty and a free optional additional 1 year of warranty provided by the PEUGEOT RetailNetwork in the UK.

PEUGEOT ASSISTANCE

All new PEUGEOTs come with PEUGEOT Assistance, our breakdown assistance service.

PEUGEOT Assistance is available every minute of the day and night; 365 days of the year, for you and anyone else driving your PEUGEOT with your permission.

Full details are available at www.peugeot.co.uk

All information and prices correct at time of publication, but are subject to change at any time without prior notice (which may occur as a result of matters including, but not limited to, any changes in legislation and/or any changes by the government).

It is our policy to continually improve our vehicles in every way. To avoid any misunderstandings you are advised to check with your PEUGEOT Dealer the prices, specification (including colour), equipment, accessories and equipment relating to any PEUGEOT vehicle and the exact cost and availability prior to ordering.

Where a feature is described as an option in this publication it should be assumed that it is at extra cost unless specifically stated otherwise.

Issued by Sales and Marketing, PEUGEOT Motor Company PLC, Pinley House, Sunbeam Way, Coventry CV3 1ND.

NEW PEUGEOT 208 & E-208
EXPLORE THE RANGE



PEUGEOT
NEW 208 & E-208

[DOWNLOAD PDF VERSION](#) 

Join us:



All information and prices correct at time of publication, but are subject to change at any time without prior notice (which may occur as a result of matters including, but not limited to, any changes in legislation and/or any changes by the government). It is our policy to continually improve our vehicles in every way. To avoid any misunderstandings you are advised to check with your PEUGEOT Retailer the prices, specification (including colour), equipment, accessories and equipment relating to any PEUGEOT vehicle and the exact cost and availability prior to ordering. Where a feature is described as an option in this publication it should be assumed that it is at extra cost unless specifically stated otherwise.
Issued by Sales and Marketing, PEUGEOT Motor Company PLC, Pinley House, Sunbeam Way, Coventry CV3 1ND.





↓ Your
journey
starts here



Learn more
Book a Test Drive
Apply for Finance

CHARTERSPEUGEOT.COM