



NEW PEUGEOT 408 FIRST EDITION

September 2022
Version 1.0



New PEUGEOT 408 models come with the following equipment as standard:

Safety and Security

- ABS (Anti-lock Braking System) with EBFD (Electronic Brake Force Distribution) and EBA (Emergency Brake Assist)
- Automatic Post Collision Safety Brake (PCSB)
- Airbags: Adaptive driver and front passenger airbags (includes passenger airbag deactivation function)
- Airbags: Driver and front passenger side airbag
- Airbags: Front & rear curtain airbags
- Alarm - Perimeter, Volumetric and Anti-lift
- Automatic door locking when moving off
- Automatic hazard light activation upon heavy brake application
- Child locking functionality on rear doors - manual
- Deadlocking
- Electronic code immobiliser
- ESP (Electronic Stability Programme) with Hill Start Assist
- Front optimised safety headrests and rear retractable headrests (x3), height-adjustable.
- Seatbelts - front and rear outer with pyrotechnic pretensioners and force limiters
- Seatbelts - rear seat with central 3 point seatbelt
- Front and rear disc brakes
- Isofix child seat fittings (x2) in the second row
- Programmable cruise control and speed limiter
- Lane Keeping Assist
- Speed limit & traffic sign recognition and recommendation
- Driver Attention Alert
- Intelligent Speed Adaption
- Seatbelt unfastened on the move with audible and visual alert for front and rear seats
- Puncture repair and tyre inflation kit
- Locking wheel nuts
- Tyre under-inflation monitoring and detection (indirect)
- Exterior temperature indicator with ice warning
- AVAS: Acoustic Vehicle Alerting System. Generates a sound when travelling at low speed, audible outside the vehicle for pedestrian safety. Standard on all HYbrid versions

In Car Entertainment

- PEUGEOT i-CONNECT®
 - 10-inch (1920x720) HD fully customisable touch screen
 - DAB & AM/FM bi-tuner
 - Wireless MirrorScreen (with Apple Car Play, Android Auto)
 - Bluetooth (connect up to 2 phones)
 - Up to 8 Driver Profiles
 - USB Sockets (x4)

Interior Features

- Compact Automatic Gearbox impulse selector
- Glovebox with LED lighting
- 'Piano' keys: toggle switches to access main functions
- Luggage cover - conveniently attached to fastback
- Ski Hatch
- Rear central armrest with cupholders

Comfort and Convenience

- Electric power steering with reach and rake manually adjustable steering column
- Electric parking brake
- Multifunction trip computer
- 'One-touch' electric front & rear windows with pinch protection
- PEUGEOT i-Cockpit®:
 - 10.0" HD touchscreen
 - 10.0" Instrument Panel Display
 - Compact Multifunction Steering Wheel
- 'High Vent' air vent system
- 'Arch' design central console with storage
- Grab handles (x4), retractable
- Push button start
- Tailgate with heated rear windscreen
- Acoustic tinted windscreen
- Driving mode selector (PureTech: Eco/Normal/Sport, HYBRID: Electric/ Hybrid/Sport)
- Central front armrest with storage compartment
- Manual driving mode via steering mounted paddles
- 2x Keys (lock, unlocking, boot release, concealed key)
- 12V sockets - cabin & boot

Exterior Features

- Alloy Wheels featuring 'Star' centre cap with PEUGEOT shield
- Body coloured 'cat's ear' rear spoiler
- Body-coloured exterior door handles
- Model designation badges front and rear
- Metallic Paint - 'Obsession Blue'
- Black Diamond door mirrors
- Gloss black B Pillar
- Gloss back connecting strip between rear lights
- Lower body and wheel arch 'SUV style' protection

-Lighting and Visibility

- LED front and rear exterior lighting
- ECO LED headlights
- PEUGEOT signature 'fang' front daytime running lights
- PEUGEOT signature 'claw' rear daytime running lights
- Front windscreen wipers with 'Magic Wash'





FIRST EDITION (available with Plug-in Hybrid 225 Engine)

Standard Specification

Safety and Security

- Advanced Emergency Braking System with video camera & radar (AEBS3)
- Drive Assist Pack -
 - Rear Cross Traffic Alert (RCTA)
 - Adaptive Cruise Control (ACC) with Stop & Go function
 - Long Range Blind Spot Detection (BSD)
- Lane Position Assist (HIA 1.0)
- PEUGEOT SOS & Assistance

Comfort and Convenience

- 10" 3D Digital instrument panel display
- 180° Colour reversing camera with wash system
- Acoustic laminated front side windows
- Automatic Dual Zone Air Conditioning with Air Quality System (AQS3) & 'Clean Cabin' Technology linked to automatic air conditioning (exterior/interior air quality monitoring)
- Dark tinted rear side and tailgate windows
- Drive Mode Selector
- Driver Sport Pack - steering/accelerator/gearbox & digital engine sound (can be deactivated)
- Electric Folding Door Mirrors with courtesy approach lighting
- Front & Rear parking sensors
- Heated steering wheel
- PEUGEOT e-Remote Control*^ - vehicle charging and cabin pre-conditioning
- PEUGEOT Open & Go (keyless entry with 'proximity' locking and unlocking)
- Smart Electric Tailgate with pedestrian detection

Interior Features

- Aluminium door and boot sill trims
- Ambient Lighting - choice of 8 colours
- Cabin stitch detailing in 'Adamite' green
- Dynamic front seats with 'Fraxx knit' Tri-Material Alcantara® with 'Isabella' leather effect and cloth seat trim
- Frameless Electrochrome Interior Mirror
- Full grain leather steering wheel with 'Adamite' green stitching
- Interior roof lining 'Mistral' black
- Luxury Carpet Mats with 'Adamite' green stitching
- Sunvisors featuring concealable vanity mirrors with LED lighting



Exterior Features

- Front Grille with vertical body coloured 'stamping'
- PEUGEOT 'Lion' shield badging on front doors
- Metallic Paint - 'Obsession Blue'

Exterior Lighting and Visibility

- Full 3D LED rear lights with PEUGEOT 'Claw effect' daytime running lights and sequential 'welcome sequence'
- 'PEUGEOT Smartbeam' - High Beam Assist
- Ultra slim full matrix LED headlights with 5 lighting models

In Car Entertainment

- PEUGEOT i-CONNECT® Advanced*
 - Connected Navigation with TomTom Live Updates & Speedcam alerts*
 - 'Over the air' updates
 - Voice recognition with "OK PEUGEOT" command using natural language
- PEUGEOT Virtual i-Toggles® - customisable

Additional 'FIRST EDITION' Specification

- 20" 'Monolithe' Diamond Cut Alloy Wheels finished in matt onyx black
 - 7.4 kW Monophase Onboard Charger
 - 'Driver & Passenger Seat Pack'
 - Driver: AGR* certified seat, electric adjustment (with memory and 'welcome movement') for height, slide, backrest angle, 4-way lumbar and seat angle. Manual adjustment of 'cushion nose'
 - Passenger: electric adjustment for height, slide, backrest angle, 4-way lumbar.
 - Driver & Passenger: Heated Seats with Massage function - (3 stage seat heating and 8 pocket pneumatic massage system with 5 programmes)
- *AGR - Aktion für Gesunder Rücken

^{**} Additional terms and conditions apply to connected services, including customer acceptance of location sharing prior to activation.

^{**} Subject to subscription – after you have taken delivery of your vehicle, please subscribe on: <https://services-store.peugeot.co.uk/>

[^] The e-Remote Control service is only available via the MyPEUGEOT app, and required to subscribe to the service (free of charge)



20" 'Monolithe'
alloy wheel

	ENGINE	FUEL	HP	TITRE CODE (CRONOS DESCRIPTION)	CO ₂ g/km*	BASIC MRRP	VAT (£)	TOTAL MRRP	OTR COSTS	ON THE ROAD MRRP**	P11D VALUE (£)	HYBRID Electrical Range (EAER)**>>	2022/23 BIK %
FIRST EDITION	HYBRID 225 e-EAT8 8-speed Efficient Automatic Transmission	Hybrid	225	1PP6CBUR7AT0U1B0 (408 FIRSTED HYB225A)	27	35,370.83	7,074.17	42,445.00	805.00	43,250.00	43,195.00	39	12

CO2 figures, P11D values, BIK% and MRRP pricing shown above are for a standard vehicle without any additional optional equipment. CO2 figures are used to calculate Vehicle Excise Duty (VED) for the first registration of the vehicle as well as EAER range data and RDE2 compliance for BIK%. The addition of optional extras could increase the certified CO2 emission output or modify the EAER range. This in turn may affect the amount of VED payable upon registration, and, for company car drivers, the amount of Benefit in Kind (BIK) tax payable.

*For further information on CO2 and pricing for vehicles with optional equipment, please visit www.peugeot.co.uk and configure your chosen vehicle with your preferred options.

>> Plug-in Hybrid Electric Vehicle Range (EAER) for standard specification without factory fitted options. Factory fitted options may reduce Electric Vehicle Range.

Figures shown are for comparison purposes and should only be compared to the fuel consumption and CO2 values of other cars tested to the same technical standard.

The fuel consumption achieved, and CO2 produced, in real world conditions will depend upon a number of factors including, but not limited to: the accessories fitted (pre and post registration); variations in weather; driving styles and vehicle load. The WLTP (Worldwide Harmonised Light Vehicles Test Procedure) is used to measure fuel consumption and CO2 figures.**'On the Road' MRRP includes registration plates and delivery to retailer (including VAT), 12 months' Vehicle Excise Duty and new vehicle registration fee of £55. Excludes fuel and insurance."

All information and prices correct at time of publication, but are subject to change at any time without prior notice (which may occur as a result of matters including, but not limited to, any changes in legislation and/or any changes by the government).



- **Full LED technology** for exterior lighting including ultra-compact full Matrix LED headlights and instantly recognisable 'fang', accommodating the full LED daytime running lights and direction indicators

- **'408'** designation features front and rear

- Full LED lighting includes the **PEUGEOT 3-claw signature** at the rear 3D design with specific claw-to-claw sequential 'welcome sequence' upon unlocking the vehicle

- The **PEUGEOT shield** is proudly presented on the front doors


- Designed to direct air flow, the 'cat's ear' style **body coloured rear spoiler** optimises aerodynamics whilst creating a striking design detail

- The **20" 'Monolithe' alloy wheel** geometric design create a striking visual effect at low speed. New 'star' centre caps feature the PEUGEOT shield

- **Sharp lines**, sculpted and faceted bodywork play with light, unexpected from every angle,

- Stylish **vertical design front grille** body coloured subtly merges into the body work whilst proudly presenting the PEUGEOT shield

- Dynamic and inspirational **fastback design** contributes to the feline posture, exuding elegance and power whilst offering generous accommodation and practicality



- The latest-generation **PEUGEOT i-Cockpit®** with compact multi-function steering wheel, fully customisable instrument unit with **10" digital display** and **10" High Definition central touch-screen**, offer high-quality ergonomics and technology. Featuring a "high vent" architecture that places the airvents in front of occupants heads, the layout ensures the standard 10-inch central touchscreen is within easy reach of the driver whilst naturally integrating into the dashboard. The new PEUGEOT i-CONNECT Advanced infotainment system ensure the highest levels of connectivity, customisation, safety and ease of use.

- **Wireless mirroring** function allows smartphones to connect without using a cable. Two devices can be connected via Bluetooth at the same time for phone and music

- **Centre console** offers generous storage whilst the arch design places all the dynamic controls together next to the driver

- Fully configurable **virtual i-toggles** are positioned below the touchscreen to create an open book effect and provide easy shortcut access to favourite functions

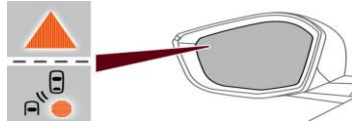
- **Dynamic front seats** with 'Fraxx knit' Tri-Material Alcantara® with 'Isabella' leather effect and cloth seat trim

- Compact and ergonomic **multifunction steering wheel** with heating option includes controls for radio, media, volume, telephone, driving aids and voice recognition.

The new PEUGEOT 408 is fitted with numerous driving and manoeuvring assistance systems to increase your comfort and safety.

Long Range Blind Spot Detection (up to 75m)

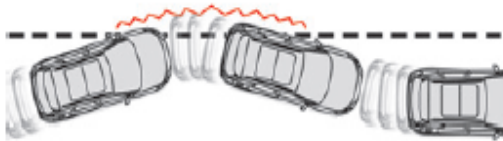
Using lateral ultrasound sensors to cover areas out of your field of vision along with the windscreen mounted camera, an LED illuminates in either side door mirror to alert to the presence of a car, lorry, motorbike or bicycle in your blind spot. The system works when overtaking a slower vehicle or when overtaken by a faster vehicle.



Lane Keeping Assist (LKA)

Monitoring longitudinal lane markings on the ground, if a deviation is detected across a lane marking without indicating, you are alerted by a flashing light on the digital instrument panel in the cabin.

In addition as soon as the system identifies a risk of accidentally crossing one of the marking lines detected on the ground, the steering is gradually corrected to keep the vehicle in lane, at speeds of over 40mph. For further peace of mind, road edge detection is also included to reduce the likelihood of the vehicle leaving the road in an accident.

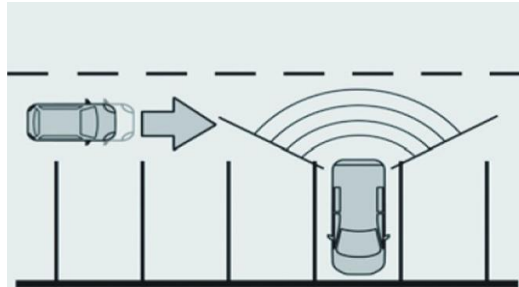


Lane Positioning Assist (HIA 1.0)

This intelligent system positions the car centrally with the middle of a lane, applying left and right trajectory corrections accordingly whilst the adaptive cruise control maintains speed and distance from the traffic ahead.

Rear Cross Traffic Alert

For safe reversing, this feature warns the driver about any obstacles that may be in the blind spot of the vehicle (cars, cyclists, motorbikes, etc) using the rear corner radars.



Active Safety Brake System


An intelligent autonomous braking system designed to avoid a collision or limit its severity by reducing the vehicle's speed. The system is triggered if the driver does not react quickly enough, by activating the vehicle's brakes.

It can identify obstacles as such:

- Vehicles
- Pedestrians
- Cyclists

Two systems are available on NEW 408

- V-AEB - Camera Advanced Emergency Braking (Allure PT130A)
- AEB53 - Radar and Camera Advanced Emergency Braking System to identify pedestrians and cyclists day and night



Full Matrix LED Headlights technology

The ultra-compact front lighting signature is decidedly contemporary and hi-tech. Combining elegance with strength, the front headlights mark the dynamism and identity of the new PEUGEOT 408.

This feature automatically adapts the headlight beams to the traffic conditions, maintaining optimal lighting without hindering other road users (such as oncoming vehicles or vehicles in front).

The system operates at night, out of a lighted area (< 5 lux) when the speed of the vehicle is more than 25 mph.

Five lighting modes specific to each driving situation are available and selected automatically: Town Mode, Country Mode, Motorway Mode, Foggy Mode, Levelling Mode.





New PEUGEOT 408 FIRST EDITION features a Plug-In HYbrid powertrain:-

- **HYbrid 225 e-EAT8** with efficient PureTech 180 engine combined with a 81kw electric motor engine

Key elements

Powertrains:

- Efficient Puretech 180 hp engine and 8-speed gearbox (e-EAT8) which accommodates the 81kw electric motor
This efficient combination delivers a combined power output of 225hp (132kW) for a lively and stimulating drive with immediate reactivity.

Battery:

- Li-Ion 12.4kWh (102kW)

Warranty:

- 8 year/100,000 mile (For 70% of original capacity)

EMP2 V3 platform

- The new EMP2 V3 platform has been developed to incorporate an ICE engine along with an electric motor whilst preserving space on board and boot volume. Particular attention was given to weight reduction and balance to achieve an awarding driving experience

Charging:

- New PEUGEOT 408 FIRST EDITION Plug-in HYbrid is fitted with a 7.4 kWh on board charger. A full charge can be achieved in 1 hour 40 mins when connected to a 7.4kW wallbox.

- Standard: 7.4kWh wall box, full charge in 1 hr 40 mins with 7.4kWh on board charger
- Domestic (AC): 1.8kWh from a regular socket, full charge in 7hrs 5 mins using an accessory charging cable

3 driving modes

- New PEUGEOT 408 FIRST EDITION Plug-in HYbrid versions feature a drive mode selector on the centre console offering a choice of 3 driving modes:

HYbrid - alternation of electric and internal combustion engine driving to optimise efficiency

Electric - 100% electric driving

Sport - uses all of the power of internal combustion and electric engines for maximum performance

HYBRID distinctive and exclusive details:

- Distinctive HYbrid badging on the rear tailgate
- Specific HYbrid graphics, animations and menus enabling easy access to key information on the move
- **e-SAVE FUNCTION** allows you to save or regenerate all or part of the battery for later use in the journey



SERVICES

MyPeugeot App:

Charge management: Control, plan, launch and check 408 plug-in HYbrid charging status remotely

Cabin pre-conditioning: Remotely plan and control the heating or cooling of the cabin prior to departure



HYBRID 225 e-EAT8			8-speed Efficient Automatic Transmission
PETROL ENGINE	Cubic capacity (cc)		1598
	Maximum power hp (kW)		180 (132) @ 6000
	Maximum torque lb/ft (Nm)		184 (250) @ 1750
	Stop and Start functionality		-
	Regulated Emission Standard		-
	Injection Type		Direct
	Service Interval		18,750 / 1 Year
ELECTRIC MOTOR	Electric motor (integrated with the e-EAT8 gearbox)		1 at the front
	Maximum power hp (kW)		110.4 (81) @ 2500
	Maximum torque lb/ft (Nm)		236 (320) @ 500 - 2500
	Battery		Li-ion
	Battery Warranty		8 year traction battery warranty
	Battery Capacity (kWh) / Battery Power (kW)		12.4 / 102
	Electric Range WLTP combined cycle (miles)		TBC - TBC
	Equivalent All Electric Range – EAER (miles)*		TBC
	On Board Charger (kW)		7.4kW
COMBINED PERFORMANCE	Combined Maximum power hp (kW)		225 (165)
	Combined Maximum torque lb/ft (Nm)		266 (360)
TRANSMISSION	Type		Automatic, Front wheel drive
	Number of gears		8
VEHICLE WEIGHT INFORMATION (KG)	Gross vehicle weight		2112
	Mass in service		TBC
	Kerb weight		TBC
	Gross train weight		3612
	Maximum braked trailer weight		TBC
	Maximum tow ball weight		TBC
PERFORMANCE (drive only) INFORMATION	Maximum speed in Sport mode / Electric (mph)		TBC
	Acceleration 0-62 mph driver only (sec)		TBC
FUEL CONSUMPTION AND EMISSIONS	WLTP V. Low / V. High Fuel Consumption	Fuel Consumption: Combined MPG (litres/100km) ^{AAA}	TBC
	Carbon Dioxide (CO2) emissions Combined (g/km)		TBC - TBC
FUEL	Capacity (litres)		40
REGULATED EMISSIONS	Carbon monoxide (mg/km)		TBC
	Total hydrocarbons (mg/km)		TBC
	Nitrogen Oxides (mg/km)		TBC
	Total Hydrocarbons + Nitrogen Oxides (mg/km)		-
	Particulate Matter (mg/km)		TBC
BRAKES	Front and rear discs		Front: 330mm / Rear: 290mm
SUSPENSION AND TYRES	Front suspension		Pseudo MacPherson
	Rear suspension		Twist Beam Axle
	Size - 17" tyres		-
	Size - 19" tyres		Michelin - 205/55 R19 97V - A class
	Size - 20" tyres		Goodyear - 245/40 R20 99V XL - A class
INSURANCE CODES	FIRST EDITION		TBC

The fuel consumption or electric range achieved, and CO2 produced (where applicable), in real world conditions will depend upon a number of factors including, but not limited to: the accessories fitted (pre and post registration); the starting charge of the battery; variations in weather; driving styles and vehicle load. The WLTP (Worldwide Harmonised Light Vehicles Test Procedure) is used to measure fuel consumption, electric range and CO2 figures.

Figures shown are for comparison purposes and should only be compared to the fuel consumption, electric range and CO2 values of other cars tested to the same technical standard.

^A 'LOW': Low speed city driving, representative of city centre driving, maximum 35mph.
^{AA} 'MEDIUM': Medium speed town driving, representative of town or suburban driving,
^{AAA} 'HIGH': High speed rural driving, representative of A-road or dual carriageway driving, maximum 60mph.
^{AA} 'EXTRA HIGH': Extra High speed motorway driving, representative of a typical European motorway, maximum 81mph.
^{AAA} 'COMBINED': A mixed journey average of all elements

Figures quoted reflect a range of configurations (including non-UK market vehicles) and are subject to changes resulting from ongoing product development, range evolutions, testing and evaluations.

EXTERNAL DIMENSIONS

Length (mm)	4687
Width (mm)	1848
Height (mm)	1478
Wheelbase (mm)	2787
Front / rear overhang (mm)	904/996
Front / rear track width (mm)	1589/1604

EXTERNAL DIMENSIONS FOR PARKING

Width with front / rear doors open (mm)	3650/3528
Width with door mirrors open / folded (mm)	2062/1859

INTERNAL DIMENSIONS

Number of seats	5
Front / rear elbow room (mm)	1428/1384
Front / rear shoulder room (mm)	1443/1446
Front / rear head room (mm) *	891 / 850

BOOT, STORAGE & FUEL TANK

Length with rear seat back up (mm)	972
Width between wheel housings (mm)	1052
Min. boot volume PURETECH/HYBRID (litres)	536/471
Min. boot volume PURETECH/HYBRID with FOCAL® HI-FI (litres)	508/454
Max. boot volume PURETECH/HYBRID (litres)	1611/1545
Max. boot volume PURETECH/HYBRID with FOCAL® HI-FI (litres)	1583/1528
Fuel tank capacity PURETECH/HYBRID (litres)	52/40

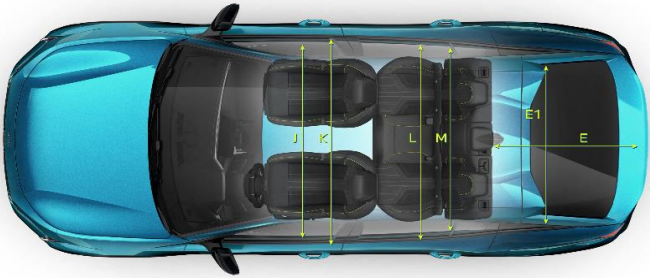
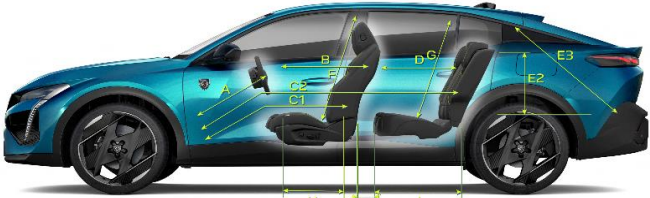
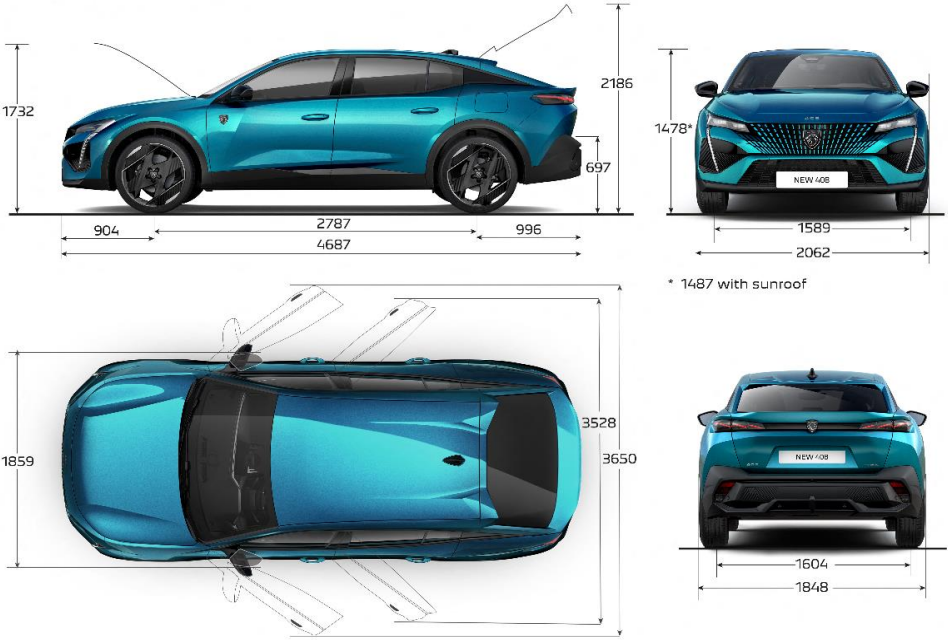


ICE :
536 L VDA
508L VDA (FOCAL)

PLUG-IN HYBRID :
471 L VDA
454 L VDA (FOCAL)

ICE :
1611 L VDA
1583 L VDA (FOCAL)

PLUG-IN HYBRID:
1545 L VDA
1528 L VDA (FOCAL)



A	718
B	597
C1	886
C2	1833
D	857
E	972
E1	1052
E2	464
E3	881
F	891
G	850
H	510
I	418
J	1428
K	1443
L	1384
M	1446
N	188

NEW PEUGEOT 408 - Further Information

Manufacturers Recommended Retail Price On The Road

The On the Road MRRP featured includes the following from April 2022:

Tax band	CO ₂ (g/km)	First Year VED	First Year VED Alternative Fuel	Annual Tax Petrol & Diesel	Annual Tax Alternative Fuel (HYBRID)	First Reg fee	Delivery Charge	VAT @ 20% on Delivery	Total OTR Costs Petrol & Diesel	Total OTR Costs Alternative Fuel (HYBRID)
A	0	£0.00	£0.00	£0.00	£0.00	£55.00	£625.00	£125.00	£805.00	£805.00
B	1-50	£10.00	£0.00	£165.00	£155.00	£55.00	£625.00	£125.00	£815.00	£805.00
C	51-75	£25.00	£15.00	£165.00	£155.00	£55.00	£625.00	£125.00	£830.00	£820.00
D	76-90	£120.00	£110.00	£165.00	£155.00	£55.00	£625.00	£125.00	£925.00	£915.00
E	91-100	£150.00	£140.00	£165.00	£155.00	£55.00	£625.00	£125.00	£955.00	£945.00
F	101-110	£170.00	£160.00	£165.00	£155.00	£55.00	£625.00	£125.00	£975.00	£965.00
G	111-130	£190.00	£180.00	£165.00	£155.00	£55.00	£625.00	£125.00	£995.00	£985.00
H	131-150	£230.00	£220.00	£165.00	£155.00	£55.00	£625.00	£125.00	£1,035.00	£1,025.00
I	151-170	£585.00	£575.00	£165.00	£155.00	£55.00	£625.00	£125.00	£1,390.00	£1,380.00
J	171-190	£945.00	£935.00	£165.00	£155.00	£55.00	£625.00	£125.00	£1,750.00	£1,740.00
K	191-225	£1,420.00	£1,410.00	£165.00	£155.00	£55.00	£625.00	£125.00	£2,225.00	£2,215.00
L	226-255	£2,015.00	£2,005.00	£165.00	£155.00	£55.00	£625.00	£125.00	£2,820.00	£2,810.00
M	Over 255	£2,365.00	£2,355.00	£165.00	£155.00	£55.00	£625.00	£125.00	£3,170.00	£3,160.00

VAT is calculated at 20%

VAT is not applicable to cars sold in the Channel Islands

Cars with a list price over £40,000 at first registration will pay an additional rate of £355 per year on top of annual tax 'standard rate', for five years from the start of the second licence, before returning to the rates listed above. (List price includes all factory options but excludes first year V

PEUGEOT 3 Years of Warranty

All vehicles first registered in the UK and purchased from a UK PEUGEOT Retailer benefit from a PEUGEOT 2 year unlimited mile age manufacturer's warranty and a free optional additional 1 year of warranty provided by the PEUGEOT Retailer Network in the UK

The traction battery on HYBRID versions benefits from an 8 year/100,000 mile warranty to 70% of its original capacity

PEUGEOT Assistance

All new PEUGEOT vehicles come with PEUGEOT Assistance, our breakdown assistance service.

PEUGEOT Assistance is available every minute of the day and night; 365 days of the year, for you and anyone else driving your PEUGEOT with your permission.

Full details are available at www.peugeot.co.uk

Terms and Conditions

All information and prices correct at time of publication, but are subject to change at any time without prior notice (which may occur as a result of matters including, but not limited to, any changes in legislation and/or any changes by the government).

It is our policy to continually improve our vehicles in every way. To avoid any misunderstandings you are advised to check with your PEUGEOT Retailer the prices, specification (including colour), equipment, accessories and equipment relating to any PEUGEOT vehicle and the exact cost and availability prior to ordering.

Where a feature is described as an option in this publication it should be assumed that it is at extra cost unless specifical ly stated otherwise.

Issued by Sales and Marketing, PEUGEOT Motor Company PLC, Pinley House, Sunbeam Way, Coventry CV3 1ND.





↓ Your
journey
starts here



Learn more
Book a Test Drive
Apply for Finance

CHARTERSPEUGEOT.COM