

NEW PEUGEOT 308 & 308 SW

PRICES - EQUIPMENT - TECHNICAL SPECIFICATIONS

Version 1.2 - Effective from 1st July 2022
2022.25 Model Year



NEW PEUGEOT 308 & 308 SW EXPLORE THE RANGE

STANDARD SPECIFICATION

Safety & Security

- ABS (Anti-lock Braking System) with EBD (Electronic Braking Distribution) and EBA (Emergency Braking Assistance)
- Airbags: Adaptive driver and front passenger airbags (includes passenger airbag deactivation function)
- Airbags: Driver and front passenger side airbag
- Airbags: Front & rear curtain airbags
- Alarm (Thatcham category 1 approved)
- Automatic door locking when moving off
- Automatic hazard light activation upon heavy brake application
- Automatic Post-Collision Braking System
- Child locking functionality on rear doors
- Deadlocking
- Electronic code immobiliser
- ESP (Electronic Stability Programme) with Hill Start Assist
- Front optimised safety headrests and rear retractable headrests (x3), height-adjustable
- Front three-point retractable seatbelts, with force limiters
- Front and rear disc brakes
- Isofix child seat fittings (x2) in the second row
- Programmable cruise control and speed limiter
- Lane Keeping Assist
- Speed limit & traffic sign recognition and recommendation
- Driver attention warning
- Intelligent Speed Adaption
- Seatbelt unfastened on the move with audible and visual alert for front and rear seats
- Puncture kit
- Locking wheel nuts
- Tyre pressure sensors
- Exterior temperature indicator with ice warning
- AVAS: Acoustic Vehicle Alerting System. Generates a sound when travelling at low speed, audible outside the vehicle for pedestrian safety. Standard on all PHEV versions



NEW PEUGEOT 308 & 308 SW EXPLORE THE RANGE

STANDARD SPECIFICATION

Comfort & Convenience

- Electric power steering with reach and rake adjustable steering column
- Electric parking brake
- Multifunction trip computer
- 'One-touch' electric front windows with pinch protection
- 'One-touch' electric rear windows with pinch protection
- PEUGEOT i-Cockpit®: 10.0 HD touchscreen
- Push button start
- Tailgate with heated rear windscreen & wiper blade
- Acoustic tinted windscreen
- Multi driving mode selector – Eco / Normal / Sport mode selector (Petrol & Diesel)
- Central front armrest with storage compartment
- Manual driving mode – change gear manually via steering mounted paddles
- 3.7kW monophasic On board charger Plug-in HYBRID
- Mode 3 type 2 cable for wall box charging Plug-in HYBRID

Interior Features

- Rear windscreen wiper triggered automatically in reverse gear
- Seating: -1/3 – 2/3 folding rear seat
- New compact Automatic Gearbox impulse selector
- Sport pedals with foot rest
- 'Piano' keys: black plated toggle switches to access main functions of the vehicle

In Car Entertainment

- Bluetooth® telephone facility (up to two phones at one time)
- DAB Radio (Digital Audio Broadcasting)
- Mirror Screen®: (Apple CarPlay™ & Android Auto)
- 6-Speaker radio
- 12 V socket

Exterior Features

- Body-colour exterior door handles
- Model designation badges front and rear
- Nera black door mirrors
- Gloss black B Pillar
- Body coloured rear spoiler

Lighting and Visibility

- Rear reversing lights
- Rear numberplate LED lights (x2)



NEW PEUGEOT 308 & 308 SW STANDARD EQUIPMENT BY VERSION

ACTIVE PREMIUM

AVAILABLE AS PETROL & DIESEL

With the perfect balance of character and strength, Active Premium is the perfect place to start your journey.

SAFETY AND SECURITY

- Active Safety Brake (pedestrians and cyclists)

COMFORT & CONVENIENCE

- Automatic air conditioning
- Electric, heated and power folding door mirrors. With LED indicator & approach lighting
- Electrochrome frameless rearview mirror
- Electric parking brake
- Parking sensors – rear
- PEUGEOT i-Cockpit® with 10 digital instrument panel display
- Centre console with two cup holders

INTERIOR FEATURES

- New multi-function split leather & gloss steering wheel
- Seating: driver and front passenger comfort seats
- Seating: 'Renze' Tri-Material cloth seat with 'Zeyphyr' grey stitch detail
 - Driver manual lumbar adjustment
 - Manual height, slide and backrest adjustment (driver and passenger)

IN CAR ENTERTAINMENT

- USB Socket (x2) front including 1 USB-C
- Voice recognition (radio, navigation and telephony features)

EXTERIOR FEATURES

- 16 'Auckland' alloy wheels
- Rear lower bumper grained black 'diffuser effect' trim
- Grained black rear cluster connecting strip (Hatchback only)

LIGHTING AND VISIBILITY

- EcoLED headlights
- LED daytime running lights
- Visibility pack:
 - Automatic headlights
 - Automatic windscreen wipers with 'Magic wash'
- Rear full LED PEUGEOT signature 'Claw effect' lights
- Manual headlight position corrector/adjustment



NEW PEUGEOT 308 & 308 SW STANDARD EQUIPMENT BY VERSION

ALLURE

AVAILABLE AS PETROL, DIESEL AND PLUG-IN HYBRID

Active Premium Specification +

SAFETY AND SECURITY

- Active Safety Brake (night function, cyclists & pedestrians)
- PEUGEOT Connect & SOS

COMFORT & CONVENIENCE

- Automatic air conditioning with AQS 3 (Air Quality System)
- Peugeot e-Remote Control (Plug-in Hybrid)*, control the charging program in your car's heating remotely.
- Electrochrome frameless rearview mirror (including ZEV indicator on PHEV)
- Dark tinted rear side and tailgate windows
- Front & Rear parking sensors
- Visio Park 1: 180° Colour Reversing Camera
- Multi driving mode selector
 - Eco mode & Sport mode (Petrol & Diesel)
 - Electric mode, Hybrid & Sport mode Plug-in HYBRID

INTERIOR FEATURES

- Seating: driver and front passenger comfort seats
- Seating: 'Falgo' Tri-Material with 'Isabella' leather effect and cloth seat trim with Mint stitch detail
 - Driver manual lumbar adjustment
 - Manual height, slide and backrest adjustment (driver and passenger)
- Interior ambient lighting to the door panels
- Ski Hatch – central armrest with cup holder
- Sunvisors with concealable mirrors & LED lighting

EXTERIOR FEATURES

- 17 'Calgary' diamond cut alloy wheels
- Front grille with horizontal chrome stamping
- Chrome exhaust surrounds
- Dichroic HYBRID badging
- Rear lower bumper gloss black 'diffuser effect' trim
- Gloss black rear cluster connecting strip (Hatchback only)

IN CAR ENTERTAINMENT

- USB Socket (x2) rear including 1 USB-C
- New PEUGEOT customisable i-Toggles®
- Connected 3D Navigation: includes TomTom® Live updates and speedcam alerts (3 year free subscription)**^
- New PEUGEOT i-Connect® (Activated by using 'OK PEUGEOT')

LIGHTING AND VISIBILITY

- High beam assist
- New PEUGEOT signature LED daytime running lights



*The e-Remote Control service is only available via the MyPEUGEOT app, and required to subscribe to the service (free of charge)

**Additional terms and conditions apply to connected services, including customer acceptance of location sharing prior to activation.

^Subject to subscription – after you have taken delivery of your vehicle, please subscribe on: <https://services-store.peugeot.co.uk>

NEW PEUGEOT 308 & 308 SW STANDARD EQUIPMENT BY VERSION

ALLURE PREMIUM

AVAILABLE AS PETROL, DIESEL AND PLUG-IN HYBRID

With added style and specification,
enjoy the ultimate in understated luxury.

Allure Specification +

SAFETY AND SECURITY

- Drive Assist Pack:
 - Rear cross traffic alert
 - Adaptive cruise control with Stop & Go function
 - Long range Blind Spot Detection

COMFORT & CONVENIENCE

- PEUGEOT Open & Go (keyless entry and push button start)

EXTERIOR FEATURES

- 17 'Halong' diamond cut alloy wheels

IN CAR ENTERTAINMENT

- Wireless Smartphone Charging
- Wireless connection for Android Auto / Apple Car Play™



NEW PEUGEOT 308 & 308 SW STANDARD EQUIPMENT BY VERSION

GT

AVAILABLE AS PETROL, DIESEL AND PLUG-IN HYBRID

The best of all worlds, sports styling combined with outstanding levels of efficiency and specification.

Allure Premium Specification +

COMFORT & CONVENIENCE

- Clean Cabin Technology linked to automatic air conditioning (using sensors to read the outside/inside air quality)
- Heated steering wheel
- Driver Sport Pack:
 - Personalised colour theme for digital display with specific colouring for PHEV versions
 - Sport adjustment to the steering and accelerator pedal

INTERIOR FEATURES

- New Multi-function full grain leather steering wheel with Adamite green stitching & GT badging
- 'Fraxx knit' Tri-Material Alcantara® with 'Isabella' leather effect and cloth seat
 - Driver manual lumbar adjustment
 - Manual height, slide and backrest adjustment (driver and passenger)
- Interior roof 'Mistral' black
- Carpet Mats
- Aluminium door sills

EXTERIOR FEATURES

- 18 'Kamakura' diamond cut two tone alloy wheels
- GT model designation badging (Petrol/ Diesel versions)
- Lion emblem badging on front wings
- Radiator grille: Dark chrome chequered
- Extended lower body sills to the front and side
- Gloss black roof rails (SW only)

LIGHTING AND VISIBILITY

- Full Matrix LED headlights (with automatic adjustment)
- Rear full LED 3D PEUGEOT new 'Claw effect' lights (with sequential 'welcome sequence' upon unlocking the vehicle)
- LED lighting within glovebox



NEW PEUGEOT 308 & 308 SW STANDARD EQUIPMENT BY VERSION

GT PREMIUM

AVAILABLE AS PETROL, DIESEL AND PLUG-IN HYBRID

The ultimate in luxury, any journey no matter the distance will leave you wanting for nothing.

GT Specification +

SAFETY AND SECURITY

- Drive Assist Pack Plus:
 - Lane positioning assist

COMFORT & CONVENIENCE

- Visio Park 3:
 - 360° HD colour camera system
- Door mirrors – auto dipping function in reverse gear
- Smart electric tailgate – with foot sensor and pedestrian detection (SW only)

INTERIOR FEATURES

- Seating:
 - AGR Driver seat
 - Electric driver adjustment with height, slide & backrest angle
 - Multi point massage
 - Front heated seats
 - Manual passenger seat adjustment with height, slide & backrest angle
 - Electric lumbar adjustment (4 ways)
 - Adjustable nose cushion

EXTERIOR FEATURES






- 18 'Portland' diamond cut two tone black alloy wheels

IN CAR ENTERTAINMENT

- Focal Premium HiFi 10HP system, with 4 tweeters, 2 woofers and 1 central speaker with sub-woofer (Hatch only)



NEW PEUGEOT 308 & 308 SW HATCHBACK PRICE LIST

	Engine	Fuel	RDE2 Compliant	HP	Titre Code (Dialog Description)	CO ₂ g/km*	Basic MRRP	Vat (£)	Total MRRP	On The Road Costs	On The Road MRRP	P11D Value (£)	2022/23 BIK %
 ACTIVE PREMIUM	1.2L PureTech 130 EAT8 S&S 8-speed Efficient Automatic Transmission	Petrol	YES	131	1PP5A5LM61T0A0B2 (308 ACTP PT130A)	128	20,320.83	4,064.17	24,385.00	995.00	25,380.00	25,135.00	30
	1.5L BlueHDi 130 EAT8 S&S 8-speed Efficient Automatic Transmission	Diesel	YES	131	1PP5A5LMK1T0A0B0 (308 ACTP B130A)	117	21,395.83	4,279.17	25,675.00	995.00	26,670.00	26,425.00	28
 ALLURE HYBRID	1.2L PureTech 130 EAT8 S&S 8-speed Efficient Automatic Transmission	Petrol	YES	131	1PP5A5PM61T0A0B2 (308 ALL PT130A)	129	21,862.50	4,372.50	26,235.00	995.00	27,230.00	26,985.00	30
	1.5L BlueHDi 130 EAT8 S&S 8-speed Efficient Automatic Transmission	Diesel	YES	131	1PP5A5PMK1T0A0B0 (308 ALL B130A)	119	22,937.50	4,587.50	27,525.00	995.00	28,520.00	28,275.00	29
	HYBRID 180 e-EAT8 8-speed Efficient Automatic Transmission	Hybrid	YES	180	1PP5A5QIZAT0A0B0 (308 ALL HYB180A)	25	27,387.50	5,477.50	32,865.00	805.00	33,670.00	33,605.00	8
 ALLURE PREMIUM HYBRID	1.2L PureTech 130 EAT8 S&S 8-speed Efficient Automatic Transmission	Petrol	YES	131	1PP5A5RM61T0A0B2 (308 ALLP PT130A)	129	22,612.50	4,522.50	27,135.00	995.00	28,130.00	27,885.00	30
	1.5L BlueHDi 130 EAT8 S&S 8-speed Efficient Automatic Transmission	Diesel	YES	131	1PP5A5RMK1T0A0B0 (308 ALLP B130A)	119	23,687.50	4,737.50	28,425.00	995.00	29,420.00	29,175.00	29
	HYBRID 180 e-EAT8 8-speed Efficient Automatic Transmission	Hybrid	YES	180	1PP5A5SIZAT0A0B0 (308 ALLP HYB180A)	25	28,137.50	5,627.50	33,765.00	805.00	34,570.00	34,505.00	8
 GT HYBRID	1.2L PureTech 130 EAT8 S&S 8-speed Efficient Automatic Transmission	Petrol	YES	131	1PP5A5TM61T0A0B2 (308 GT PT130A)	130	24,195.83	4,839.17	29,035.00	995.00	30,030.00	29,785.00	31
	1.5L BlueHDi 130 EAT8 S&S 8-speed Efficient Automatic Transmission	Diesel	YES	131	1PP5A5TMK1T0A0B0 (308 GT B130A)	121	25,270.83	5,054.17	30,325.00	995.00	31,320.00	31,075.00	29
	HYBRID 180 e-EAT8 8-speed Efficient Automatic Transmission	Hybrid	YES	180	1PP5A5UIZAT0A0B0 (308 GT HYB180A)	25	29,720.83	5,944.17	35,665.00	805.00	36,470.00	36,405.00	8
	HYBRID 225 e-EAT8 8-speed Efficient Automatic Transmission	Hybrid	YES	225	1PP5A5UNKAT0A0B0 (308 GT HYB225A)	26	30,887.50	6,177.50	37,065.00	805.00	37,870.00	37,805.00	12
 GT PREMIUM HYBRID	1.2L PureTech 130 EAT8 S&S 8-speed Efficient Automatic Transmission	Petrol	YES	131	1PP5A5VM61T0A0B2 (308 GTP PT130A)	131	25,495.83	5,099.17	30,595.00	1,035.00	31,630.00	31,345.00	31
	HYBRID 180 e-EAT8 8-speed Efficient Automatic Transmission	Hybrid	YES	180	1PP5A5ZIZAT0A0B0 (308 GTP HYB180A)	26	31,054.17	6,210.83	37,265.00	805.00	38,070.00	38,005.00	8
	HYBRID 225 e-EAT8 8-speed Efficient Automatic Transmission	Hybrid	YES	225	1PP5A5ZNKAT0A0B0 (308 GTP HYB225A)	26	32,220.83	6,444.17	38,665.00	805.00	39,470.00	39,405.00	12

CO2 figures, P11D values, BIK% and MRRP pricing shown above are for a standard vehicle without any additional optional equipment. CO2 figures are used to calculate Vehicle Excise Duty (VED) for the first registration of the vehicle as well as EAER range data and RDE2 compliance for BIK%. The addition of optional extras could increase the certified CO2 emission output or modify the EAER range. This in turn may affect the amount of VED payable upon registration, and, for company car drivers, the amount of Benefit in Kind (BIK) tax payable.

*For further information on CO2 and pricing for vehicles with optional equipment, please visit www.peugeot.co.uk and configure your chosen vehicle with your preferred options.






Figures shown are for comparison purposes and should only be compared to the fuel consumption and CO2 values of other cars tested to the same technical standard.

The fuel consumption achieved, and CO2 produced, in real world conditions will depend upon a number of factors including, but not limited to: the accessories fitted (pre

and post registration); variations in weather; driving styles and vehicle load. The WLTP (Worldwide Harmonised Light Vehicles Test Procedure) is used to measure fuel consumption and CO2 figures.***On the Road' MRRP includes registration plates and delivery to retailer (including VAT), 12 months' Vehicle Excise Duty and new vehicle registration fee of £55. Excludes fuel and insurance."

All information and prices correct at time of publication, but are subject to change at any time without prior notice (which may occur as a result of matters including, but not limited to, any changes in legislation and/or any changes by the government).

NEW PEUGEOT 308 & 308 SW SW PRICE LIST

	Engine	Fuel	RDE2 Compliant	HP	Titre Code (Dialog Description)	CO ₂ g/km*	Basic MRRP	Vat (£)	Total MRRP	On The Road Costs	On The Road MRRP	P11D Value (£)	2022/23 BIK %
 ACTIVE PREMIUM	1.2L PureTech 130 EAT8 S&S 8-speed Efficient Automatic Transmission	Petrol	YES	131	1PP5C5LM61T0A0B2 (308 SW ACTP PT130A)	129	21,320.83	4,264.17	25,585.00	995.00	26,580.00	26,335.00	30
	1.5L BlueHDi 130 EAT8 S&S 8-speed Efficient Automatic Transmission	Diesel	YES	131	1PP5C5LMK1T0A0B0 (308 SW ACTP B130A)	118	22,395.83	4,479.17	26,875.00	995.00	27,870.00	27,625.00	28
 ALLURE HYBRID	1.2L PureTech 130 EAT8 S&S 8-speed Efficient Automatic Transmission	Petrol	YES	131	1PP5C5PM61T0A0B2 (308 SW ALL PT130A)	131	22,829.17	4,565.83	27,395.00	1,035.00	28,430.00	28,145.00	31
	1.5L BlueHDi 130 EAT8 S&S 8-speed Efficient Automatic Transmission	Diesel	YES	131	1PP5C5PMK1T0A0B0 (308 SW ALL B130A)	121	23,937.50	4,787.50	28,725.00	995.00	29,720.00	29,475.00	29
	HYBRID 180 e-EAT8 8-speed Efficient Automatic Transmission	Hybrid	YES	180	1PP5C5QIZAT0A0B0 (308 SW ALL HYB180A)	25	28,387.50	5,677.50	34,065.00	805.00	34,870.00	34,790.00	8
 ALLURE PREMIUM HYBRID	1.2L PureTech 130 EAT8 S&S 8-speed Efficient Automatic Transmission	Petrol	YES	131	1PP5C5RM61T0A0B2 (308 SW ALLP PT130A)	131	23,579.17	4,715.83	28,295.00	1,035.00	29,330.00	29,045.00	31
	1.5L BlueHDi 130 EAT8 S&S 8-speed Efficient Automatic Transmission	Diesel	YES	131	1PP5C5RMK1T0A0B0 (308 SW ALLP B130A)	121	24,687.50	4,937.50	29,625.00	995.00	30,620.00	30,375.00	29
	HYBRID 180 e-EAT8 8-speed Efficient Automatic Transmission	Hybrid	YES	180	1PP5C5SIZAT0A0B0 (308 SW ALLP HYB180A)	25	29,137.50	5,827.50	34,965.00	805.00	35,770.00	35,690.00	8
 GT HYBRID	1.2L PureTech 130 EAT8 S&S 8-speed Efficient Automatic Transmission	Petrol	YES	131	1PP5C5TM61T0A0B2 (308 SW GT PT130A)	131	25,162.50	5,032.50	30,195.00	1,035.00	31,230.00	30,945.00	31
	1.5L BlueHDi 130 EAT8 S&S 8-speed Efficient Automatic Transmission	Diesel	YES	131	1PP5C5TMK1T0A0B0 (308 SW GT B130A)	121	26,270.83	5,254.17	31,525.00	995.00	32,520.00	32,275.00	29
	HYBRID 180 e-EAT8 8-speed Efficient Automatic Transmission	Hybrid	YES	180	1PP5C5UIZAT0A0B0 (308 SW GT HYB180A)	25	30,720.83	6,144.17	36,865.00	805.00	37,670.00	37,590.00	8
	HYBRID 225 e-EAT8 8-speed Efficient Automatic Transmission	Hybrid	YES	225	1PP5C5UNKAT0A0B0 (308 SW GT HYB225A)	26	31,887.50	6,377.50	38,265.00	805.00	39,070.00	38,990.00	12
 GT PREMIUM HYBRID	1.2L PureTech 130 EAT8 S&S 8-speed Efficient Automatic Transmission	Petrol	YES	131	1PP5C5VM61T0A0B2 (308 SW GTP PT130A)	131	26,495.83	5,299.17	31,795.00	1,035.00	32,830.00	32,545.00	31
	HYBRID 180 e-EAT8 8-speed Efficient Automatic Transmission	Hybrid	YES	180	1PP5C5ZIZAT0A0B0 (308 SW GTP HYB180A)	26	32,054.17	6,410.83	38,465.00	805.00	39,270.00	39,190.00	8
	HYBRID 225 e-EAT8 8-speed Efficient Automatic Transmission	Hybrid	YES	225	1PP5C5ZNKAT0A0B0 (308 SW GTP HYB225A)	26	33,220.83	6,644.17	39,865.00	805.00	40,670.00	40,590.00	12

CO2 figures, P11D values, BIK% and MRRP pricing shown above are for a standard vehicle without any additional optional equipment. CO2 figures are used to calculate Vehicle Excise Duty (VED) for the first registration of the vehicle as well as EAER range data and RDE2 compliance for BIK%. The addition of optional extras could increase the certified CO2 emission output or modify the EAER range. This in turn may affect the amount of VED payable upon registration, and, for company car drivers, the amount of Benefit in Kind (BIK) tax payable.

*For further information on CO2 and pricing for vehicles with optional equipment, please visit www.peugeot.co.uk and configure your chosen vehicle with your preferred options.

Figures shown are for comparison purposes and should only be compared to the fuel consumption and CO2 values of other cars tested to the same technical standard.

The fuel consumption achieved, and CO2 produced, in real world conditions will depend upon a number of factors including, but not limited to: the accessories fitted (pre

and post registration); variations in weather; driving styles and vehicle load. The WLTP (Worldwide Harmonised Light Vehicles Test Procedure) is used to measure fuel consumption and CO2 figures.***On the Road' MRRP includes registration plates and delivery to retailer (including VAT), 12 months' Vehicle Excise Duty and new vehicle registration fee of £55. Excludes fuel and insurance."

All information and prices correct at time of publication, but are subject to change at any time without prior notice (which may occur as a result of matters including, but not limited to, any changes in legislation and/or any changes by the government).

Due to the ongoing worldwide shortage of components affecting all industries, specification on vehicles may vary. This could include but not limited to items such as Parking Sensors, Wireless Charging Plate, and 3D Quartz Cluster. Please contact your Retailer for the latest information.

NEW PEUGEOT 308 & 308 SW REINVENTING THE DRIVING EXPERIENCE

PEUGEOT i-Cockpit®

The PEUGEOT i-Cockpit® is part of PEUGEOT's Design language. With each generation, it is enhanced and modernised. With new 308, it marks a clear change in terms of ergonomics, quality, design and technology.

The PEUGEOT i-Cockpit®, comprises of the following key features:

Configurable 10.0" head-up digital instrument panel

Available as standard across the new PEUGEOT 308 range, this 10.0" 100% digital screen can be customised to suit the driver's needs. As the panel is positioned higher, it is closer to the road and is more within the driver's field of vision. This can increase safety when compared to a conventional setup where the dials sit within the wheel, further from the road.

The crisp and colourful graphics within the instrument panel can be adapted to give a variety of display modes some of which include:

- Connected Navigation
- Radio/Media
- Driving Aids
- Energy flow (Plug-in HYBRID)

In addition to the above a 'Personal' mode can also be configured, for optimum comfort.



PEUGEOT i-Cockpit®



*Sport Mode (ICE)



New compact Automatic Gearbox impulse selector

Linked to the Efficient 8- Speed Automatic Transmission (EAT8) with Quickshift Technology. This stylish gearbox control with its ergonomic design complements the PEUGEOT i-Cockpit®. This compact gearbox control even helps to free up space within the cabin.

Operation is intuitive and smooth, for the more exuberant driver a manual driving mode is also available, changes can be performed seamlessly via the steering column mounted paddles.

NEW PEUGEOT 308 & 308 SW REINVENTING THE DRIVING EXPERIENCE

PEUGEOT i-Cockpit®

New compact multi-function steering wheel

Compact dimensions coupled with a re-designed shape enhance every journey in new PEUGEOT 308. Out on the road the compact dimensions increase the visibility of the cars instruments whilst in the corners it provides heightened responses and improved agility.

The new compact multi-function steering wheel includes sensors which can detect the drivers grip on the steering wheel when using the driving aids such as Adaptive Cruise Control.

The new compact multi-function steering wheel includes controls for the radio, media, volume, Telephone, driving aids & voice recognition.

From GT level you can enjoy the comfort of a heated steering wheel.



i-Toggles®



10.0" high definition (HD) capacitive touchscreen

With crystal clear graphics, the 10.0" capacitive touchscreen houses several key technological features on the new PEUGEOT 308. Capacitive technology helps to give smartphone levels of responsiveness whilst multi-touch technology brings greater levels of functionality. In keeping with the PEUGEOT i-Cockpit® theme, the touchscreen is angled towards the driver.

From Allure you will enjoy the virtual i-Toggles® which are a second touch-sensitive screen. Each i-Toggle is a virtual shortcut key which can be completely customised to your needs.

The new i-Connect® function will also allow you easier access to applications by saying 'OK PEUGEOT' followed by your command.

From Allure Premium enjoy charging wirelessly with the new 308's wireless smartphone charging plate (phone must be compatible), which also allows you to connect wirelessly to the car using Android Auto or Apple Car Play™

NEW PEUGEOT 308 & 308 SW HIGH-END DESIGN

STYLE & PRACTICALITY

THE SILHOUETTE OF THE NEW PEUGEOT 308 IS DYNAMIC FROM EVERY ANGLE.

Its sleek, athletic lines with bold proportions emphasise a powerful personality.

The assertive verticality of the large grille continues with a long bonnet. The rear end is muscular and powerful, its aerodynamics boosted by its lowered roof line. It is visibly larger, sitting firmly on its wheels.

The distinguished and streamlined profile reveals its athletic look.



It is the first vehicle to feature the new PEUGEOT badge, the brand's timeless identity, combining history and ultra-modernity. This emblem, with its contemporary typeface, is displayed proudly on the radiator grille. The bonnet sports the 308 monogram, with a front end signalling the new look.

The ultra-compact front lighting signature is decidedly contemporary and hi-tech. Combining elegance with strength, the front headlights mark the dynamism and identity of the new PEUGEOT 308.

The hi-tech and modern rear lighting signature is accompanied by ultra-compact Full LED lights or Full LED 3D lights, with specific claw-to-claw illumination (with sequential 'welcome sequence' upon unlocking the vehicle - Standard from GT trim).



NEW PEUGEOT 308 & 308 SW HIGH-END DESIGN

STYLE & PRACTICALITY

The new PEUGEOT 308 SW present a powerful stance, reinforced by an extended bonnet and a set-back windscreen.

The athletic and distinguished profile present aerodynamic lines and a muscular rear end. The stylish glossy back roof bars, also standard from GT trim, elegantly enhance the fluidity of its longer body style.



Practicality

The boot volume of the new PEUGEOT 308 SW offers practicality, with a minimum volume of up to 608 Litres and by folding the rear seats, which feature a 40/20/40 split, a maximum of up to 1634 Litres is achieved.

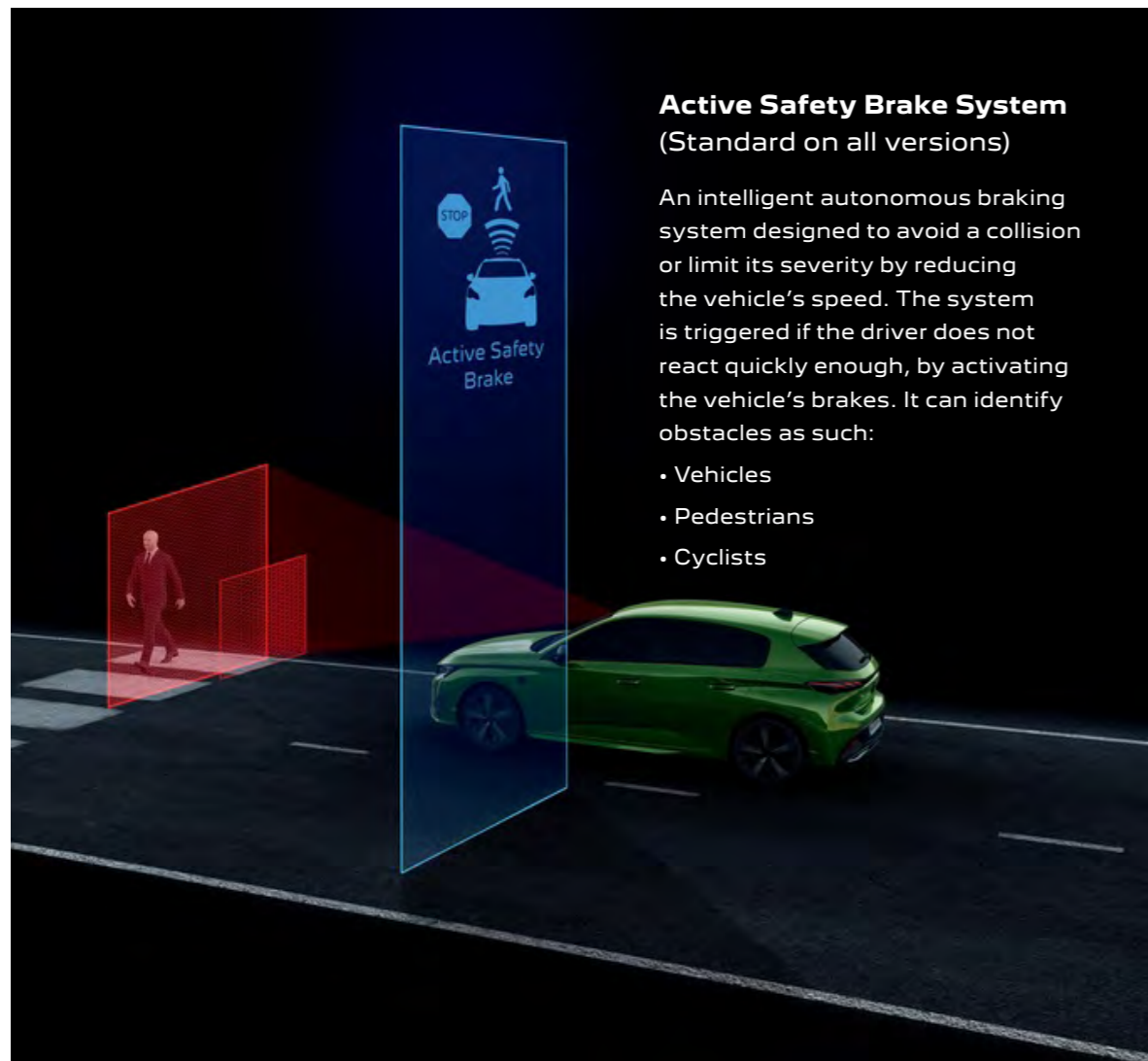
GT Premium versions of the new PEUGEOT 308 SW benefit from the smart electric tailgate as standard, which is operated with a foot sensor under the bumper. Making loading the vehicle hands free even easier.



NEW PEUGEOT 308 & 308 SW EXPLORE THE RANGE

SAFETY TECHNOLOGY

The new PEUGEOT 308 is fitted with numerous driving and manoeuvring assistance systems to increase your comfort and safety.



Active Safety Brake System (Standard on all versions)

An intelligent autonomous braking system designed to avoid a collision or limit its severity by reducing the vehicle's speed. The system is triggered if the driver does not react quickly enough, by activating the vehicle's brakes. It can identify obstacles as such:

- Vehicles
- Pedestrians
- Cyclists

Adaptive Cruise Control with Stop Function (ACC Stop) (Standard from Allure Premium models)

The ACC Stop and Go system, which can be controlled via steering wheel with the new Peugeot 308, provides two key functions:

- Automatically maintains vehicle speed at the reference speed set by the driver
- Automatically adjusts vehicle speed to keep a safe distance from the vehicle in front, in line with the setting selected by the driver.

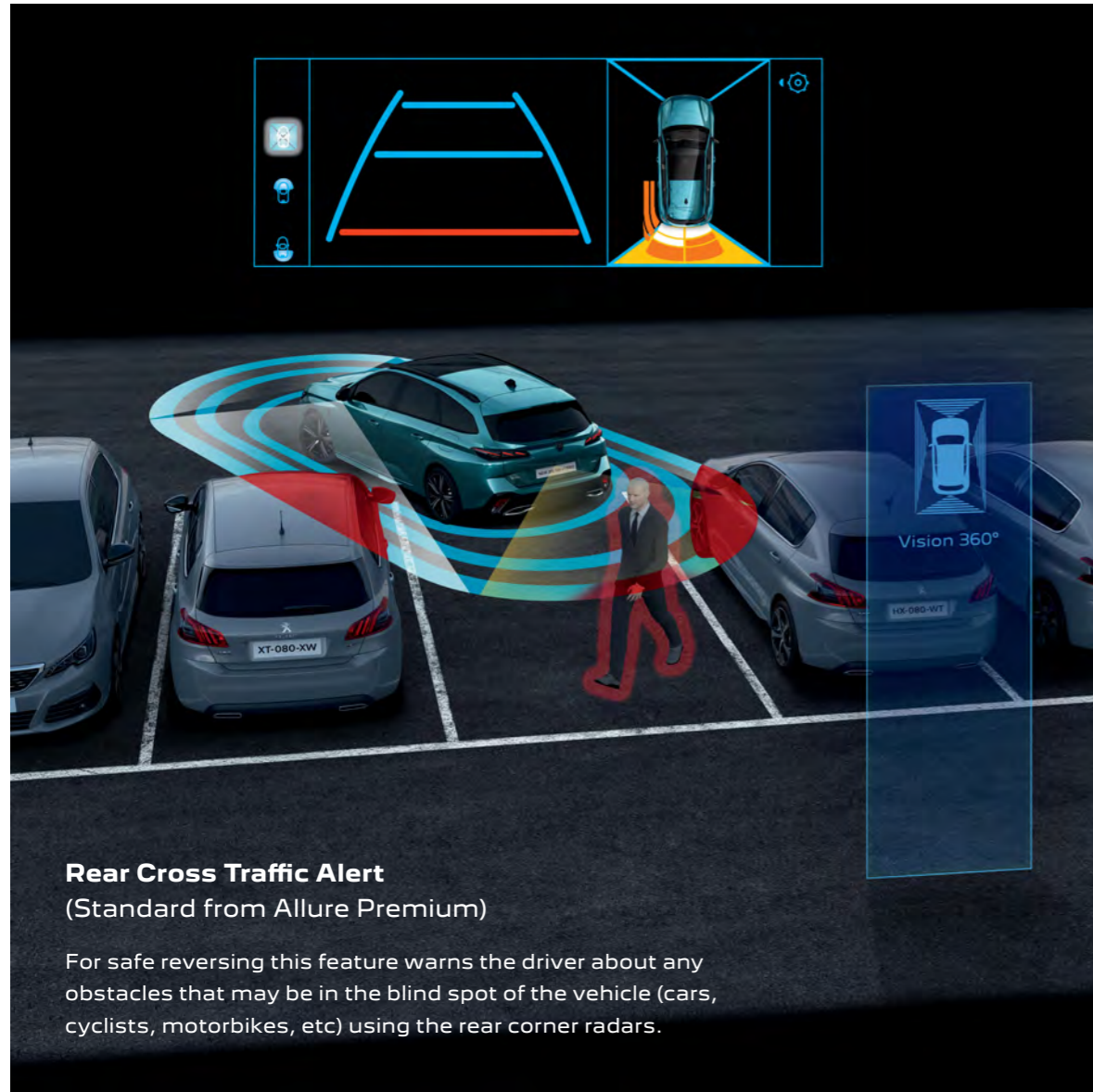


Long Range Blind Spot Detection (up to 75 meters) (Standard from Allure Premium)

Using lateral ultrasound sensors to cover areas out of your field of vision along with the windscreen mounted camera, an LED illuminates in either side door mirror to alert to the presence of a car, lorry, motorbike or bicycle in your blind spot. The system works when overtaking a slower vehicle or when overtaken by a faster vehicle.

NEW PEUGEOT 308 & 308 SW EXPLORE THE RANGE

SAFETY TECHNOLOGY



Full Matrix LED Headlights technology (Standard from GT)

The ultra-compact front lighting signature is decidedly contemporary and hi-tech. Combining elegance with strength, the front headlights mark the dynamism and identity of the new PEUGEOT 308.

This feature automatically adapts the headlight beams to the traffic conditions, maintaining optimal lighting without hindering other road users (such as oncoming vehicles or vehicles in front).



Lane Keeping Assist

A system that monitors longitudinal lane markings on the ground. If a deviation is detected across a lane marking, you are alerted by a flashing indicator on the digital instrument panel in the cabin.

In addition as soon as the system identifies a risk of accidentally crossing one of the marking lines detected on the ground, the steering is gradually corrected to keep the vehicle in lane, at speeds of over 40mph. For further peace of mind, road edge detection is also included to reduce the likelihood of the vehicle leaving the road in an accident.

Lane Positioning Assist (standard on GT Premium)

This intelligent system positions the car centrally with the middle of a lane, applying left and right trajectory corrections accordingly whilst the adaptive cruise control maintain speed and distance from the traffic ahead.

NEW PEUGEOT 308 & 308 SW PLUG-IN HYBRID ELECTRIC PLUG-IN HYBRID WITHOUT COMPROMISE

LIVE THE POWER OF CHOICE

Plug-in HYBRID powertrain:

The new PEUGEOT 308 plug-in HYBRID is available with two options:

- HYBRID 180 e-EAT8 with our efficient Puretech 150 engine combined with a 81kw electric engine.
- HYBRID 225 with our efficient Puretech 180 engine combined with a 81kw electric engine.

The new PEUGEOT 308 plug-in HYBRID features the following key elements:

TECHNICAL

Efficient Puretech 150 /180 engine combined with a 81kw electric engine, complete with the electrified EAT8 gearbox (e-EAT8).

This efficient combination gives you a combined power output of either 180hp (110kW) or 225hp (132kW) as well as a lively and stimulating drive with immediate reactivity.

Battery: Li-Ion 12.4kWh (102kW)

Warranty: 8 year/100,000 mile
(For 70% of original capacity)

EMP2 V3 platform

The new EMP2 V3 platform has been developed to incorporate an ICE engine along with an electric motor whilst preserving space on board and boot volume. Particular attention was given to weight reduction and balance to make sure the driving experience in the PEUGEOT 308 is as rewarding as possible.

Charging flexibility with 2 modes available

Domestic (AC): 1.8kWh from a domestic 3-pin socket, full charge in 7hrs 05mins (accessory cable needed)

Standard: 7.4kWh from a wall box, full charge in 3 hr 50mins

Standard: 7.4kWh from a wall box, full charge in 1 hr 55 mins (with optional 7.4kWh on board charger)

USAGE

3 driving modes

In the new PEUGEOT 308 plug-in HYBRID you will be able to choose between 3 driving modes:

Hybrid – alternation of electric and internal combustion engine driving to optimise the use of energies

Electric – allows for 100% electric driving

Sport – uses all of the power of internal combustion and electric engines for maximum performance



NEW PEUGEOT 308 & 308 SW PLUG-IN HYBRID ELECTRIC PLUG-IN HYBRID WITHOUT COMPROMISE

LIVE THE POWER OF CHOICE



New 308 SW



PLUG-IN HYBRID SERVICES

MyPeugeot App

Charge management Control, plan, launch and check the vehicle's charge remotely.

Climate preset Remotely plan and control the heating or air conditioning in the interior of your car.

e-Coaching Consumption logs and statistics.

Home charging

The new PEUGEOT 308 comes with a Mode 3 Type 2 cable as standard (6 metre length), which will charge the vehicle in 3 hour 50 mins on a 7kW charging point. We recommend installing a wall box at home and PEUGEOT will refer you to their specialist charging partner, who are fully approved for the homecharge grant contribution from the government.

Public Charging

Free 6 month charging subscription through the BP pulse network*.



PLUG-IN HYBRID STYLING

The new PEUGEOT 308 plug-in HYBRID comes with distinctive and exclusive touches:

'Distinctive HYBRID badging on the rear tailgate.'

The new PEUGEOT 308 features specific technological animations and menus on the touchscreen so that you can access easily all the information needed.

'Specific HYBRID graphics available through the New i-Cockpit® & Touchscreen.'

e-SAVE FUNCTION allows you to save or regenerate all or part of the battery for later use during your journey.








New 308

*Customers are required to provide credit / debit card details to their account when signing up for any electricity used to be charged to. £7.85 per month payable after the first 6 months for ongoing subscription.

Peugeot Motor Company reserve the right to amend or withdraw the offer at any time without prior notice.

NEW PEUGEOT 308 & 308 SW CHOOSE YOUR OPTIONS (1/3)






KEY: ● STANDARD ○ OPTIONAL — UNAVAILABLE

	OPTION CODE	 ACTIVE PREMIUM	 ALLURE	 ALLURE PREMIUM	 GT	 GT PREMIUM	Basic RRP £ Excluding VAT	VAT @ 20%	Total RRP £ Including VAT
PAINT									
Olivine Green (Hatchback)	M0M1	●	●	●	●	●	0.00	0.00	0.00
Avatar Blue (SW)	M0BK	●	●	●	●	●	0.00	0.00	0.00
Bianca White	P0WP	○	○	○	—	—	229.17	45.83	275.00
Metallic paint	M0..	○	○	○	○	○	454.17	90.83	545.00
Special / pearlescent paint	M6../M5..	—	○	○	○	○	579.17	115.83	695.00
SAFETY AND SECURITY									
Drive Assist Pack - Rear cross traffic alert, Adaptive cruise control with Stop & Go function & Long range Remove Blind Spot Detection	ZVEN	—	○	●	●	●	458.33	91.67	550.00
Drive Assist Pack Plus: Lane Positioning Assist	ZVEP	—	—	○	○	●	166.67	33.33	200.00
COMFORT AND CONVENIENCE									
PEUGEOT Open & Go system (keyless entry)	YD04	—	○	●	●	●	333.33	66.67	400.00
Heated steering wheel	I301	—	○	○	●	●	125.00	25.00	150.00
Visio Park 3: 360 Colour camera system	1G18	—	—	○	○	●	416.67	83.33	500.00
FOCAL Premium HiFi 10HP	6F04	—	—	—	○	●***	666.67	133.33	800.00
Smart electric tailgate - with foot sensor and pedestrian detection (SW only)	D501	—	—	—	○	●	708.33	141.67	850.00
7.4 kW monophasic On board charger (PLUG-IN HYBRID versions)	LZ02	—	○	○	○	○	250.00	50.00	300.00

*** Only standard on 308 Hatch GT Premium – Optional on 308 SW GT Premium






NEW PEUGEOT 308 & 308 SW CHOOSE YOUR OPTIONS (2/3)

KEY: ● STANDARD ○ OPTIONAL — UNAVAILABLE

	OPTION CODE	 ACTIVE PREMIUM	 ALLURE	 ALLURE PREMIUM	 GT	 GT PREMIUM	Basic RRP £ Excluding VAT	VAT @ 20%	Total RRP £ Including VAT
INTERIOR FEATURES									
Boot load restraining net (SW only)	NM02	○	○	○	○	○	45.83	9.17	55.00
Seating: Nappa Naboo full grain leather trim with AGR - electric driver adjustment, memory: height, slide, backrest angle, electric lumbar adjustment (4 ways), adjustable seat cushion & multi-point massage. Passenger: Manual seat adjustment, slide, backrest angle with rotary button, height, electric lumbar adjustment & multi-point massage	DAFX	—	—	—	○	—	1,708.33	341.67	2,050.00
Seating: Nappa Naboo full grain leather trim with AGR - electric driver adjustment, memory: height, slide, backrest angle, electric lumbar adjustment (4 ways), adjustable seat cushion & multi-point massage. Passenger: Manual seat adjustment, slide, backrest angle with rotary button, height, electric lumbar adjustment & multi-point massage	DAFX	—	—	—	—	○	958.33	191.67	1,150.00
Seating: Nappa Mistral full grain leather seat trim with AGR - electric driver adjustment, memory: height, slide, backrest angle, electric lumbar adjustment (4 ways), adjustable seat cushion & multi-point massage. Passenger: Manual seat adjustment, slide, backrest angle with rotary button, height, electric lumbar adjustment, heating & multi-point massage	4HFX	—	—	—	○	—	1,708.33	341.67	2,050.00
Seating: Nappa Mistral full grain leather seat trim with AGR - electric driver adjustment, memory: height, slide, backrest angle, electric lumbar adjustment (4 ways), adjustable seat cushion & multi-point massage. Passenger: Manual seat adjustment, slide, backrest angle with rotary button, height, electric lumbar adjustment, heating & multi-point massage	4HFX	—	—	—	—	○	958.33	191.67	1,150.00
EXTERIOR FEATURES									
Tow bar: manually retractable with 13-pin harness and TSM (trailer sway mitigation) system	AQ05	○	○	○	○	○	658.33	131.67	790.00
Opening glass roof with interior blind	TC07	—	—	—	○	○	916.67	183.33	1,100.00

NEW PEUGEOT 308 & 308 SW CHOOSE YOUR OPTIONS (3/3)

KEY: ● STANDARD ○ OPTIONAL — UNAVAILABLE

	OPTION CODE	 ACTIVE PREMIUM	 ALLURE	 ALLURE PREMIUM	 GT	 GT PREMIUM	Basic RRP £ Excluding VAT	VAT @ 20%	Total RRP £ Including VAT
CONNECTED 3D NAVIGATION SUBSCRIPTIONS									
10" capacitive colour touchscreen with Connected 3D Navigation: includes TomTom® Live updates and speedcam alerts (3 year free subscription)*^*. Also includes PEUGEOT Connect and SOS"	ZJ53	○	●	●	●	●	916.67	183.33	1,100.00
Connected 3D Navigation - 3 years*^	N/A	○	●	●	●	●	0.00	0.00	0.00
Connected 3D Navigation - 1 year extension (4 years total)*^	N/A	○	○	○	○	○	45.83	9.17	55.00
Connected 3D Navigation - 3 year extension (6 years total)*^	N/A	○	○	○	○	○	104.17	20.83	125.00
SPARE WHEEL PREPARATION (PETROL / DIESEL VARIANTS ONLY)									
ACTIVE PREMIUM (hatchback/SW)	ZHF4	○	—	—	—	—	16.67	3.33	20.00
ALLURE (Hatchback only - Not available on SW)	ZHW8	—	○	—	—	—	16.67	3.33	20.00
ALLURE PREMIUM (Hatchback only - Not available on SW)	ZHW9	—	—	○	—	—	16.67	3.33	20.00
GT** (Hatchback only - Not available on SW)	ZHX0	—	—	—	○	—	16.67	3.33	20.00

* Additional terms and conditions apply to connected services, including customer acceptance of location sharing prior to activation.


^ Subject to subscription – after you have taken delivery of your vehicle, please subscribe on: <https://services-store.peugeot.co.uk/>

** Only available without Focal Premium Hifi Option.

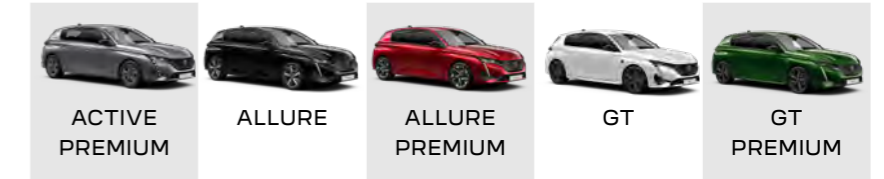
NEW PEUGEOT 308 & 308 SW EQUIPMENT (1/5)

KEY:

- STANDARD
- OPTIONAL
- UNAVAILABLE



	ACTIVE PREMIUM	ALLURE	ALLURE PREMIUM	GT	GT PREMIUM
SAFETY AND SECURITY					
ABS (Anti-lock Braking System) with EBD (Electronic Braking Distribution) and EBA (Emergency Braking Assistance)	●	●	●	●	●
Airbags: Adaptive driver and front passenger airbags (includes passenger airbag deactivation function)	●	●	●	●	●
Airbags: Driver and front passenger side airbag, front and rear curtain airbags	●	●	●	●	●
Alarm with anti-lift sensor (Thatcham category 1 approved)	●	●	●	●	●
Automatic door locking when moving off	●	●	●	●	●
Automatic hazard light activation upon heavy brake application	●	●	●	●	●
Automatic Post-Collision Braking System	●	●	●	●	●
AVAS: Acoustic Vehicle Alerting System. Generates a sound when travelling at low speed, audible outside the vehicle for pedestrian safety (Plug-in HYBRID versions)	—	●	●	●	●
Child locking functionality on rear doors	●	●	●	●	●
Deadlocking	●	●	●	●	●
Electronic code immobiliser	●	●	●	●	●
ESP (Electronic Stability Programme) with Hill Start Assist	●	●	●	●	●
Front optimised safety headrests and rear retractable headrests (x3), height-adjustable.	●	●	●	●	●
Front three-point retractable seatbelts, with force limiters	●	●	●	●	●
Front and rear disc brakes	●	●	●	●	●
Locking wheel nut	●	●	●	●	●
Isofix child seat fittings (x2) in the second row	●	●	●	●	●
Intelligent Speed Adaption	●	●	●	●	●




	ACTIVE PREMIUM	ALLURE	ALLURE PREMIUM	GT	GT PREMIUM
PEUGEOT Connect SOS and Assistance	○	●	●	●	●
Programmable cruise control and speed limiter	●	●	●	●	●
Drive Assist Pack - Rear cross traffic alert, Adaptive cruise control with Stop & Go function & Long range Blind Spot Detection	—	○	●	●	●
Drive Assist Pack Plus: Adaptive cruise control with Stop & Go function, Lane positioning assist (automatic gearbox)	—	—	○	○	●
Lane Keeping Assist	●	●	●	●	●
Rear Cross Traffic Alert	—	○	●	●	●
Speed limit recognition and recommendation	●	●	●	●	●
Active Safety Brake (pedestrians)	●	—	—	—	—
Active Safety Brake (Night function, cyclists, pedestrians)	—	●	●	●	●
Long range Blind Spot Detection	—	—	●	●	●
Driver attention warning	●	●	●	●	●
Seatbelt unfastened on the move audible and visual alert for front and rear seats	●	●	●	●	●
Space saver spare wheel preparation (Petrol & Diesel)	○	○	○	○	●
Puncture kit	●	●	●	●	●
Tyre pressure sensors	●	●	●	●	●
Exterior temperature indicator with ice warning	●	●	●	●	●

Due to the ongoing worldwide shortage of components affecting all industries, specification on vehicles may vary. This could include but not limited to items such as Parking Sensors, Wireless Charging Plate, and 3D Quartz Cluster. Please contact your Retailer for the latest information.

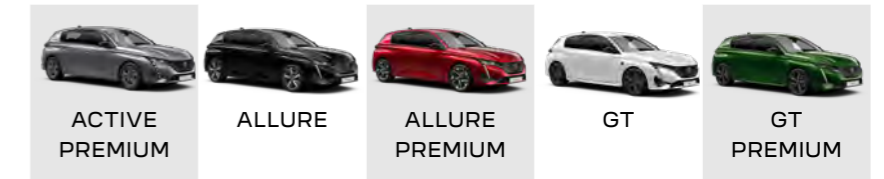
NEW PEUGEOT 308 & 308 SW EQUIPMENT (2/5)

KEY:

- STANDARD
- OPTIONAL
- UNAVAILABLE



COMFORT AND CONVENIENCE	ACTIVE PREMIUM	ALLURE	ALLURE PREMIUM	GT	GT PREMIUM
Automatic air conditioning	●	●	●	●	●
Automatic air conditioning with AQS 3 (Air Quality System)	—	●	●	●	●
Clean Cabin Technology	—	—	—	●	●
Acoustic tinted windscreen	●	●	●	●	●
Centre console with 2 cup holders	●	●	●	●	●
Central front armrest with storage compartment	●	●	●	●	●
Driver Sport Pack: - Personalised colour theme for digital display, Sport adjustment to the steering and accelerator pedal, Digital engine colouring for PHEV versions	—	—	—	●	●
Electric, heated and power folding door mirrors	●	●	●	●	●
Door mirrors - auto dipping function in reverse gear	—	—	—	—	●
Heated steering wheel	○	○	○	●	●
Frameless Electrochrome rear view mirror	●	●	●	●	●
Cyan LED 'Zero Emissions Driving' indicator light (Plug-in HYBRID)	—	●	●	●	●
Electric parking brake	●	●	●	●	●
3.7 kW monophase On board charger (Plug-in HYBRID versions)	●	●	●	●	●
Mode 3 type 2 cable for Wallbox charging (Plug-in HYBRID versions)	●	●	●	●	●
E-remote Control (Plug-in HYBRID)	—	●	●	●	●
Manual driving mode - change gear manually via steering mounted paddles	●	●	●	●	●
Electric power steering with reach and rake adjustable steering column	●	●	●	●	●
Smart electric tailgate - with foot sensor and pedestrian detection (SW only)	—	—	—	○	●




	ACTIVE PREMIUM	ALLURE	ALLURE PREMIUM	GT	GT PREMIUM
Multifunction trip computer	●	●	●	●	●
One-touch electric front windows with pinch protection	●	●	●	●	●
One-touch electric rear windows with pinch protection	●	●	●	●	●
Parking sensors - rear	●	—	—	—	—
Parking sensors - front & rear	—	●	●	●	●
Visio Park 1: 180° Colour Reversing Camera	—	●	●	●	●
Visio Park 3: 360° HD colour camera system	—	—	○	○	●
PEUGEOT i-Cockpit®: compact steering wheel	●	●	●	●	●
PEUGEOT i-Cockpit®: 10" HD colour touchscreen	●	●	●	●	●
PEUGEOT i-Cockpit® with 10" digital instrument panel display	●	●	●	●	●
PEUGEOT storage bag for charging cable Plug-in HYBRID	—	—	—	—	●
Multi driving mode selector - Eco / Normal / Sport mode selector (Petrol & Diesel)	●	●	●	●	●
Multi driving mode selector - Electric/HYBRID /Sport mode Plug-in HYBRID	—	●	●	●	●
Push button start	●	●	—	—	—
PEUGEOT Open & Go system (keyless entry)	—	○	●	●	●
Tailgate with heated rear windscreen & wiper blade	●	●	●	●	●
Rear windscreen wiper triggered automatically in reverse gear	●	●	●	●	●
Dark tinted rear side and tailgate windows	—	●	●	●	●

Due to the ongoing worldwide shortage of components affecting all industries, specification on vehicles may vary. This could include but not limited to items such as Parking Sensors, Wireless Charging Plate, and 3D Quartz Cluster. Please contact your Retailer for the latest information.

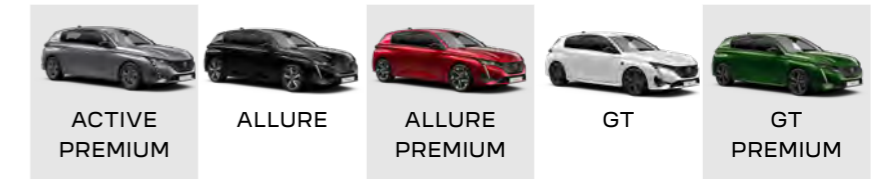
NEW PEUGEOT 308 & 308 SW EQUIPMENT (3/5)

KEY:

- STANDARD
- OPTIONAL
- UNAVAILABLE



INTERIOR FEATURES	ACTIVE PREMIUM	ALLURE	ALLURE PREMIUM	GT	GT PREMIUM
8-colour personalisable ambient lighting (door panels)	—	●	●	●	●
New compact Automatic Gearbox impulse selector	●	●	●	●	●
Sport pedals with foot rest	●	●	●	●	●
New multi-function split leather & gloss steering wheel	●	●	●	—	—
New Multi-function full grain leather steering wheel with 'Adamite' green stitching & GT badging	—	—	—	●	●
Ski Hatch with central rear armrest with cup holder (Hatch only)	—	●	●	●	●
Central rear armrest with cup-holders (SW only)	—	●	●	●	●
LED lighting within glovebox	—	—	—	●	●
PEUGEOT aluminium door sills	—	—	—	●	●
'Piano' keys: black plated toggle switches to access main functions of the vehicle	●	●	●	●	●
Carpet mats	—	—	—	●	●
Roof lining - Light Grey	●	●	●	—	—
Roof lining - Mistral black	—	—	—	●	●
Seating: driver and front passenger seat mechanical height adjustment	●	●	●	●	●
Seating: Driver manual lumbar adjustment	●	●	●	●	●
Seating - 40/20/40 folding rear seats (SW only)	—	●	●	●	●
Seating: -1/3 – 2/3 folding rear seat	●	●	●	●	●
Two-position boot floor(SW Only) (fixed boot floor with access to the charging cable storage box on Plug-in HYBRID versions)	—	●	●	●	●
Rear flat folding seats (SW Only)	●	●	●	●	●




	ACTIVE PREMIUM	ALLURE	ALLURE PREMIUM	GT	GT PREMIUM
Seating: driver and front passenger comfort seats	●	—	—	—	—
Seating: driver and front passenger Dynamic seats	—	●	●	●	●
Seating: 'Renze' Tri-Material cloth seat	●	—	—	—	—
Seating: 'Falgo' Tri-Material with 'Isabella' leather effect and cloth seat	—	●	●	—	—
Seating: ' 'Fraxx knit' Tri-Material Alcantara® with 'Isabella' leather effect and cloth seat	—	—	—	●	●
Seating: Electric driver adjustment with height, slide & backrest angle	—	—	—	—	●
Seating: Driver and front Passenger Multi-point massage	—	—	—	—	●
Seating: Front heated seats (x2)	—	—	—	—	●
Seating: Electrix lumbar adjustment (4 ways) driver & passenger	—	—	—	—	●
Seating: Adjustable nose cushion for driver	—	—	—	—	●
Seating: Nappa Naboo full grain leather trim with AGR - electric driver adjustment, memory: height, slide, backrest angle, electric lumbar adjustment (4 ways), adjustable seat cushion & multi-point massage. Passenger: Manual seat adjustment, slide, backrest angle with rotary button, height, electric lumbar adjustment & multi-point massage	—	—	—	○	○
Seating: Nappa Mistral full grain leather seat trim with AGR - electric driver adjustment, memory: height, slide, backrest angle, electric lumbar adjustment (4 ways), adjustable seat cushion & multi-point massage. Passenger: Manual seat adjustment, slide, backrest angle with rotary button, height, electric lumbar adjustment, heating & multi-point massage	—	—	—	○	○

Due to the ongoing worldwide shortage of components affecting all industries, specification on vehicles may vary. This could include but not limited to items such as Parking Sensors, Wireless Charging Plate, and 3D Quartz Cluster. Please contact your Retailer for the latest information.

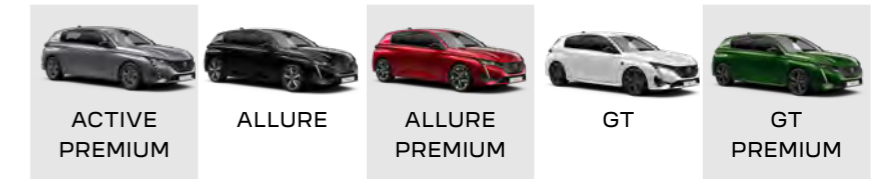
NEW PEUGEOT 308 & 308 SW EQUIPMENT (4/5)

KEY:

- STANDARD
- OPTIONAL
- UNAVAILABLE



EXTERIOR FEATURES	ACTIVE PREMIUM	ALLURE	ALLURE PREMIUM	GT	GT PREMIUM
Body-colour exterior door handles	●	●	●	●	●
Body-colour rear spoiler	●	●	●	●	●
Door mirror shells: Nera Black	●	●	●	●	●
Gloss black B pillar	—	●	●	●	●
Grained black rear cluster connecting strip	●	—	—	—	—
Gloss black rear cluster connecting strip	—	●	●	●	●
GT model designation badging on tailgate (Petrol/Diesel)	—	—	—	●	●
Lion emblem badging on front wings	—	—	—	●	●
Dichroic HYBRID badging	—	●	●	●	●
Model designation badges front and rear	●	●	●	●	●
Extended lower body sills to the front and side	—	—	—	●	●



	ACTIVE PREMIUM	ALLURE	ALLURE PREMIUM	GT	GT PREMIUM
Rear lower bumper grained black 'diffuser effect' trim	●	—	—	—	—
Rear lower bumper gloss black 'diffuser effect' trim	—	●	●	●	●
Exhaust pipe: twin chrome surrounds	—	●	●	●	●
Front grille with horizontal chrome stamping	—	●	●	—	—
Radiator grille: Dark chrome chequered	—	—	—	●	●
16 'Auckland' alloy wheels	●	—	—	—	—
17 'Calgary' diamond cut alloy wheels	—	●	—	—	—
17 'Halong' diamond cut alloy wheel	—	—	●	—	—
18 'Kamakura' diamond cut two tone alloy wheels	—	—	—	●	—
18 'Portland' diamond cut two tone black alloy wheels	—	—	—	—	●
Gloss black roof rails (SW only)	—	—	—	●	●


***HYBRID versions only.

Due to the ongoing worldwide shortage of components affecting all industries, specification on vehicles may vary. This could include but not limited to items such as Parking Sensors, Wireless Charging Plate, and 3D Quartz Cluster. Please contact your Retailer for the latest information.

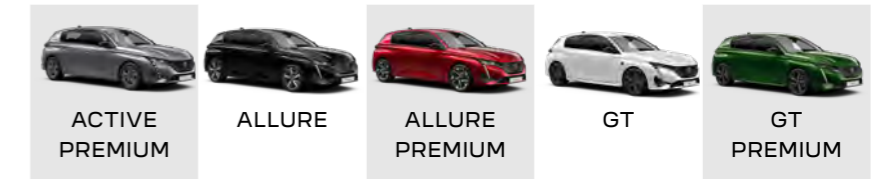
NEW PEUGEOT 308 & 308 SW EQUIPMENT (5/5)

KEY:

- STANDARD
- OPTIONAL
- UNAVAILABLE



LIGHTING AND VISIBILITY	ACTIVE PREMIUM	ALLURE	ALLURE PREMIUM	GT	GT PREMIUM
EcoLED Headlights	●	●	●	—	—
Full Matrix LED headlights (with automatic adjustment)	—	—	—	●	●
LED daytime running lights	●	—	—	—	—
New PEUGEOT signature LED daytime running lights	—	●	●	●	●
LED side indicator lights integrated into door mirrors	●	●	●	●	●
Rear numberplate LED lights (x2)	●	●	●	●	●
Rear full LED PEUGEOT signature 'Claw Effect' lights (with daylight function)	●	●	●	—	—
Rear full LED 3D PEUGEOT new 'claw effect' lights (with sequential 'welcome sequence' upon unlocking the vehicle)	—	—	—	●	●
Rear reversing lights	●	●	●	●	●
High Beam Assist	—	●	●	●	●
Visibility pack: automatic lights	●	●	●	●	●
Visibility pack: automatic windscreen wipers with magic wash	●	●	●	●	●
Visibility pack: 'follow me home' headlights	●	●	●	●	●
Manual headlight position corrector/adjustment	●	●	●	—	—



IN CAR ENTERTAINMENT	ACTIVE PREMIUM	ALLURE	ALLURE PREMIUM	GT	GT PREMIUM
Bluetooth® telephone facility	●	●	●	●	●
DAB Radio (Digital Audio Broadcasting)	●	●	●	●	●
Mirror Screen®: (Apple CarPlay™ & Android Auto) To be used with cable	●	●	●	●	●
Wireless Smartphone Charging	—	○	●	●	●
Wireless connection for Android Auto / Apple Car Play™	—	○	●	●	●
New PEUGEOT customisable i-Toggles®	—	●	●	●	●
6 Speaker radio	●	●	●	●	●
Focal® Premium HiFi 10HP system, with 4 tweeters, 2 woofers and 1 central speaker with sub-woofer	—	—	—	○	●**
USB Socket (x2) front including 1 USB-C	●	●	●	●	●
USB Socket (x2) rear including 1 USB-C	—	●	●	●	●
New PEUGEOT i-Connect® (Activated by using 'OK PEUGEOT')	—	●	●	●	●
Voice recognition (radio, navigation and telephony features)	●	●	●	●	●
Connected 3D Navigation: includes TomTom® Live updates and speedcam alerts (3 year free subscription)*^	○	●	●	●	●
12 V socket	●	●	●	●	●

*Additional terms and conditions apply to connected services, including customer acceptance of location sharing prior to activation.

** Only standard on 308 Hatch GT Premium – Optional on 308 SW GT Premium

^Subject to subscription – after you have taken delivery of your vehicle, please subscribe on: <https://services-store.peugeot.co.uk/>

Due to the ongoing worldwide shortage of components affecting all industries, specification on vehicles may vary. This could include but not limited to items such as Parking Sensors, Wireless Charging Plate, and 3D Quartz Cluster. Please contact your Retailer for the latest information.

NEW PEUGEOT 308 & 308 SW HATCHBACK PAINT

KEY: ● STANDARD ○ OPTIONAL — UNAVAILABLE

	OPTION CODE	ACTIVE PREMIUM	ALLURE	ALLURE PREMIUM	GT	GT PREMIUM
SOLID PAINT						
Bianca White	P0WP	○	○	○	—	—
METALLIC PAINT						
Olivine Green	M0M1	●	●	●	●	●
Cumulus Grey	M0F4	○	○	○	○	○
Nera Black	M09V	○	○	○	○	○
SPECIAL / PEARLESCENT PAINT						
Elixir Red	M5VH	—	○	○	○	○
Vertigo Blue	M6SM	—	○	○	○	○
Pearlescent White	M6N9	—	○	○	○	○



Bianca White



Olivine Green



Cumulus Grey



Nera Black



Elixir Red



Vertigo Blue



Pearlescent White

NEW PEUGEOT 308 & 308 SW SW PAINT

KEY: ● STANDARD ○ OPTIONAL — UNAVAILABLE

	OPTION CODE	ACTIVE PREMIUM	ALLURE	ALLURE PREMIUM	GT	GT PREMIUM
SOLID PAINT						
Bianca White	P0WP	○	○	○	—	—
METALLIC PAINT						
Avatar Blue	M0BK	●	●	●	●	●
Cumulus Grey	M0F4	○	○	○	○	○
Nimbus Grey	M0VL	○	○	○	○	○
Nera Black	M09V	○	○	○	○	○
SPECIAL / PEARLESCENT PAINT						
Elixir Red	M5VH	—	○	○	○	○
Pearlescent White	M6N9	—	○	○	○	○



Bianca White



Avatar Blue



Nimbus Grey



Cumulus Grey



Nera Black



Elixir Red



Pearlescent White

NEW PEUGEOT 308 & 308 SW UPHOLSTERY OPTIONS

	ACTIVE PREMIUM	ALLURE / ALLURE PREMIUM	GT/ GT PREMIUM		
UPHOLSTERY OPTIONS					
Upholstery	'Renze' Tri-Material cloth seat	'Falgo' Tri-Material with 'Isabella' leather effect and cloth seat	'Fraxx knit' Tri-Material Alcantara® with 'Isabella' leather effect and cloth seat	Blue Naboo Nappa Leather	Black Mistral Nappa Leather
Trim code	D8FX	D9FX	DBFX	DAFX	4HFX
Top-stitching	'Zephyr' grey	Mint	'Adamite' green	'Naboo' blue	Tramontane
Seat trim availability	●	●	●	○	○



Active Premium – D8FX




Allure / Allure Premium – D9FX



GT / GT PREMIUM – DBFX



Optional Naboo Nappa Leather
(GT / GT Premium) – DAFX



Optional Black Mistral Nappa Leather
(GT / GT Premium) – 4HFX

NEW PEUGEOT 308 & 308 SW WHEELS

KEY: ● STANDARD ○ OPTIONAL – UNAVAILABLE

	ACTIVE PREMIUM	ALLURE	ALLURE PREMIUM	GT	GT PREMIUM
WHEEL DESCRIPTION					
16" 'Auckland' alloy wheels (ZHF3)	●	–	–	–	–
17" 'Calgary' Diamond cut alloy wheels (ZHUC)	–	●	–	–	–
17" 'Halong' Diamond cut alloy wheels (ZHUF)	–	–	●	–	–
18" 'Kamakura' Diamond cut alloy wheels (ZHUJ)	–	–	–	●	–
18" 'Portland' Diamond cut black alloy wheels (ZHUN)	–	–	–	–	●



16" 'Auckland'
alloy wheels (ZHF3)



17" 'Calgary'
Diamond cut alloy wheels (ZHUC)



17" 'Halong'
Diamond cut alloy wheels (ZHUF)



18" 'Kamakura'
Diamond cut alloy wheels (ZHUJ)



18" 'Portland'
Diamond cut black alloy wheels (ZHUN)

NEW PEUGEOT 308 & 308 SW

TECHNICAL SPECIFICATION (1/2)

KEY:

- STANDARD
- UNAVAILABLE

	New 308		New 308 SW	
	1.2L PureTech 130 EAT8 S6S 8-speed automatic	1.5L BlueHDi 130 EAT8 S6S 8-speed automatic	1.2L PureTech 130 EAT8 S6S 8-speed automatic	1.5L BlueHDi 130 EAT8 S6S 8-speed automatic
DRIVETRAIN				
Fuel type	Petrol	Diesel	Petrol	Diesel
Stop and Start functionality	●	●	●	●
Cubic capacity (cc)	1199	1499	1199	1499
Maximum power bhp (Kw)	130 (96) @ 5500	129 (96) @ 3750	129 (96) @ 5500	129 (96) @ 3750
Maximum torque lb/ft (Nm)	170 (230) @ 1750	221 (300) @ 1750	170 (230) @ 1750	221 (300) @ 1750
8-speed automatic	●	●	●	●
Service Schedule	12,500 / 1 Year	20,000 / 1 Year	12,500 / 1 Year	20,000 / 1 Year
BRAKES				
Front and rear discs	●	●	●	●
SUSPENSIONS AND TYRES				
Front suspension	Pseudo MacPherson			
Rear suspension	De-formable Crossmember			
Size - 16" tyres	205/55 R16			
Size - 17" tyres	225/45 R17			
Size - 18" tyres	225/40/R18			
REGULATED EMISSIONS				
Carbon monoxide (mg/km)	301.6	79.6	301.6	79.6
Total hydrocarbons (mg/km)	22	—	22	—
Nitrogen Oxides (mg/km)	41	58.2	41	58.2
Total Hydrocarbons + Nitrogen Oxides (mg/km)	—	61.9	—	61.9
Particulate Matter (mg/km)	0.66	0.28	0.66	0.28

The fuel consumption achieved, and CO2 produced, in real world conditions will depend upon a number of factors including, but not limited to: the accessories fitted (pre and post registration); variations in weather; driving styles and vehicle load. The WLTP (Worldwide Harmonised Light Vehicles Test Procedure) is used to measure fuel consumption and CO2 figures.

Figures shown are for comparison purposes and should only be compared to the fuel consumption and CO2 values of other cars tested to the same technical standard.

^ 'LOW': Low speed city driving, representative of city centre driving, maximum 35mph.

^^ 'MEDIUM': Medium speed town driving, representative of town or suburban driving, maximum 50mph.

^^^ 'HIGH': High speed rural driving, representative of A-road or dual carriageway driving, maximum 60mph.

^* 'EXTRA HIGH': Extra High speed motorway driving, representative of a typical European motorway, maximum 81mph.

^^^* 'COMBINED': A mixed journey average of all elements.

Figures quoted reflect a range of configurations (including non-UK market vehicles) and are subject to changes resulting from ongoing product development, range evolutions, testing and evaluations.



NEW PEUGEOT 308 & 308 SW TECHNICAL SPECIFICATION (2/2)

KEY:

— UNAVAILABLE

	New 308		New 308 SW	
	1.2L PureTech 130 EAT8 S&S 8-speed automatic	1.5L BlueHDi 130 EAT8 S&S 8-speed automatic	1.2L PureTech 130 EAT8 S&S 8-speed automatic	1.5L BlueHDi 130 EAT8 S&S 8-speed automatic
FUEL CONSUMPTION, EMISSIONS and PERFORMANCE (driver only) INFORMATION				
Maximum speed (mph)	130	129	130	129
Acceleration 0-62 mph driver only (sec)	9.7	10.6	9.9	10.9
Fuel Consumption: Low MPG (litres/100km) [^]	40.5 - 35.7 (7.0 - 7.9)	55.9 - 46.5 (5.1 - 6.1)	40.5 - 35.7 (7.0 - 7.9)	55.9 - 46.5 (5.1 - 6.1)
Fuel Consumption: Medium MPG (litres/100km) ^{^^}	51.2 - 43.6 (5.5 - 6.5)	65.3 - 54.9 (4.3 - 5.1)	51.2 - 43.6 (5.5 - 6.5)	65.3 - 54.9 (4.3 - 5.1)
Fuel Consumption: High MPG (litres/100km) ^{^^^}	60.6 - 50.6 (4.7 - 5.6)	75.4 - 61.4 (3.7 - 4.6)	60.6 - 50.6 (4.7 - 5.6)	75.4 - 61.4 (3.7 - 4.6)
Fuel Consumption: Extra High MPG (litres/100km) ^{^^^*}	52.0 - 41.8 (5.4 - 6.8)	63.2 - 51.2 (4.5 - 5.5)	52.0 - 41.8 (5.4 - 6.8)	63.2 - 51.2 (4.5 - 5.5)
Fuel Consumption: Combined MPG (litres/100km) ^{^^^*}	52.1 - 43.5 (5.4 - 6.5)	65.3 - 54.0 (4.3 - 5.2)	52.1 - 43.5 (5.4 - 6.5)	65.3 - 54.0 (4.3 - 5.2)
Carbon Dioxide (CO2) emissions Combined (g/km) ^{**}	122 - 147	113 - 137	122 - 147	113 - 137
VEHICLE WEIGHT INFORMATION (KG)				
Gross vehicle weight	1880	1940	1890	1950
Mass in service	1421	1500	1476	1538
Kerb weight	1289	1361	1345	1400
Gross train weight	3280	3490	3290	3450
Maximum braked trailer weight	1400	1550	1400	1500
Maximum tow ball weight	70	70	70	70
INSURANCE CODES				
Active Premium	19E	19E	19E	19E
Allure	19E	19E	19E	19E
Allure Premium	19E	20E	19E	19E
GT	20E	21E	20E	20E
GT Premium	21E	N/A	N/A	21E

The fuel consumption achieved, and CO2 produced, in real world conditions will depend upon a number of factors including, but not limited to: the accessories fitted (pre and post registration); variations in weather; driving styles and vehicle load. The WLTP (Worldwide Harmonised Light Vehicles Test Procedure) is used to measure fuel consumption and CO2 figures.

Figures shown are for comparison purposes and should only be compared to the fuel consumption and CO2 values of other cars tested to the same technical standard.

[^] 'LOW': Low speed city driving, representative of city centre driving, maximum 35mph.

^{^^} 'MEDIUM': Medium speed town driving, representative of town or suburban driving, maximum 50mph.

^{^^^} 'HIGH': High speed rural driving, representative of A-road or dual carriageway driving, maximum 60mph.

^{^^^*} 'EXTRA HIGH': Extra High speed motorway driving, representative of a typical European motorway, maximum 81mph.

^{^^^*} 'COMBINED': A mixed journey average of all elements.

Figures quoted reflect a range of configurations (including non-UK market vehicles) and are subject to changes resulting from ongoing product development, range evolutions, testing and evaluations.



NEW PEUGEOT 308 & 308 SW PLUG-IN HYBRID TECHNICAL SPECIFICATION (1/3)

KEY:

- STANDARD
- UNAVAILABLE

PETROL ENGINE

	New 308		New 308 SW	
	HYBRID 180 e-EAT8 8-speed Efficient Automatic Transmission	HYBRID 225 e-EAT8 8-speed Efficient Automatic Transmission	HYBRID 180 e-EAT8 8-speed Efficient Automatic Transmission	HYBRID 225 e-EAT8 8-speed Efficient Automatic Transmission
Cubic capacity (cc)	1598	1598	1598	1598
Maximum power hp (kW)	150 (110) @ 6000	179 (132) @ 6000	150 (110) @ 6000	179 (132) @ 6000
Maximum torque lb/ft (Nm)	184 (250) @ 1750	184 (250) @ 1750	184 (250) @ 1750	184 (250) @ 1750
Stop and Start functionality	—	—	—	—
Regulated Emission Standard	Euro 6d	Euro 6d	Euro 6d	Euro 6d
Injection Type	Direct	Direct	Direct	Direct
Service Interval	20,000 / 1 Year	20,000 / 1 Year	20,000 / 1 Year	20,000 / 1 Year

ELECTRIC MOTOR

Electric motor (integrated with the e-EAT8 gearbox)	1 at the front	1 at the front	1 at the front	1 at the front
Maximum power hp (kW)	110.4 (81) @ 2500	110.4 (81) @ 2500	110.4 (81) @ 2500	110.4 (81) @ 2500
Maximum torque lb/ft (Nm)	236 (320) @ 500 – 2500	236 (320) @ 500 - 2500	236 (320) @ 500 – 2500	236 (320) @ 500 - 2500
Battery	Li-ion	Li-ion	Li-ion	Li-ion
Battery Warranty	8 year traction battery warranty	8 year traction battery warranty	8 year traction battery warranty	8 year traction battery warranty
Battery Capacity (kWh) / Battery Power (kW)	12.4 / 102	12.4 / 102	12.4 / 102	12.4 / 102
Electric Range WLTP combined cycle (miles)	36 - 44	37 - 40	36 - 44	37 - 40
Equivalent All Electric Range – EAER (miles)*	41 - 42	39	41 - 42	39
On Board Charger (kW)	3.7 as standard / 7.4 as option	3.7 as standard / 7.4 as option	3.7 as standard / 7.4 as option	3.7 as standard / 7.4 as option

COMBINED PERFORMANCE

Combined Maximum power hp (kW)	180 (132)	225 (165)	180 (132)	225 (165)
Combined Maximum torque lb/ft (Nm)	266 (360)	266 (360)	266 (360)	266 (360)

The fuel consumption or electric range achieved, and CO2 produced (where applicable), in real world conditions will depend upon a number of factors including, but not limited to: the accessories fitted (pre and post registration); the starting charge of the battery; variations in weather; driving styles and vehicle load.

The WLTP (Worldwide Harmonised Light Vehicles Test Procedure) is used to measure fuel consumption, electric range and CO2 figures.

Figures shown are for comparison purposes and should only be compared to the fuel consumption, electric range and CO2 values of other cars tested to the same technical standard.

^ 'LOW': Low speed city driving, representative of city centre driving, maximum 35mph.

^^ 'MEDIUM': Medium speed town driving, representative of town or suburban driving, maximum 50mph.

^^^ 'HIGH': High speed rural driving, representative of A-road or dual carriageway driving, maximum 60mph.

^* 'EXTRA HIGH': Extra High speed motorway driving, representative of a typical European motorway, maximum 81mph.

^^^* 'COMBINED': A mixed journey average of all elements.

Figures quoted reflect a range of configurations (including non-UK market vehicles) and are subject to changes resulting from ongoing product development, range evolutions, testing and evaluations.

*Please note: The EAER, Equivalent All Electric Range, is for business tax calculations only and does not represent the actual range attainable by the vehicle.



NEW PEUGEOT 308 & 308 SW PLUG-IN HYBRID TECHNICAL SPECIFICATION (2/3)

KEY:

- STANDARD
- UNAVAILABLE

TRANSMISSION

	New 308		New 308 SW	
	HYBRID 180 e-EAT8 8-speed Efficient Automatic Transmission	HYBRID 225 e-EAT8 8-speed Efficient Automatic Transmission	HYBRID 180 e-EAT8 8-speed Efficient Automatic Transmission	HYBRID 225 e-EAT8 8-speed Efficient Automatic Transmission
Type	Automatic, Front wheel drive	Automatic, Front wheel drive	Automatic, Front wheel drive	Automatic, Front wheel drive
Number of gears	8	8	8	8

VEHICLE WEIGHT INFORMATION (KG)

Gross vehicle weight	2120	2120	2170	2170
Mass in service	1726	1742	1786	1800
Kerb weight	1603	1633	1659	1687
Gross train weight	3620	3620	3620	3620
Maximum braked trailer weight	1500	1500	1450	1450
Maximum tow ball weight	70	70	70	70

PERFORMANCE (driver only) INFORMATION

Maximum speed in Sport mode / Electric (mph)	139/83	146/83	139/83	146/83
Acceleration 0-62 mph driver only (sec)	7.6	7.5	7.7	7.6

FUEL CONSUMPTION INFORMATION (WLTP V. Low / V. High Fuel Consumption)

Fuel Consumption: Combined MPG (litres/100km) ^{^^}	281.1 - 213.7 (1.0 - 1.3)	266.2 - 213.8 (1.1 - 1.3)	281.1 - 213.7 (1.0 - 1.3)	266.2 - 213.8 (1.1 - 1.3)
Carbon Dioxide (CO2) emissions Combined (g/km)	23-30	24-30	23-30	24-30

FUEL

Capacity (litres)	40	40	40	40
-------------------	----	----	----	----

The fuel consumption or electric range achieved, and CO2 produced (where applicable), in real world conditions will depend upon a number of factors including, but not limited to: the accessories fitted (pre and post registration); the starting charge of the battery; variations in weather; driving styles and vehicle load.

The WLTP (Worldwide Harmonised Light Vehicles Test Procedure) is used to measure fuel consumption, electric range and CO2 figures.

Figures shown are for comparison purposes and should only be compared to the fuel consumption, electric range and CO2 values of other cars tested to the same technical standard.

[^] 'LOW': Low speed city driving, representative of city centre driving, maximum 35mph.

^{^^} 'MEDIUM': Medium speed town driving, representative of town or suburban driving, maximum 50mph.

^{^^^} 'HIGH': High speed rural driving, representative of A-road or dual carriageway driving, maximum 60mph.

^{^^*} 'EXTRA HIGH': Extra High speed motorway driving, representative of a typical European motorway, maximum 81mph.

^{^^^*} 'COMBINED': A mixed journey average of all elements.

Figures quoted reflect a range of configurations (including non-UK market vehicles) and are subject to changes resulting from ongoing product development, range evolutions, testing and evaluations.

*Please note: The EAER, Equivalent All Electric Range, is for business tax calculations only and does not represent the actual range attainable by the vehicle.



NEW PEUGEOT 308 & 308 SW PLUG-IN HYBRID TECHNICAL SPECIFICATION (3/3)

KEY:

- STANDARD
- UNAVAILABLE

REGULATED EMISSIONS

	New 308		New 308 SW	
	HYBRID 180 e-EAT8 8-speed Efficient Automatic Transmission	HYBRID 225 e-EAT8 8-speed Efficient Automatic Transmission	HYBRID 180 e-EAT8 8-speed Efficient Automatic Transmission	HYBRID 225 e-EAT8 8-speed Efficient Automatic Transmission
Carbon monoxide (mg/km)	370	439.3	370	439.3
Total hydrocarbons (mg/km)	14.6	15.9	14.6	15.9
Nitrogen Oxides (mg/km)	34.3	22.4	34.3	22.4
Total Hydrocarbons + Nitrogen Oxides (mg/km)	—	—	—	—
Particulate Matter (mg/km)	0.25	0.43	0.25	0.43

BRAKES

Front and rear discs	Front: 304x28mm / Rear: 268x12mm	Front: 304x28mm / Rear: 268x12mm	Front: 304x28mm / Rear: 268x12mm	Front: 304x28mm / Rear: 268x12mm
----------------------	----------------------------------	----------------------------------	----------------------------------	----------------------------------

SUSPENSION AND TYRES

Front suspension	Pseudo-Mac Pherson axle	Pseudo-Mac Pherson axle	Pseudo-Mac Pherson axle	Pseudo-Mac Pherson axle
Rear suspension	Semi-independent wheels - Twist beam axle	Semi-independent wheels - Twist beam axle	Semi-independent wheels - Twist beam axle	Semi-independent wheels - Twist beam axle
Size - 17" tyres	225/45 R17	—	225/45 R17	—
Size - 18" tyres	225/40 R18	225/40 R18	225/40 R18	225/40 R18

INSURANCE CODES

Allure	26E	N/A	28E	N/A
Allure Premium	26E	N/A	28E	N/A
GT	28E	29E	29E	30E
GT Premium	28E	30E	29E	30E

The fuel consumption or electric range achieved, and CO2 produced (where applicable), in real world conditions will depend upon a number of factors including, but not limited to: the accessories fitted (pre and post registration); the starting charge of the battery; variations in weather; driving styles and vehicle load.

The WLTP (Worldwide Harmonised Light Vehicles Test Procedure) is used to measure fuel consumption, electric range and CO2 figures.

Figures shown are for comparison purposes and should only be compared to the fuel consumption, electric range and CO2 values of other cars tested to the same technical standard.

^ 'LOW': Low speed city driving, representative of city centre driving, maximum 35mph.

^^ 'MEDIUM': Medium speed town driving, representative of town or suburban driving, maximum 50mph.

^^^ 'HIGH': High speed rural driving, representative of A-road or dual carriageway driving, maximum 60mph.

^^^* 'EXTRA HIGH': Extra High speed motorway driving, representative of a typical European motorway, maximum 81mph.

^^^*^ 'COMBINED': A mixed journey average of all elements.

Figures quoted reflect a range of configurations (including non-UK market vehicles) and are subject to changes resulting from ongoing product development, range evolutions, testing and evaluations.

*Please note: The EAER, Equivalent All Electric Range, is for business tax calculations only and does not represent the actual range attainable by the vehicle.



NEW PEUGEOT 308 & 308 SW HATCHBACK DIMENSIONS

EXTERNAL DIMENSIONS

Length (mm)	4365
Width (mm)	1850
Height (mm)	1465
Wheelbase (mm)	2680
Front / rear overhang (mm)	900/785
Front / rear track width (mm)	1560/1555

EXTERNAL DIMENSIONS FOR PARKING

Width with front / rear doors open (mm)	3650 / 3356
Width with door mirrors open / folded (mm)	2062 / 1859

INTERNAL DIMENSIONS

Number of seats	5
Front / rear elbow room (mm)	1443 / 1411
Front / rear shoulder room (mm)	1428 / 1367
Front / rear head room (mm) *	891 / 866

BOOT, STORAGE & FUEL TANK

Length with rear seat back up (mm)	770
Width between wheel housings (mm)	1050
Min. boot volume ICE/Plug-in HYBRID (litres)	412 / 361
Max. boot volume ICE/Plug-in HYBRID (litres)	1323 / 1271
Fuel tank capacity Puretech & Diesel/Plug-in HYBRID (litres)	52 / 40

*Value with the optional panoramic glass roof.



412 L
361 L (Plug-in-HYBRID)

A	718	F	891
B	597	G	866
C1	886	H	510
C2	1743	I	452
D	857	J	1428
E	770	K	1443
E1	1050	L	1367
E2	524	M	1411
E3	689	N	129

NEW PEUGEOT 308 & 308 SW SW DIMENSIONS

EXTERNAL DIMENSIONS

Length (mm)	4635
Width (mm)	1850
Height (mm)	1475
Wheelbase (mm)	2735
Front / rear overhang (mm)	900 / 1000
Front / rear track width (mm)	1560 / 1555

EXTERNAL DIMENSIONS FOR PARKING


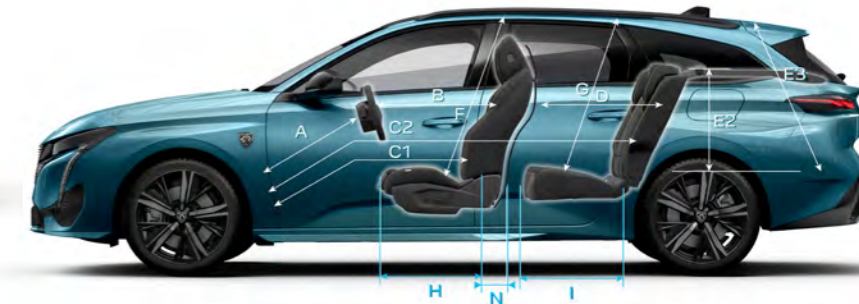
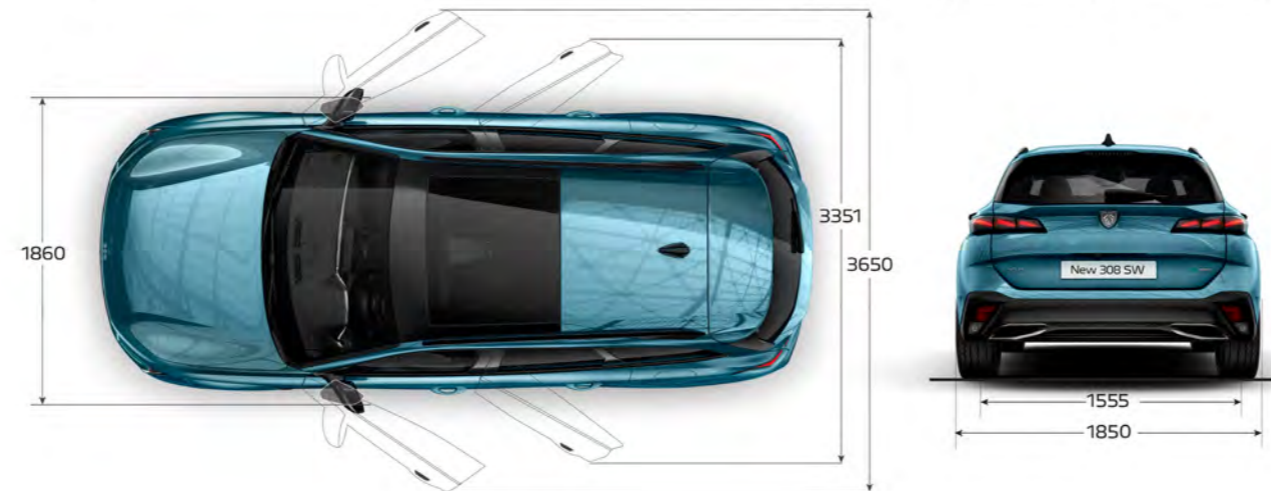

Width with front / rear doors open (mm)	3650 / 3351
Width with door mirrors open / folded (mm)	2062 / 1860

INTERNAL DIMENSIONS

Number of seats	5
Front / rear elbow room (mm)	1443 / 1414
Front / rear shoulder room (mm)	1428 / 1367
Front / rear head room (mm) *	891 / 882

BOOT, STORAGE & FUEL TANK

Length with rear seat back up / folded** (mm)	1026
Width between wheel housings (mm)	1029
Min. boot volume ICE/Plug-in HYBRID (litres)	608 / 548
Max. boot volume ICE/Plug-in HYBRID (litres)	1634 / 1574
Fuel tank capacity Puretech & Diesel/Plug-in HYBRID (litres)	52 / 40



608 L
548 L (Plug-in HYBRID)

1634 L
1574 L (Plug-in HYBRID)

A	718	F	891
B	597	G	882
C1	886	H	510
C2	1743	I	450
D	857	J	1428
E	1026	K	1443
E1	1029	L	1367
E2	493	M	1414
E3	797	N	129

NEW PEUGEOT 308 & 308 SW SERVICE CONTRACTS

PEUGEOT OFFER TWO LEVELS OF SERVICE PLAN CONTRACTS

What's included:

- PEUGEOT Service Plans offer complete assurance that all your servicing costs will be completely covered for the duration of the plan
- We offer PEUGEOT Service Plans for up to five years with many mileage options
- One-off up front or monthly direct debit payment options available
- All packages are affordable and inflation proof, which means they will remain at a fixed cost for the duration of the plan.

Monthly price examples*:

New 308

36 Months / 30,000 Miles	48 Months / 40,000 Miles	60 Months / 50,000 Miles
£11.11 per month	£18.75 per month	£17.83 per month

New 308 Plug-in HYBRID

36 Months / 30,000 Miles	48 Months / 40,000 Miles	60 Months / 50,000 Miles
£12.22 per month	£20.62 per month	£18.61 per month

*Price examples based on an annual mileage of 10,000 per annum.

A PEUGEOT Service Plan can be purchased up to 12 months after registration date. The prices quoted above are indicative, for a bespoke quote please contact your local PEUGEOT Retailer. If the plan is taken out after the date of registration an additional payment will be required to cover this starting period.

Any normal wear and tear maintenance work such as replacement of tyres, brake pads, brake discs, clutches, shock absorbers, wipers, batteries, bulbs, silencer, exhausts and windscreens are excluded. Servicing must be carried out by a PEUGEOT Authorised Repairer in the UK. PEUGEOT Motor Company reserve the right to change, amend or withdraw this product at any time.



EXTENDED PEUGEOT ASSISTANCE*

What's included: Extension of your PEUGEOT Assistance Cover:

- Offers you the opportunity to extend PEUGEOT Assistance up to a further two years

Cover includes:

- PEUGEOT Assistance from Home
- PEUGEOT Roadside Assistance
- PEUGEOT Recovery
- PEUGEOT Onward Travel
- PEUGEOT European Cover

*Excludes non-vehicle induced faults.

TO FIND OUT
ABOUT EXTENDING
YOUR PEUGEOT
ASSISTANCE COVER
CALL 0800 294 0294

NEW PEUGEOT 308 & 308 SW FURTHER INFORMATION

MANUFACTURERS RECOMMENDED RETAIL PRICE ON THE ROAD (INCLUDES THE FOLLOWING FROM APRIL 2021)

TAX BAND	CO ₂ (g/km)	FIRST YEAR VED DIESEL CARS – RDE2 STANDARD PETROL CARS – RDE2 STANDARD	FIRST YEAR VED ALTERNATIVE FUEL	ANNUAL TAX PETROL & DIESEL	ANNUAL TAX ALTERNATIVE FUEL	FIRST REG FEE	DELIVERY CHARGE	VAT @ 20% ON DELIVERY	TOTAL OTR COSTS DIESEL CARS – RDE2 STANDARD PETROL CARS	TOTAL OTR COSTS ALTERNATIVE FUEL
A	0	£0.00	£0.00	£0.00	£0.00	£55.00	£625.00	£125.00	£805.00	£805.00
B	1-50	£10.00	£0.00	£165.00	£155.00	£55.00	£625.00	£125.00	£815.00	£805.00
C	51-75	£25.00	£15.00	£165.00	£155.00	£55.00	£625.00	£125.00	£830.00	£820.00
D	76-90	£120.00	£110.00	£165.00	£155.00	£55.00	£625.00	£125.00	£925.00	£915.00
E	91-100	£150.00	£140.00	£165.00	£155.00	£55.00	£625.00	£125.00	£955.00	£945.00
F	101-110	£170.00	£160.00	£165.00	£155.00	£55.00	£625.00	£125.00	£975.00	£965.00
G	111-130	£190.00	£180.00	£165.00	£155.00	£55.00	£625.00	£125.00	£995.00	£985.00
H	131-150	£230.00	£220.00	£165.00	£155.00	£55.00	£625.00	£125.00	£1,035.00	£1,025.00
I	151-170	£585.00	£575.00	£165.00	£155.00	£55.00	£625.00	£125.00	£1,390.00	£1,380.00
J	171-190	£945.00	£935.00	£165.00	£155.00	£55.00	£625.00	£125.00	£1,750.00	£1,740.00
K	191-225	£1,420.00	£1,410.00	£165.00	£155.00	£55.00	£625.00	£125.00	£2,225.00	£2,215.00
L	226-255	£2,015.00	£2,005.00	£165.00	£155.00	£55.00	£625.00	£125.00	£2,820.00	£2,810.00
M	OVER 255	£2,365.00	£2,355.00	£165.00	£155.00	£55.00	£625.00	£125.00	£3,170.00	£3,160.00

PEUGEOT 3 YEARS OF WARRANTY

All vehicles first registered in the UK and purchased from a UK PEUGEOT Retailer benefit from a PEUGEOT 2 year unlimited mileage manufacturer's warranty and a free optional additional 1 year of warranty provided by the PEUGEOT Retailer Network in the UK.

PEUGEOT ASSISTANCE

All new PEUGEOTs come with PEUGEOT Assistance, our breakdown assistance service.

PEUGEOT Assistance is available every minute of the day and night; 365 days of the year, for you and anyone else driving your PEUGEOT with your permission.

Full details are available at www.peugeot.co.uk

Cars with a list price of over £40,000 at first registration will pay an additional rate of £355 per year on top of annual tax 'standard rate', for five years from the start of the second licence, before returning to the rates listed above. This supplement does not apply to electric vehicles.

All information and prices correct at time of publication, but are subject to change at any time without prior notice (which may occur as a result of matters including, but not limited to, any changes in legislation and/or any changes by the government).

It is our policy to continually improve our vehicles in every way. To avoid any misunderstandings you are advised to check with your PEUGEOT Retailer the prices, specification (including colour), equipment, accessories and equipment relating to any PEUGEOT vehicle and the exact cost and availability prior to ordering.

Where a feature is described as an option in this publication it should be assumed that it is at extra cost unless specifically stated otherwise.

Issued by Sales and Marketing, PEUGEOT Motor Company PLC, Pinley House, Sunbeam Way, Coventry CV3 1ND.

NEW PEUGEOT 308 & 308 SW EXPLORE THE RANGE



NEW PEUGEOT 308 & 308 SW WITH PLUG-IN HYBRID TECHNOLOGY

Join us:

All information and prices correct at time of publication, but are subject to change at any time without prior notice (which may occur as a result of matters including, but not limited to, any changes in legislation and/or any changes by the government). It is our policy to continually improve our vehicles in every way. To avoid any misunderstandings you are advised to check with your PEUGEOT Retailer the prices, specification (including colour), equipment, accessories and equipment relating to any PEUGEOT vehicle and the exact cost and availability prior to ordering. Where a feature is described as an option in this publication it should be assumed that it is at extra cost unless specifically stated otherwise.

Issued by Sales and Marketing, PEUGEOT Motor Company PLC, Pinley House, Sunbeam Way, Coventry CV3 1ND.





↓ Your journey starts here



Learn more
Book a Test Drive
Apply for Finance

[CHARTERSPEUGEOT.COM](https://www.charterspeugeot.com)