

PEUGEOT 208

PRICES - EQUIPMENT - TECHNICAL SPECIFICATIONS

Version 8.1 - Effective from 5th May 2021 - 2021.5 Model Year

LET'S BEGIN



PEUGEOT 208

EXPLORE THE RANGE

QUICK LINKS

EXPLORE THE RANGE

STANDARD SPECIFICATION >

ACTIVE, ALLURE, GT LINE AND GT MODEL DETAILS

STANDARD EQUIPMENT BY VERSION >

PRICING BY MODEL AND ENGINE

PRICE LIST >

REINVENTING THE DRIVING EXPERIENCE

PEUGEOT I-COCKPIT® >

FROM ACTIVE SAFETY BRAKE TO ROAD SIGN RECOGNITION

SAFETY TECHNOLOGY >

STATE-OF-THE-ART NAVIGATION AND ENTERTAINMENT

INNOVATIVE TECHNOLOGY >

A MODERN AND BOLD VISION

EXTERIOR STYLE >

ELECTRIC DRIVING WITHOUT COMPROMISE

THE PEUGEOT e-208 >

OPTIONAL SPECIFICATION PRICING DETAILS

OPTIONS >

FEATURES AND EQUIPMENT BY MODEL

EQUIPMENT >

SOLID, METALLIC AND SIGNATURE FINISHES

PAINT OPTIONS >

LEATHER AND TEXTILE TRIM CHOICES

UPHOLSTERY OPTIONS >

TWO-TONE AND DIAMOND CUT WHEEL CHOICES

WHEELS >

TECHNICAL INFORMATION BY ENGINE CHOICE

TECHNICAL SPECIFICATION >

NO COMPROMISE ON SPACE

DIMENSIONS >

TWO LEVELS OF SERVICE PLAN

SERVICE CONTRACTS >

HELPING TO REDUCE NITROUS OXIDE EMISSIONS

ADBLUE® >

OTR COSTS, WARRANTY AND PEUGEOT ASSISTANCE DETAILS

FURTHER INFORMATION >

HOME



OFFERS



CONFIGURE



FIND A RETAILER



For further information visit our website at [peugeot.co.uk](https://www.peugeot.co.uk) or contact your local PEUGEOT Retailer



< PREVIOUS PAGE

NEXT PAGE >

STANDARD SPECIFICATION

Safety & Security

- ABS (Anti-lock Braking System) with EBD (Electronic Braking Distribution) and EBA (Emergency Braking Assistance)
- Airbags: Adaptive driver and front passenger airbags (includes passenger airbag deactivation function)
- Airbags: Driver and front passenger side airbag
- Airbags: Front & rear curtain airbags
- Alarm with anti-lift sensor (Thatcham category 1 approved)
- Automatic door locking when moving off
- Automatic hazard light activation upon heavy brake application
- Child locking functionality on rear doors
- Deadlocking
- Electronic code immobiliser
- ESP (Electronic Stability Programme) with Hill Start Assist
- Front optimised safety headrests and rear retractable headrests (x3), height-adjustable.

- Front three-point retractable seatbelts, with force limiters
- Front and rear disc brakes
- Gear Shift Indicator (manual version only)
- Headlights left on audible warning
- Isofix child seat fittings (x2) in the second row
- PEUGEOT Connect SOS and Assistance
- Programmable cruise control and speed limiter
- Lane Keeping Assist
- Speed limit recognition and recommendation
- Driver attention warning
- Seatbelt unfastened on the move with audible and visual alert for front and rear seats
- Puncture kit
- Tyre pressure sensors
- Exterior temperature indicator with ice warning



PEUGEOT 208

EXPLORE THE RANGE

STANDARD SPECIFICATION

Comfort & Convenience

- Electric power steering with reach and rake adjustable steering column
- Map pockets on front seat backs
- Multifunction trip computer
- 'One-touch' electric front windows with pinch protection
- PEUGEOT i-Cockpit®: compact steering wheel
- PEUGEOT i-Cockpit®: 7.0" capacitive colour touchscreen
- Push button start
- Tailgate with heated rear windscreen & wiper blade

Interior Features

- Dashboard, front and rear door panel finish: Carbon effect
- Rear windscreen wiper triggered automatically in reverse gear
- Gear lever – Automatic in full grain leather and satin chrome
- Gear lever – Manual with satin chrome detail (6 speed gearbox)
- 'Piano' keys: Gloss black plated toggle switches to access main functions of the vehicle
- Seating: -1/3 – 2/3 folding rear seat
- Seating: driver and front passenger seat manual adjustment (longitudinal and back rest angle)

In Car Entertainment

- Bluetooth® telephone facility
- DAB Radio (Digital Audio Broadcasting)
- Mirror Screen®: (Apple CarPlay™, Android Auto and MirrorLink®)
- Smartphone docking station
- Voice recognition (radio, navigation and telephony features)
- 6-Speaker radio, MP3 compatible
- 12 V socket

Exterior Features

- Body-colour exterior door handles
- Gloss black rear cluster connecting strip
- Model designation badges front and rear

Lighting & Visibility

- Rear reversing lights
- Visibility pack: automatic lights
- Visibility pack: 'follow me home' headlights



PEUGEOT 208

STANDARD EQUIPMENT BY VERSION

[HOME](#)[OFFERS](#)[CONFIGURE](#)[FIND A RETAILER](#)

For further information visit our website at peugeot.co.uk or contact your local PEUGEOT Retailer

ACTIVE PREMIUM

(Available as Petrol, Diesel and EV)



EXTERIOR FEATURES

- 16" 'Taksim' alloy wheels (Petrol/ Diesel versions)
- 16" 'Elborn' alloy wheels (EV versions)
- Door mirror shells: Colour coded
- Radiator grille: Chrome chequered
- Radiator grille: body-colour chequered and gloss black edge trim (EV versions)
- Dichroic badging including front lion, 'e' monogram on C-pillar and tailgate (EV versions)
- Diamond black rear spoiler
- Gloss black wheel arch extensions (EV versions)

COMFORT & CONVENIENCE

- Manual air conditioning
- Automatic air conditioning (EV versions)
- Pre-heating functionality (EV versions)
- Low centre console
- High centre console with 2 cup holders (EV versions)
- Central front armrest with storage compartment (EV versions)
- Electric, heated and power folding door mirrors
- Manual rear view mirror
- Manual parking brake
- Electric parking brake (EV versions)
- One-touch electric rear windows with pinch protection
- Parking sensors - rear
- PEUGEOT i-Cockpit® with 3.5" instrument panel display
- Electrochrome rear view mirror

INTERIOR FEATURES

- Leather steering wheel
- Seating: driver and front passenger comfort seats
- Seating: Tri-material 'Pneuma' and 'Rimini' cloth seat trim with orange double stitch detail

SAFETY & SECURITY

- Active Safety Brake (pedestrians)
- AVAS: Acoustic Vehicle Alerting System. Generates a sound when travelling at low speed, audible outside the vehicle for pedestrian safety (EV versions)

LIGHTING & VISIBILITY

- Eco LED headlights
- LED daytime running lights with distinctive 'Tooth' design
- Visibility pack: automatic windscreen wipers (EV versions)

IN CAR ENTERTAINMENT

- USB Socket (x1) front
- USB Socket (x2) front including 1 USB-C (EV versions)
- USB Socket (x2) rear (EV versions)

ALLURE

(Available as Petrol, Diesel and EV)



Active Premium Specification +

EXTERIOR FEATURES

- 16" 'Soho' diamond cut alloy wheels (Petrol/Diesel versions)
- Gloss black B-pillar
- Rear bumper with gloss black finish

INTERIOR FEATURES

- Seating: Tri-material 'Cozy' leather effect and 'Isabella' cloth seat trim with light blue double stitch detail

COMFORT & CONVENIENCE

- Automatic air conditioning
- High centre console with 2 cup holders
- Central front armrest with storage compartment
- Electric parking brake
- Dark tinted rear side and tailgate windows

LIGHTING & VISIBILITY

- Visibility pack: automatic windscreen wipers
- Rear full LED 3D PEUGEOT signature 'Claw Effect' lights (with daylight function)

IN CAR ENTERTAINMENT

- USB Socket (x2) front including 1 USB-C
- USB Socket (x2) rear



ALLURE PREMIUM

(Available as Petrol, Diesel and EV)

Allure Specification +

COMFORT & CONVENIENCE

- PEUGEOT 3D i-Cockpit®: Configurable 3D head-up instrument panel
- Visio Park 1: 180° Colour Reversing Camera

[PREVIOUS PAGE](#)[NEXT PAGE](#)

PEUGEOT 208

STANDARD EQUIPMENT BY VERSION

[HOME](#)[OFFERS](#)[CONFIGURE](#)[FIND A RETAILER](#)

For further information visit our website at [peugeot.co.uk](https://www.peugeot.co.uk) or contact your local PEUGEOT Retailer

208 GT

(Available as Petrol, Diesel and EV)



Allure Premium specification +

COMFORT & CONVENIENCE

- Parking sensors - front and rear
- PEUGEOT 3D i-Cockpit®: 10.0" capacitive colour touchscreen
- Connected 3D Navigation: includes TomTom® Live updates (3 year subscription)*^

EXTERIOR FEATURES

- 17" 'Camden' diamond cut two tone alloy wheels (Petrol/ Diesel versions)
- 17" 'Shaw' diamond cut two tone alloy wheels (EV versions)
- Door mirror shells: Nera Black
- Gloss black wheel arch extensions
- GT model designation badging (Petrol/Diesel versions)
- Radiator grille: Dark chrome chequered and gloss black edge trim
- Rear lower bumper gloss black 'diffuser effect' trim
- Diamond Black roof

SAFETY & SECURITY

- Blind spot monitoring
- ISOFIX with top tether on front passenger seat
- Active Safety Brake (Night function, cyclists, pedestrians)

INTERIOR FEATURES

- Seating: Tri-material 'Capy' leather effect and 'Isabella' cloth seat trim with lime green double stitch detail
- Passenger seat height adjustment
- Mistral full-grain perforated leather steering wheel with Aikinite stitch detail and satin chrome 'GT' emblem
- Lime green contrast stitching to armrest, front centre console, door panels and dashboard fascia
- 8-colour interior ambient lighting
- Carpet Mats
- PEUGEOT door sills

LIGHTING & VISIBILITY

- Full LED headlights with Smartbeam Assist
- LED daytime running lights: 3-Claw Headlight with distinctive 'Tooth' design

GT PREMIUM

(Available as Petrol, Diesel and EV)



GT Specification +

COMFORT & CONVENIENCE

- PEUGEOT Open & Go (keyless entry and push button start)

EXTERIOR FEATURES

- 17" 'Bronx' alloy wheels (Petrol/ Diesel versions)

SAFETY & SECURITY

- Adaptive cruise control with Stop & Go function (automatics) or 30 (manual)
- Lane positioning assist (automatic gearbox)

INTERIOR FEATURES

- Seating: Tri-material 'Mistral' black Alcantara® and 'Isabella' cloth seat trim with lime green stitch detail
- Seating: Front heated seats (x2)

*Additional terms and conditions apply to connected services, including customer acceptance of location sharing prior to activation.




^Subject to subscription – after you have taken delivery of your vehicle, please subscribe on: <https://services-store.peugeot.co.uk>

[PREVIOUS PAGE](#)[NEXT PAGE](#)

PEUGEOT 208

PRICE LIST (1/2)

For further information visit our website at peugeot.co.uk or contact your local PEUGEOT Retailer

	Engine	Fuel	HP	Titre Code (Dialog Description)	CO ₂ G/Km	Basic MRRP	Vat (£)	Total MRRP	On the Road Costs	On the Road MRRP	P11D Value (£)	2020/21 BIK %
	1.2L PureTech 75 S&S 5-speed manual	Petrol	75	1PP2A5LMZJT0A0C3 (208 ACTP PT75)	119	14,091.67	2,818.33	16,910.00	950.00	17,860.00	17,625.00	27
	1.2L PureTech 100 S&S 6-speed manual	Petrol	99	1PP2A5LPXKT0A0C3 (208 ACTP PT100)	118	15,008.33	3,001.67	18,010.00	950.00	18,960.00	18,725.00	27
	1.2L PureTech 100 EAT8 S&S 8-speed Efficient Automatic Transmission	Petrol	99	1PP2A5LMT1T0A0C3 (208 ACTP PT100A)	122	16,175.00	3,235.00	19,410.00	950.00	20,360.00	20,125.00	28
	1.5L BlueHDi 100 S&S 6-speed manual	Diesel	101	1PP2A5LMNKT0A0C3 (208 ACTP B100)	107	16,441.67	3,288.33	19,730.00	930.00	20,660.00	20,445.00	25
	Electric 50 kWh 136^	Electric	136	1PP2A5MESFT0A0C3 (208 ACTP EV136)	0	24,129.17	4,825.83	28,955.00	770.00	27,225.00***	29,670.00	0
	1.2L PureTech 100 S&S 6-speed manual	Petrol	99	1PP2A5PPXKT0A0C3 (208 ALL PT100)	119	15,550.00	3,110.00	18,660.00	950.00	19,610.00	19,375.00	27
	1.2L PureTech 100 EAT8 S&S 8-speed Efficient Automatic Transmission	Petrol	99	1PP2A5PMT1T0A0C3 (208 ALL PT100A)	122	16,716.67	3,343.33	20,060.00	950.00	21,010.00	20,775.00	28
	1.2L PureTech 130 EAT8 S&S 8-speed Efficient Automatic Transmission	Petrol	129	1PP2A5PNP1T0A0C3 (208 ALL PT130A)	121	17,716.67	3,543.33	21,260.00	950.00	22,210.00	21,975.00	28
	1.5L BlueHDi 100 S&S 6-speed manual	Diesel	101	1PP2A5PMNKT0A0C3 (208 ALL B100)	107	16,983.33	3,396.67	20,380.00	930.00	21,310.00	21,095.00	25
	Electric 50 kWh 136^	Electric	136	1PP2A5QESFT0A0C3 (208 ALL EV136)	0	24,670.83	4,934.17	29,605.00	770.00	27,875.00***	30,320.00	0
	1.2L PureTech 100 S&S 6-speed manual	Petrol	99	1PP2A5RPXKT0A0C3 (208 ALLP PT100)	119	16,091.67	3,218.33	19,310.00	950.00	20,260.00	20,025.00	27
	1.2L PureTech 100 EAT8 S&S 8-speed Efficient Automatic Transmission	Petrol	99	1PP2A5RMT1T0A0C3 (208 ALLP PT100A)	122	17,258.33	3,451.67	20,710.00	950.00	21,660.00	21,425.00	28
	1.2L PureTech 130 EAT8 S&S 8-speed Efficient Automatic Transmission	Petrol	129	1PP2A5RNP1T0A0C3 (208 ALLP PT130A)	121	18,258.33	3,651.67	21,910.00	950.00	22,860.00	22,625.00	28
	1.5L BlueHDi 100 S&S 6-speed manual	Diesel	101	1PP2A5RMNKT0A0C3 (208 ALLP B100)	107	17,525.00	3,505.00	21,030.00	930.00	21,960.00	21,745.00	25
	Electric 50 kWh 136^	Electric	136	1PP2A5KESFT0A0C3 (208 ALLP EV136)	0	25,212.50	5,042.50	30,255.00	770.00	28,525.00	30,970.00	0

All vehicles are RDE2 compliant

^Electric range 217 miles under WLTP.

CO2 figures, P11D values, BIK% and MRRP pricing shown above are for a standard vehicle without any additional optional equipment. CO2 figures are used to calculate Vehicle Excise Duty (VED) for the first registration of the vehicle and BIK%. The addition of optional extras could increase the certified CO2 emission output. This in turn may affect the amount of VED payable upon registration, and, for company car drivers, the amount of Benefit in Kind (BIK) tax payable.

For further information on CO2 and pricing for vehicles with optional equipment, please visit www.peugeot.co.uk and configure your chosen vehicle with your preferred options. Figures shown are for comparison purposes and should only be compared to the fuel consumption, electric range and CO2 values of other cars tested to the same technical standard. The fuel consumption or electric range achieved, and CO2 produced (where applicable), in real world conditions will depend upon a number of factors including, but not limited to: the accessories fitted (pre and post registration); the starting charge of the battery (electric only); variations in weather; driving styles and vehicle load. The WLTP (Worldwide Harmonised Light Vehicles Test Procedure) is used to measure fuel consumption, electric range and CO2 figures.***On the Road' MRRP includes registration plates



and delivery to retailer (including VAT), 12 months' Vehicle Excise Duty and new vehicle registration fee of £55. Excludes fuel and insurance. All information and prices correct at time of publication, but are subject to change at any time without prior notice (which may occur as a result of matters including, but not limited to, any changes in legislation and/or any changes by the government).

*** Prices include Plug-In Car Grant (PICG) from government of £2,500.

All information and prices correct at time of publication, but are subject to change at any time without prior notice (which may occur as a result of matters including, but not limited to, any changes in legislation and/or any changes by the government).

PEUGEOT 208 PRICE LIST (2/2)

For further information visit our website at peugeot.co.uk or contact your local PEUGEOT Retailer

	Engine	Fuel	HP	Titre Code (Dialog Description)	CO ₂ G/Km	Basic MRRP	Vat (£)	Total MRRP	On the Road Costs	On the Road MRRP	P11D Value (£)	2020/21 BIK %
 <p>GT</p>	1.2L PureTech 100 S&S 6-speed manual	Petrol	97	1PP2A5TPXKT0A0C3 (208 GT PT100)	120	17,716.67	3,543.33	21,260.00	950.00	22,210.00	21,975.00	28
	1.2L PureTech 100 EAT8 S&S 8-speed Efficient Automatic Transmission	Petrol	99	1PP2A5TMT1T0A0C3 (208 GT PT100A)	123	18,883.33	3,776.67	22,660.00	950.00	23,610.00	23,375.00	28
	1.2L PureTech 130 EAT8 S&S 8-speed Efficient Automatic Transmission	Petrol	129	1PP2A5TNP1T0A0C3 (208 GT PT130A)	122	19,883.33	3,976.67	23,860.00	950.00	24,810.00	24,575.00	28
	1.5L BlueHDi 100 S&S 6-speed manual	Diesel	101	1PP2A5TMNKT0A0C3 (208 GT B100)	108	19,150.00	3,830.00	22,980.00	930.00	23,910.00	23,695.00	25
	Electric 50 kWh 136^	Electric	136	1PP2A5UESFT0A0C3 (208 GT EV136)	0	26,837.50	5,367.50	32,205.00	770.00	30,475.00***	32,920.00	0
 <p>GT PREMIUM</p>	1.2L PureTech 100 S&S 6-speed manual	Petrol	97	1PP2A5VPXKT0A0C3 (208 GTP PT100)	120	18,550.00	3,710.00	22,260.00	950.00	23,210.00	22,975.00	28
	1.2L PureTech 100 EAT8 S&S 8-speed Efficient Automatic Transmission	Petrol	99	1PP2A5VMT1T0A0C3 (208 GTP PT100A)	124	19,716.67	3,943.33	23,660.00	950.00	24,610.00	24,375.00	28
	1.2L PureTech 130 EAT8 S&S 8-speed Efficient Automatic Transmission	Petrol	129	1PP2A5VNP1T0A0C3 (208 GTP PT130A)	122	20,716.67	4,143.33	24,860.00	950.00	25,810.00	25,575.00	28
	1.5L BlueHDi 100 S&S 6-speed manual	Diesel	101	1PP2A5VMNKT0A0C3 (208 GTP B100)	108	19,983.33	3,996.67	23,980.00	930.00	24,910.00	24,695.00	25
	Electric 50 kWh 136^	Electric	136	1PP2A5ZESFT0A0C3 (208 GTP EV136)	0	27,670.83	5,534.17	33,205.00	770.00	31,475.00***	33,920.00	0

All vehicles are RDE2 compliant

^Electric range 217 miles under WLTP.

CO2 figures, P11D values, BIK% and MRRP pricing shown above are for a standard vehicle without any additional optional equipment. CO2 figures are used to calculate Vehicle Excise Duty (VED) for the first registration of the vehicle and BIK%. The addition of optional extras could increase the certified CO2 emission output. This in turn may affect the amount of VED payable upon registration, and, for company car drivers, the amount of Benefit in Kind (BIK) tax payable.

For further information on CO2 and pricing for vehicles with optional equipment, please visit www.peugeot.co.uk and configure your chosen vehicle with your preferred options. Figures shown are for comparison purposes and should only be compared to the fuel consumption, electric range and CO2 values of other cars tested to the same technical standard. The fuel consumption or electric range achieved, and CO2 produced (where applicable), in real world conditions will depend upon a number of factors including, but not limited to: the accessories fitted (pre and post registration); the starting charge of the battery (electric only); variations in weather; driving styles and vehicle load. The WLTP (Worldwide Harmonised Light Vehicles Test Procedure) is used to measure fuel consumption, electric range and CO2 figures.**On the Road' MRRP includes registration plates

and delivery to retailer (including VAT), 12 months' Vehicle Excise Duty and new vehicle registration fee of £55. Excludes fuel and insurance. All information and prices correct at time of publication, but are subject to change at any time without prior notice (which may occur as a result of matters including, but not limited to, any changes in legislation and/or any changes by the government).

*** Prices include Plug-In Car Grant (PICG) from government of £2,500.

All information and prices correct at time of publication, but are subject to change at any time without prior notice (which may occur as a result of matters including, but not limited to, any changes in legislation and/or any changes by the government).

PEUGEOT 208

REINVENTING THE DRIVING EXPERIENCE

For further information visit our website at peugeot.co.uk or contact your local PEUGEOT Retailer

PEUGEOT i-Cockpit®

The PEUGEOT i-Cockpit® philosophy centres around a driving environment that puts you in control, allowing a greater connection to the road. For PEUGEOT 208, the PEUGEOT i-Cockpit® brings driving resolutely into a new age.

The PEUGEOT i-Cockpit® comprises of the following key features:




The PEUGEOT i-Cockpit®

Choose your ambient lighting:



Configurable 3D head-up digital instrument panel

Available from Allure Premium trim level, the PEUGEOT 208 3D i-Cockpit® cluster is a unique system that projects all the information on different layers giving you outstanding 3D effect. It can be fully customised to suit the driver's needs. As the panel is positioned higher, it is closer to the road and is more within the driver's field of vision. This can increase safety when compared to a conventional setup where the dials sit within the wheel, further from the road.




The digital speedometer

The crisp and colourful graphics within the instrument panel can be adapted to give a variety of display modes including:

- **'Dials'** mode: a classic view to replicate the analogue set-up of most modern cars
- **'Navigation'** mode: turns the dials on their sides to a 'roller' format, 3D navigation with instructions fill the centre of the display
- **'Driving'** mode: with 'roller' format dials and driver assistance information including Lane Keeping Assistance (LKA) and ACC Stop

In addition to the above two 'Personal' modes can also be configured to allow the driver to see the exact information they require, for optimum comfort.



The 208's three display modes



Personalised ambient lighting

8-colour personalisable ambient lighting (standard from GT)

Live the power of choice in the PEUGEOT 208 thanks to the personalisable ambient lighting. 8 colours are available to make sure that whatever your mood, the 208 matches it perfectly. For example, you can select the red ambient lighting for a more dynamic experience or Blue for a more serene experience.

PEUGEOT 208

REINVENTING THE DRIVING EXPERIENCE

PEUGEOT i-Cockpit®

Compact multi-function steering wheel

Compact dimensions coupled with a re-designed shape enhance every journey in PEUGEOT 208. Out on the road the compact dimensions increase the visibility of the car's instruments whilst in the corners it provides heightened responses and improved agility.



When it comes to round town or navigating car parks its compact dimensions make light work of wheel winding to manoeuvre into a space. In terms of finish all models are trimmed with Mistral full-grain leather with stitch detail. Sports models benefit further from Lime Green stitching, perforation detail and a satin chrome 'GT' designation badge.



7.0" high definition (HD) capacitive colour touchscreen (standard from Active Premium)

With crystal clear graphics, the 7.0" capacitive colour touchscreen houses several key technological features of the PEUGEOT 208. Capacitive technology helps to give Smartphone levels of responsiveness whilst multi-touch technology brings greater levels of functionality. In keeping with the PEUGEOT 3D i-Cockpit® theme, the touchscreen is angled towards the driver.

The touchscreen features easy access buttons on each side as well as stylish 'piano' key toggle switches on the centre console to use the wealth of functionality available:

- Climate control
- DAB Radio (Digital Audio Broadcasting)
- Mirror Screen®: (Apple CarPlay™ and Android Auto)
- Connected 3D Navigation*: includes TomTom® Live updates (optional) all the functionality of the PEUGEOT 208

*Additional terms and conditions apply to connected services, including customer acceptance of location sharing prior to activation.

For further information visit our website at peugeot.co.uk or contact your local PEUGEOT Retailer



10.0" high definition (HD) capacitive colour touchscreen (standard from GT)

The 10" touchscreen gives you a wider panoramic view and integrates directly the climate controls on each side. A second row of 'piano' key toggle switches also features in the centre console to make sure you can access as quickly as possible all the functionality of the PEUGEOT 208.

Electric Impulse Automatic Gearbox Control (standard on auto versions)

Linked to the Efficient 8-Speed Automatic Transmission (EAT8) with Quickshift Technology. This stylish gearbox control with its ergonomic design complements the PEUGEOT i-Cockpit®. Trimmed with full-grain leather, satin chrome and piano black materials, this compact gearbox control even helps to free up space within the cabin.

Operation is intuitive and smooth, and for the more exuberant driver a manual driving mode is also available with changes performed seamlessly via the steering column mounted paddles.



Piano key toggle switches



Electric Impulse Automatic Gearbox Control

For further information visit our website at peugeot.co.uk or contact your local PEUGEOT Retailer

SAFETY TECHNOLOGY



Active Safety Brake System

Active Safety Brake System (standard on all versions)

An intelligent autonomous braking system designed to avoid a collision or limit its severity by reducing the vehicle's speed. The system is triggered if the driver does not react quickly enough, by activating the vehicle's brakes.

Using a bumper mounted radar and multifunction camera located at the top of the windscreen able to detect obstructions on the road. The system works in the following ways, both day and night:

- Between 0 and 18mph, collision avoidance for fixed and moving obstacles and pedestrians.
- Beyond 18mph limiting the severity of an impact by reducing the vehicles speed by at least 12mph before impact.

Distance Alert System (standard on all versions)

Working in conjunction with the Automatic Emergency Braking System, the distance alert function warns the driver if the vehicle risks a collision with the vehicle in front or a pedestrian in the road. Two levels of warning are available, the first 'Amber' warning provides a visual alert to the potential risk. In a more a severe instance a 'Red' visual and audible alert indicate a collision is imminent and driver action is required, failure to act triggers the Automatic Emergency Braking System.

Blind spot monitoring (standard from GT)

Using lateral ultrasound sensors to cover areas out of your field of vision along with the windscreen mounted camera, an LED illuminates in either side door mirror to alert to the presence of a car, lorry, motorbike or bicycle in your blind spot. The system works when overtaking a slower vehicle or when overtaken by a faster vehicle.



Blind spot monitoring



Adaptive Cruise Control

PEUGEOT Connect SOS & Assistance

(standard on all versions)

A vehicle locating communication unit, this feature can be used manually (dedicated SOS button on the console) or automatically (if pyrotechnic devices are deployed). It locates the vehicle precisely and triggers the sending of the appropriate emergency services for a rapid response.*

PEUGEOT are the pioneers of this technology and since launching in 2003 PEUGEOT Connect SOS & Assistance has assisted over 7,000 individuals. The system is subscription free with no additional charges and uses a GPS module and SIM card (built in to the system).

*Additional terms and conditions apply to connected services, including customer acceptance of location sharing prior to activation.

Adaptive Cruise Control with Stop and Go (ACC Stop and Go) (standard on GT Premium models, optional from Allure Premium with automatic gearbox)

Cruise control as you know it, will never be the same again with PEUGEOT 208. Controlled via a radar mounted at the front of the vehicle, the ACC Stop and Go system provides two key functions:

- Automatic maintenance of the vehicles speed, at the value set by the driver
- Automatic maintenance of a set distance between PEUGEOT 208 and the vehicle in front, slowing the vehicle to a stop if required and then moving off automatically when conditions allow

The system detects a vehicle driving in front in the same direction and can automatically adapt the vehicle's speed to that of the vehicle in front. This occurs using engine braking and the braking system (in which case the brake lights are lit) to maintain a constant distance.

When activated, ACC Stop and Go also incorporates Lane Positioning Assist, to position the car centrally within its lane, particularly useful for motorway driving.

ACC 30 can be added as an option from Allure Premium variants with manual gearboxes, this incorporates the distance and braking capabilities of ACC Stop and Go but does not slow the vehicle to a stop. ACC 30 can reduce speeds to a minimum of 18mph (30km/h), to prevent the vehicle from stalling.

SAFETY TECHNOLOGY



Lane Keeping Technologies

Lane Keeping Technologies

Via a windscreen mounted camera PEUGEOT 208 offers the following lane keeping technologies:

Active Lane Keeping Assistance (LKA) + Road Edge Detection (standard on all versions)

A system that monitors longitudinal lane markings on the ground. If a deviation is detected across a lane marking, you are alerted by a flashing indicator on the digital instrument panel in the cabin.

In addition as soon as the system identifies a risk of accidentally crossing one of the marking lines detected on the ground, the steering is gradually corrected to keep the vehicle in lane, at speeds of over 40mph. For further peace of mind, road edge detection is also included to reduce the likelihood of the vehicle leaving the road in an accident.

Lane Positioning Assist (standard on GT Premium)

Linked to Adaptive Cruise Control with Stop and Go function. This intelligent system positions the car centrally with the middle of a lane, applying left and right trajectory corrections accordingly.



Speed Limit Recognition

Speed Limit Recognition and Recommendation (standard on all versions)

Using the windscreen mounted camera, PEUGEOT 208 features speed limit sign recognition, leaving you in no doubt over the speed limit. Upon detecting a speed limit sign this information is read by the camera and displayed in colour on the head-up digital instrument panel.

In addition the driver also has the option to adapt their speed to the speed limit on the particular road via the vehicles cruise control stalk. The vehicle will then adjust its speed accordingly.

Road Sign Recognition and Recommendation (standard on all versions)

In addition to speed limit recognition, 208 can also read and interpret various road signs, including 'Stop', 'One Way' and 'No Overtaking'. These are then relayed through the head-up digital instrument panel, in plain view of the drivers line of sight, reducing the chance of a road instruction being missed.



Driver Attention Alert

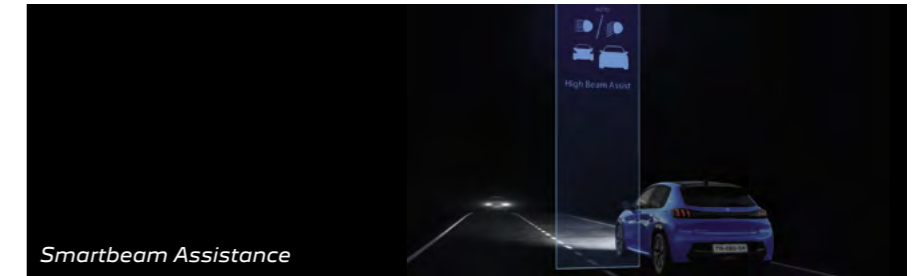
Driver Attention Alert

To help keep you alert behind the wheel, PEUGEOT 208 features a two stage driver alert system for added safety on the road, comprising:

Driver Attention Alert 3 (DAA3) (standard from Active Premium onwards)

Controlled by a camera at the top of the windscreen designed to analyse the vehicles trajectory, this active system evaluates the vigilance of the driver at speeds of over 40mph.

By identifying deviations relative to the road markings, PEUGEOT 208 is able to determine whether the vehicle's behaviour reflects a certain degree of driver drowsiness or inattention. If it is felt that the driver needs to take better care on the road a visual and audible alert will occur. If more than three instances occur, the driver will be advised to take a break.



Smartbeam Assistance

PEUGEOT Smartbeam Assistance (standard from GT onwards)

PEUGEOT Smartbeam Assistance gives you one less thing to think about when driving at night. Controlled via a windscreen mounted camera, the system continuously analyses driving conditions, for instance the proximity of other vehicles.

PEUGEOT Smartbeam Assistance automatically switches headlights to full beam when conditions allow, allowing you to tap into the full potential of the full LED headlights.



INTRODUCING DRIVE ASSIST PLUS



**Your browser does not currently recognise any of the video formats available.
[Click here to visit our frequently asked questions about HTML5 video.](#)**

Click the play button to put yourself in the driver's seat with a 360° exploration of the vehicle's interior and introduction to Drive Assist Plus.

< PREVIOUS PAGE

NEXT PAGE >



INNOVATIVE TECHNOLOGY



Smartphone Docking Station

The lower centre console features a storage pocket with flip down lid. When open, the reverse side of the lid acts as a docking station for your smartphone.



Mirror Screen® (standard on all versions)

Allows the mirroring of a compatible smartphone screen to access the key functionality on the handset. Once paired, functions are displayed on the 7.0" and 10.0" capacitive colour touchscreen systems. System features vary by provider/phone and can include navigation, text display, text reading, media functionality voice control.

Mirror Screen® uses the following systems:

- **Apple CarPlay™**
- **Android Auto**

*For further information on Apple CarPlay™ and smartphone compatibility please visit: www.apple.com/ios/carplay/

For information on Android Auto and smartphone compatibility please visit: www.android.com/auto/



Cielo Panoramic Glass Roof (optional from GT)

Enjoy the outside world with PEUGEOT 208's optional Cielo panoramic glass roof. Bathing the cabin in natural light, the panoramic glass roof enhances the appearance of the PEUGEOT 208.

A manual roller blind is also included.

PEUGEOT 208

REINVENTING THE DRIVING EXPERIENCE

INNOVATIVE TECHNOLOGY



In addition to the rear parking sensors (standard across the range), the PEUGEOT 208 features the following driving assistance:

Visio Park 1 (standard from Allure Premium)

In addition to front and rear sensors the rear camera offers a variety of views including rear 'Grid' view, '180°' view, useful for reversing out of spaces and an 'Overhead' view making it easier when reversing near obstacles.

Semi Auto Park Assist (available as a cost option from GT)

In addition to Visio Park 1, this pack includes semi automated parking assistance, taking care of steering and acceleration for parallel and bay parking scenarios. The driver maintains control of gearbox functions.

Connected 3D Navigation* (standard from GT)

Linked to the 10.0" high definition (HD) capacitive colour touchscreen, the system includes European mapping, 3D city mapping and voice recognition (for radio, navigation and telephone functions).

The system also includes a 3 year subscription^ to live navigation services (in partnership with TomTom®).

Key features are:

- **TomTom® Traffic** Real-time updates on traffic conditions (traffic jams, road works) and suggested alternative routes.
- **Local Weather** Displays forecasted weather conditions along the route.
- **Fuel Stations** Displays nearby fuel stations and pricing.
- **Local search** Access address and contact detail information for a point of interest.

*Additional terms and conditions apply to connected services, including customer acceptance of location sharing prior to activation.

^Subject to subscription – after you have taken delivery of your vehicle, please subscribe on: <https://services-store.peugeot.co.uk>

For further information visit our website at peugeot.co.uk or contact your local PEUGEOT Retailer



PEUGEOT 208

A MODERN AND BOLD VISION

For further information visit our website at peugeot.co.uk or contact your local PEUGEOT Retailer

EXTERIOR STYLE



Front

With a striking exterior design, PEUGEOT 208 does not fail to make its presence known.

At the front bold details are everywhere to be seen. The sharp headlights, fitted with Eco LED (from Active Premium level) or full LED technology (from GT level) echo the striking bodywork design. The commanding vertical LED daytime running lights that frame the front of the car with beautiful symmetry, take inspiration from the PEUGEOT Instinct concept car. Adding further to the design, full LED headlights come with the distinctive 3-claw design.

Three prominent front grille designs are available according to version, chrome facets (from Active Premium level), dark chrome chequered with gloss black edge trim (from GT level) and colour-coded chequered with gloss black edge trim (EV versions).



Profile

In profile the silhouette of 208 comes to life, striking details include:

- Gloss black diamond roof (from GT) and door mirror shells that gives you this nice and sporty bi-tone effect
- Dark tinted rear side and tailgate windows (from Allure) complete with gloss black window surround (from GT)
- Alloy wheels (depending on versions) range from 16" to 17", with a choice of finishes available (according to version) including intricate diamond cut and tinted varnish detailing. The sporty style is reinforced by the gloss black wheel arch extensions (standard on GT petrol & diesel versions; standard across all EV versions).

Rear

At the rear, the flowing silhouette of PEUGEOT 208 comes together beautifully with signature PEUGEOT design touches including:

- Rear LED 'Claw Effect' lighting, available in a choice of two styles (according to version), a 'classic' style is available from Active Premium level whilst a more 'dynamic' 3D design features from Allure trim level
- Gloss black rear cluster connecting strip incorporating the PEUGEOT lettering, framed by the rear light clusters, further enhances the distinctive rear design
- Twin chrome exhaust system as standard with the 1.2L PureTech 130 EAT8 S&S model
- Rear bumper diffuser trim finished in gloss black (from Allure trim) adds further to the sports design.

EXTERIOR STYLE: LED TECHNOLOGY & BADGING



Full LED Headlights (standard from GT)

Light Emitting Diode (LED) technology remains a rare feature in the car industry, with PEUGEOT 208 however this is not the case. Full LED headlights feature from GT, allowing you to enjoy the following benefits:

- LED technology consumes considerably less energy to produce light, 50% less than halogen and 35% less than xenon technologies
- LED technology offers a whiter light for improved visibility at night, the light is also more similar to daylight, leading to reduced driver eye fatigue, improving safety
- LED technology requires no warm up time with instantaneous lighting response when compared to conventional halogen technologies
- LED technology will last for the life of the car, compared to halogen technology with much shorter life expectancy
- LED technology offers a very striking visual signature that perfectly complements the sharp exterior design

In addition, LED lighting technology is also used for both braking and indicating functions.




Badging

The sculpted bonnet is headed by the '208' inscription, taking inspiration directly from the iconic PEUGEOT 504 & 504 Coupé.

The Lion is available with a different finish: chrome and brushed aluminium for the Petrol/Diesel versions or a special dichroic treatment on the EV which changes colour from different angles.

On the side the prominent shape of the C-pillar reminds us the glory days of 205. This link to our heritage is enhanced by the GT badging (Petrol/Diesel versions) or the 'e' Monogram badging (EV versions) surrounded by a notch that reminds us the GTi badging of the 205.



PEUGEOT 208

100% ELECTRIC WITHOUT COMPROMISE

LIVE THE POWER OF CHOICE

The PEUGEOT 208 is not only available with a choice of petrol or diesel powertrains but is also available as an 100% electric vehicle.

The PEUGEOT e-208 features the following key elements:

TECHNICAL

Electric 50 kWh 136hp powertrain

The PEUGEOT e-208 offers a lively and stimulating drive thanks to its 100% electric powertrain. You benefit from immediate reactivity with 260Nm of torque from 0mph and enjoy a serene* driving experience with no vibration. The vehicle also comes with AVAS: Acoustic Vehicle Alerting System. Generates a sound when travelling at low speed, audible outside the vehicle for pedestrian safety.

e-CMP platform

The new e-CMP platform has been developed to incorporate a high voltage battery whilst preserving space on board and boot volume. Particular attention was given to weight reduction and balance to make sure the driving experience in the PEUGEOT 208 is as rewarding as possible.

Range

217 miles WLTP

Charging flexibility with 3 modes available:

Domestic (AC): 10A /3kWh from a regular socket, full charge in 24 hours (accessory cable needed).

Fast (AC) 32A / 7kWh from a Wall Box, full charge in 7.5 hours.

Rapid (DC) 100kWh from a dedicated public terminal, 80% charged in 30 minutes.

USAGE

3 driving modes

In the PEUGEOT e-208 you will be able to chose between 3 driving modes:

- Sport: priority given to performance (0-60 in 8.1s)
- Normal: daily usage
- Eco: priority given to range

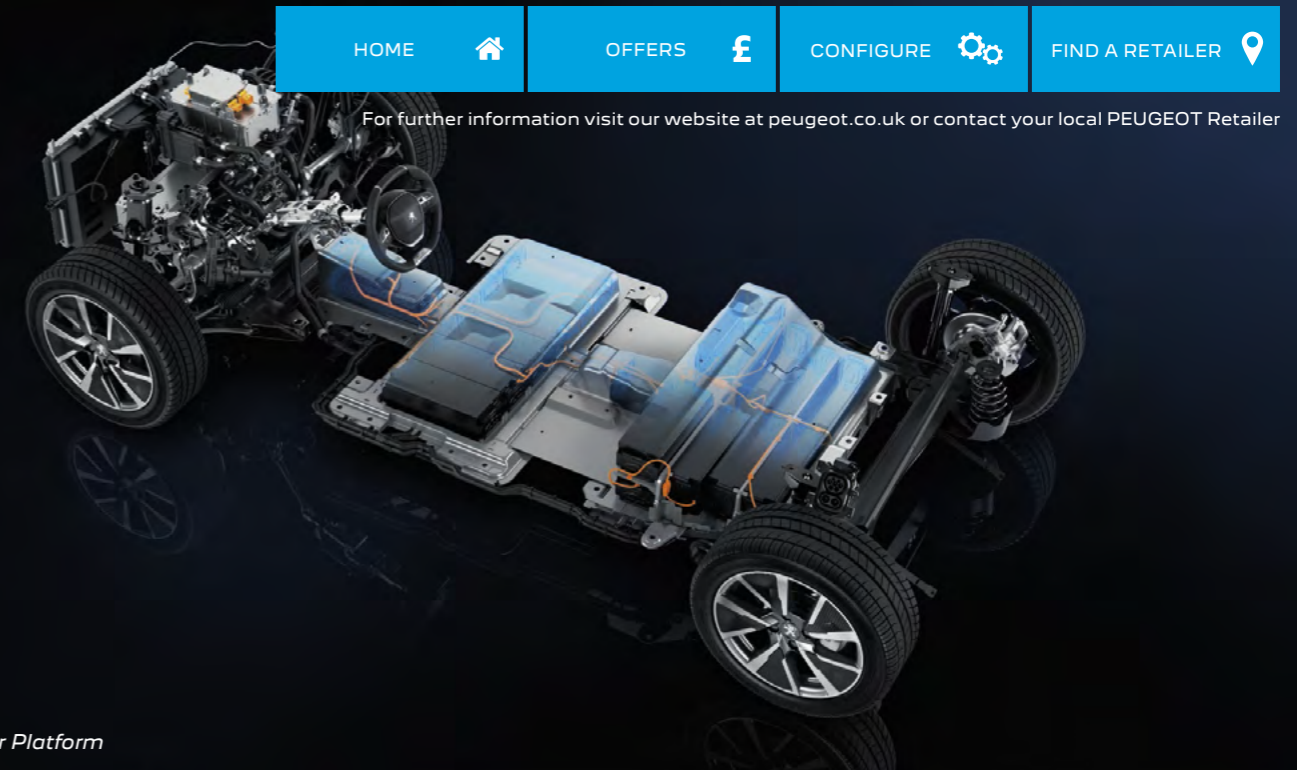
2 braking modes

The PEUGEOT e-208 also benefits from 2 braking modes that helps you make the best of your range:

- Moderate: sensation similar to an ICE engine
- Emphasised: deceleration controlled with accelerator pedal

Specific animations

The PEUGEOT e-208 features specific technological animations and menus on the touchscreen so that you can access easily all the information needed.



e-Common Modular Platform



Specific EV animations and menus on the colour touchscreen



Electric 50 kWh 136hp powertrain

PEUGEOT 208

ELECTRIC WITHOUT COMPROMISE

EV SERVICES & STYLING



For further information visit our website at peugeot.co.uk or contact your local PEUGEOT Retailer



EXTERIOR STYLING

The PEUGEOT e-208 comes with distinctive and exclusive touches
A body coloured chequered front grille with gloss black edge trim.

The Lion logo featuring a specific dichroic treatment which changes colour from different angles depending on the exterior lighting.

The C-pillar comes with a specific 'e' monogram badging as well as the name of the car at the rear.

MYPEUGEOT® APPLICATION

Control Your Vehicle Remotely

With the MyPeugeot App you can view the following anywhere and any time:

- The progress and status of the vehicle charge
- Your consumption statistics for every journey
- Eco-driving tips

You can also remotely control certain vehicle functions via the App such as:

- Activating, stopping and scheduling the battery charge
- The pre-programming of the heating or air conditioning within the vehicle




PEUGEOT 208

CHOOSE YOUR OPTIONS (1/2)

For further information visit our website at peugeot.co.uk or contact your local PEUGEOT Retailer

KEY: ● STANDARD ○ OPTIONAL — UNAVAILABLE



PAINT		ACTIVE PREMIUM	ALLURE	ALLURE PREMIUM	GT	GT PREMIUM	Basic RRP £ Excluding VAT	VAT @ 20%	Total RRP £ Including VAT
Faro Yellow	M02T	●	●	●	●	●	0.00	0.00	0.00
Bianca White (EV - Active Premium ONLY / Petrol & Diesel up to Allure Premium)	P0WP	○	○	○	—	—	229.17	45.83	275.00
Metallic paint	MO..	○	○	○	○	○	454.17	90.83	545.00
Signature / pearlescent paint	M6../M5..	—	○	○	○	○	579.17	115.83	695.00

SAFETY AND SECURITY		ACTIVE PREMIUM	ALLURE	ALLURE PREMIUM	GT	GT PREMIUM	Basic RRP £ Excluding VAT	VAT @ 20%	Total RRP £ Including VAT
Drive Assist Pack: Adaptive Cruise Control 30 (manual versions)	ZVCB	—	—	○	—	—	416.67	83.33	500.00
Drive Assist Pack: Adaptive Cruise Control 30 (manual versions)	ZVCB	—	—	—	○	●	250.00	50.00	300.00
Drive Assist Pack Plus: Adaptive Cruise Control with Stop and Go (EAT8 versions) + Lane Positioning Assist	ZVCC	—	—	○	—	—	416.67	83.33	500.00
Drive Assist Pack Plus: Adaptive Cruise Control with Stop and Go (EAT8 versions) + Lane Positioning Assist	ZVCC	—	—	—	○	●	250.00	50.00	300.00

COMFORT AND CONVENIENCE		ACTIVE PREMIUM	ALLURE	ALLURE PREMIUM	GT	GT PREMIUM	Basic RRP £ Excluding VAT	VAT @ 20%	Total RRP £ Including VAT
PEUGEOT Open & Go system (keyless entry)	YD07	—	○	○	○	●	291.67	58.33	350.00
Semi Auto Park Assist	WY45	—	—	—	○	○	208.33	41.67	250.00
11 kW triphase On board charger (EV versions)**	LZ04	○	○	○	○	○	250.00	50.00	300.00

**Available only on Petrol or Diesel, excludes EV.

PEUGEOT 208

CHOOSE YOUR OPTIONS (2/2)

For further information visit our website at peugeot.co.uk or contact your local PEUGEOT Retailer

KEY: ● STANDARD ○ OPTIONAL — UNAVAILABLE



ACTIVE PREMIUM



ALLURE



ALLURE PREMIUM



GT



GT PREMIUM

Basic RRP £
Excluding VAT

VAT @ 20%

Total RRP £
Including VAT

INTERIOR FEATURES

Seating: Nappa Mistral full grain leather seat trim with heating function (passenger and driver), electric adjustments and massage function (driver) - Petrol / Diesel ONLY

4HFX

—

—

—

○

○

1,166.67

233.33

1,400.00

CONNECTED 3D NAVIGATION

7" colour touchscreen with Connected 3D Navigation: includes TomTom® Live updates (3 year subscription)*^

ZJ26 / ZJ28

○

○

—

—

—

541.67

108.33

650.00

10" capacitive colour touchscreen with Connected 3D Navigation: includes TomTom® Live updates (3 year subscription)*^

ZJ17

—

—

○

●

●

791.67

158.33

950.00

TomTom® Live services subscription – 3 years*^

N/A

○

○

○

●

●

0.00

0.00

0.00

TomTom® Live services subscription – 1 year extension (4 years total)*^

N/A

○

○

○

○

○

45.83

9.17

55.00

TomTom® Live services subscription – 3 year extension (6 years total)*^

N/A

○

○

○

○

○

104.17

20.83

125.00

SpeedCam/Danger Zones subscription – 1 year*^

N/A

○

○

○

○

○

57.50

11.50

69.00

SpeedCam/Danger Zones subscription – 3 years*^

N/A

○

○

○

○

○

115.83

23.17

139.00

EXTERIOR FEATURES

Cielo panoramic glass roof

OK01

—

—

—

○

○

416.67

83.33

500.00

SPARE WHEEL PREPARATION (PETROL / DIESEL VARIANTS ONLY)

ACTIVE PREMIUM

ZHPS

○

—

—

—

—

16.67

3.33

20.00

ALLURE / ALLURE PREMIUM

ZHPT

—

○

○

—

—

16.67

3.33

20.00

15" Space Saver Wheel – PEUGEOT Retailer supplied accessory (Petrol/Diesel only not available in conjunction with FOCAL® Premium HiFi speaker system). 15" Space Saver Wheel Preparation must be ordered to enable fitment (Diesel).

Retailer Accessory

○

○

○

—

—

150.00

30.00

180.00

15" Space Saver Wheel – PEUGEOT Retailer supplied accessory (Petrol/Diesel only not available in conjunction with FOCAL® Premium HiFi speaker system). 15" Space Saver Wheel Preparation must be ordered to enable fitment (Petrol).

Retailer Accessory

○

○

○

—

—

145.83

29.17

175.00

*Additional terms and conditions apply to connected services, including customer acceptance of location sharing prior to activation.

^Subject to subscription – after you have taken delivery of your vehicle, please subscribe on: <https://services-store.peugeot.co.uk>

< PREVIOUS PAGE


NEXT PAGE >

PEUGEOT 208


EQUIPMENT (1/5)

For further information visit our website at peugeot.co.uk or contact your local PEUGEOT Retailer

- KEY:**
- STANDARD
 - OPTIONAL
 - UNAVAILABLE



	ACTIVE PREMIUM	ALLURE	ALLURE PREMIUM	GT	GT PREMIUM
SAFETY AND SECURITY					
ABS (Anti-lock Braking System) with EBD (Electronic Braking Distribution) and EBA (Emergency Braking Assistance)	●	●	●	●	●
Airbags: Adaptive driver and front passenger airbags (includes passenger airbag deactivation function)	●	●	●	●	●
Airbags: Driver and front passenger side airbag, front and rear curtain airbags	●	●	●	●	●
Alarm (Thatcham category 1 approved)	●	●	●	●	●
Automatic door locking when moving off	●	●	●	●	●
Automatic hazard light activation upon heavy brake application	●	●	●	●	●
AVAS: Acoustic Vehicle Alerting System. Generates a sound when travelling at low speed, audible outside the vehicle for pedestrian safety. Standard on all EV versions.	●	●	●	●	●
Child locking functionality on rear doors	●	●	●	●	●
Deadlocking	●	●	●	●	●
Electronic code immobiliser	●	●	●	●	●
ESP (Electronic Stability Programme) with Hill Start Assist	●	●	●	●	●
Front optimised safety headrests and rear retractable headrests (x3), height-adjustable.	●	●	●	●	●
Front three-point retractable seatbelts, with force limiters	●	●	●	●	●
Front and rear disc brakes	●	●	●	●	●
Gear Shift Indicator (manual version only)	●	●	●	●	●
Isofix child seat fittings (x2) in the second row	●	●	●	●	—
Isofix child seat fittings - passenger seat	—	—	—	●	●
PEUGEOT Connect SOS and Assistance	●	●	●	●	●




	ACTIVE PREMIUM	ALLURE	ALLURE PREMIUM	GT	GT PREMIUM
Programmable cruise control and speed limiter	●	●	●	●	●
Drive Assist Pack: Adaptive cruise control (manual gearbox)	—	—	○	○	●
Drive Assist Pack Plus: Adaptive cruise control with Stop & Go function, Lane positioning assist (automatic gearbox)	—	—	○	○	●
Lane Keeping Assist	●	●	●	●	●
Speed limit recognition and recommendation	●	●	●	●	●
Active Safety Brake (pedestrians)	●	●	●	●	—
Active Safety Brake (Night function, cyclists, pedestrians)	—	—	—	●	●
Blind spot monitoring	—	—	—	●	●
Driver attention warning	●	●	●	●	●
Seatbelt unfastened on the move audible and visual alert for front and rear seats	●	●	●	●	●
Space saver spare wheel (Petrol & Diesel)	—	—	—	●	●
Puncture kit	●	●	●	●*	●*
Tyre pressure sensors	●	●	●	●	●
Exterior temperature indicator with ice warning	●	●	●	●	●

*Available on EV versions only.
 ** Linked to 10" capacitive colour touchscreen
 *** Available on Petrol & Diesel versions only


PEUGEOT 208 EQUIPMENT (2/5)

For further information visit our website at peugeot.co.uk or contact your local PEUGEOT Retailer

- KEY:**
- STANDARD
 - OPTIONAL
 - UNAVAILABLE



COMFORT AND CONVENIENCE	ACTIVE PREMIUM	ALLURE	ALLURE PREMIUM	GT	GT PREMIUM
Manual air conditioning	●	—	—	—	—
Automatic air conditioning	●*	●	●	●	●
Pre-heating functionality (EV versions)	●	●	●	●	●
Low centre console	●	—	—	—	—
High centre console with 2 cup holders	●*	●	●	●	●
Central front armrest with storage compartment	●*	●	●	●	●
Electric, heated and power folding door mirrors	●	●	●	●	●
Electrochrome rear view mirror	●	●	●	—	—
Frameless Electrochrome rear view mirror	—	—	—	●	●
Manual parking brake	●	—	—	—	—
Electric parking brake	●*	●	●	●	●
7 kW monophasic On board charger (EV versions)	●	●	●	●	●
Mode 3 type 2 cable for Wallbox charging (EV versions)	●	●	●	●	●
Electric power steering with reach and rake adjustable steering column	●	●	●	●	●
Map pockets on front seat backs	●	●	●	●	●



	ACTIVE PREMIUM	ALLURE	ALLURE PREMIUM	GT	GT PREMIUM
Multifunction trip computer	●	●	●	●	●
'One-touch' electric front & windows with pinch protection	●	●	●	●	●
'One-touch' electric rear windows with pinch protection	●	●	●	●	●
Parking sensors – rear	●	●	—	—	—
Visio Park 1: 180° Colour Reversing Camera	—	○	●	—	—
Visio Park 1: 180° Colour Reversing Camera and front & rear sensors	—	—	—	●	●
PEUGEOT i-Cockpit®: compact steering wheel	●	●	●	●	●
PEUGEOT i-Cockpit®: 7.0" capacitive colour touchscreen	●	●	●	—	—
PEUGEOT i-Cockpit®: 10.0" capacitive colour touchscreen	—	—	○	●	●
PEUGEOT i-Cockpit® with 3.5" instrument panel display	●	●	—	—	—
PEUGEOT 3D i-Cockpit®: Configurable 3D head-up instrument panel	—	—	●	●	●
Push button start	●	●	●	●	—
PEUGEOT Open & Go system (keyless entry)	—	—	—	—	●
Tailgate with heated rear windscreen & wiper blade	●	●	●	●	●
Rear windscreen wiper triggered automatically in reverse gear	●	●	●	●	●
Dark tinted rear side and tailgate windows	—	●	●	●	●

*Available on EV versions only.

** Linked to 10" capacitive colour touchscreen

*** Available on Petrol & Diesel versions only


PEUGEOT 208

EQUIPMENT (3/5)


For further information visit our website at peugeot.co.uk or contact your local PEUGEOT Retailer

KEY:

- STANDARD
- OPTIONAL
- UNAVAILABLE



INTERIOR FEATURES	ACTIVE PREMIUM	ALLURE	ALLURE PREMIUM	GT	GT PREMIUM
Lime green contrast stitching to armrest, front centre console, door panels and dashboard fascia	—	—	—	●	●
8-colour personalisable ambient lighting	—	—	—	●	●
Dashboard, front and rear door panel finish: Carbon effect	●	●	●	●	●
Gear lever – automatic in full grain leather and satin chrome	●	●	●	●	●
Gear lever - manual with satin chrome detail (6-speed gearbox)	●	●	●	●	●
Front interior light with reading spotlights (x2)	●	●	—	—	—
Front LED interior light with reading spotlights (x2) and rear LED interior light with timer	—	—	●	●	●
Leather steering wheel	●	●	●	—	—
Mistral full-grain perforated leather steering wheel with Aikinite stitch detail and satin chrome 'GT' emblem	—	—	—	●	●
PEUGEOT scuff plates	—	—	—	●	●
'Piano' keys: Gloss black plated toggle switches to access main functions of the vehicle	●	●	●	●	●
'Piano' keys: Gloss black plated toggle switches to access touchscreen functions**	—	○	○	●	●
Roof lining – Light Grey	●	●	●	—	—
Roof lining – Mistral black	—	—	—	●	●
Seating: driver and front passenger seat manual adjustment (longitudinal and back rest angle)	●	●	●	●	●



	ACTIVE PREMIUM	ALLURE	ALLURE PREMIUM	GT	GT PREMIUM
Seating: driver seat mechanical height adjustment	●	●	●	—	—
Seating: driver and front passenger seat mechanical height adjustment	—	—	—	●	●
Seating: – 1/3 – 2/3 folding rear seat	●	●	●	●	●
Seating: driver and front passenger comfort seats	●	●	●	—	—
Seating: driver and front passenger sport seats	—	—	—	●	●
Seating: Tri-material 'Pneuma' and 'Rimini' cloth seat trim with orange double stitch detail	●	—	—	—	—
Seating: Tri-material 'Cozy' leather effect and 'Isabella' cloth seat trim with light blue double stitch detail	—	●	●	—	—
Seating: Tri-material 'Capy' leather effect and 'Isabella' cloth seat trim with lime green double stitch detail	—	—	—	●	—
Seating: Tri-material 'Mistral' black Alcantara® and 'Isabella' cloth seat trim with lime green stitch detail	—	—	—	—	●
Seating: Front heated seats (x2)	—	—	—	—	●
Seating: Nappa full grain leather seat trim with 'Asphalt' double stitch detail, Front heated seats, Driver seat multi-way electric adjustment (includes electric lumbar adjustment), Driver seat multi-point massage function (not available on EV)	—	—	—	○***	○***

*Available on EV versions only.

** Linked to 10" capacitive colour touchscreen


*** Available on Petrol & Diesel versions only

PEUGEOT 208 EQUIPMENT (4/5)


For further information visit our website at peugeot.co.uk or contact your local PEUGEOT Retailer

KEY:

- STANDARD
- OPTIONAL
- UNAVAILABLE



IN-CAR ENTERTAINMENT	ACTIVE PREMIUM	ALLURE	ALLURE PREMIUM	GT	GT PREMIUM
Bluetooth® telephone facility	●	●	●	●	●
DAB Radio (Digital Audio Broadcasting)	●	●	●	●	●
Mirror Screen®: (Apple CarPlay™ , Android Auto®)	●	●	●	●	●
Smartphone docking station	●	●	●	●	●
USB Socket (x1) front	●	—	—	—	—
USB Socket (x2) front including 1 USB-C	●*	●	●	●	●
USB Socket (x2) rear	●*	●	●	●	●
Voice recognition (radio, navigation and telephony features)	○	○	○	●	●
Connected 3D Navigation: includes TomTom® Live updates (3 year subscription)*^	○	○	○	●	●
12 V socket	●	●	●	●	●
Roof mounted aerial	●	●	●	—	—
Roof mounted aerial with 'fin' design	—	—	—	●	●



LIGHTING AND VISIBILITY	ACTIVE PREMIUM	ALLURE	ALLURE PREMIUM	GT	GT PREMIUM
EcoLED Headlights	●	●	●	—	—
Full LED headlights with Smartbeam Assist	—	—	—	●	●
LED daytime running lights with distinctive 'Tooth' design	●	●	●	—	—
LED daytime running lights: 3-Claw Headlight with distinctive 'Tooth' design	—	—	●	●	●
LED side indicator lights integrated into door mirrors	—	—	●	●	●
Rear numberplate lights (x2)	●	●	●	●	●
Rear full LED 3D PEUGEOT signature 'Claw Effect' lights (with daylight function)	—	●	●	●	●
Rear reversing lights	●	●	●	●	●
Visibility pack: automatic lights	●	●	●	●	●
Visibility pack: automatic windscreen wipers	●*	●	●	●	●
Visibility pack: 'follow me home' headlights	●	●	●	●	●


*Available on EV versions only.

PEUGEOT 208 EQUIPMENT (5/5)

For further information visit our website at peugeot.co.uk or contact your local PEUGEOT Retailer


KEY:

- STANDARD
- OPTIONAL
- UNAVAILABLE



EXTERIOR FEATURES	ACTIVE PREMIUM	ALLURE	ALLURE PREMIUM	GT	GT PREMIUM
Body-colour exterior door handles	●	●	●	●	●
Door mirror shells: Colour coded	●	●	—	—	—
Door mirror shells: Nera Black	—	—	●	●	●
Gloss black B-pillar	—	●	●	●	●
Gloss black window surround	—	—	●	●	●
Gloss black wheel arch extensions	●*	●*	●*	●	●
Gloss black rear cluster connecting strip	●	●	●	●	●
GT model designation badging on tailgate	—	—	—	●	●
GT model designation badging on C-pillar	—	—	—	●	●
Dichroic badging including front lion, 'e' monogram on C-pillar and tailgate (EV versions)	●	●	●	●	●
Model designation badges front and rear	●	●	●	●	●
Rear bumper with gloss black finish	—	●	●	●	●
Rear lower bumper gloss black 'diffuser effect' trim	—	●**	●**	●	●

*Available on EV versions only.



EXTERIOR FEATURES	ACTIVE PREMIUM	ALLURE	ALLURE PREMIUM	GT	GT PREMIUM
Exhaust pipe: twin chrome right hand side (Petrol / Diesel versions)	—	●**	●**	—	—
Diamond Black roof	—	—	—	●	●
Diamond black rear spoiler (available with manual gearbox and Electric versions)	●	●	●	●	●
Extended diamond black rear spoiler (available on Automatic versions)	●	●	●	—	—
16" 'Taksim' alloy wheels (Petrol / Diesel versions)	●	—	—	—	—
16" 'Soho' diamond cut alloy wheels (Petrol / Diesel versions)	—	●	●	—	—
16" 'Elborn' alloy wheels (EV versions)	●	●	●	—	—
17" 'Camden' diamond cut two tone alloy wheels (Petrol / Diesel versions)	—	—	—	●	—
17" 'Shaw' diamond cut two tone alloy wheels (EV versions)	—	—	—	●	●
17" 'Bronx' diamond cut two tone alloy wheels (Petrol/Diesel Versions)	—	—	—	—	●

**Available with PureTech 130 S&S EAT8 only.

PEUGEOT 208

CHOOSE YOUR PAINT

For further information visit our website at peugeot.co.uk or contact your local PEUGEOT Retailer

KEY: ● STANDARD ○ OPTIONAL — UNAVAILABLE

		ACTIVE PREMIUM 208	ACTIVE PREMIUM e-208	ALLURE ALLURE PREMIUM 208	ALLURE ALLURE PREMIUM e-208	GT GT PREMIUM 208	GT GT PREMIUM e-208
SOLID PAINT							
Bianca White	P0WP	○	○	○	—	—	—
METALLIC PAINT							
Faro Yellow	M02T	●	●	●	●	●	●
Cumulus Grey	M0F4	○	○	○	○	○	○
Nimbus Grey	M0VL	○	—	○	—	○	—
Nera Black	M09V	○	○	○	○	○	○
SIGNATURE / PEARLESCENT PAINT							
Elixir Red	M5VH	—	—	○	○	○	○
Vertigo Blue	M6SM	—	—	○	○	○	○
Pearlescent White	M6N9	—	—	○	○	○	○



Faro Yellow



Bianca White



Cumulus Grey



Nimbus Grey



Nera Black



Elixir Red



Vertigo Blue



Pearlescent White

PEUGEOT 208

CHOOSE YOUR UPHOLSTERY OPTIONS

For further information visit our website at peugeot.co.uk or contact your local PEUGEOT Retailer

KEY:

- STANDARD
- OPTIONAL

	ACTIVE PREMIUM 208 / e-208	ALLURE / ALLURE PREMIUM 208 / e-208	GT 208 / e-208	GT 208	GT PREMIUM 208 / e-208	GT PREMIUM 208
UPHOLSTERY OPTIONS						
Upholstery	Tri-material 'Pneuma' and 'Rimini' cloth seat trim	Tri-material 'Cozy' leather effect and 'Isabella' cloth seat trim	Tri-material 'Capy' leather effect and 'Isabella' cloth seat trim	Nappa Mistral full grain leather seat trim	Tri-material 'Mistral' black Alcantara® and 'Isabella' cloth seat trim	Nappa Mistral full grain leather seat trim
Trim code	A5FX	A6FX	A7FX	4HFX	D7FX	4HFX
Top-stitching	Orange	Light Blue	Lime Green	Charcoal Grey	Lime Green	Charcoal Grey
Seat trim availability	●	●	●	○	●	○



ACTIVE PREMIUM – A5FX




ALLURE/ALLURE PREMIUM – A6FX



GT – A7FX



Optional Nappa Leather (GT/GT PREMIUM) – 4HFX



GT PREMIUM – D7FX

PEUGEOT 208

WHEEL

For further information visit our website at peugeot.co.uk or contact your local PEUGEOT Retailer

KEY: ● STANDARD — UNAVAILABLE

	ACTIVE PREMIUM 208	ACTIVE PREMIUM e-208	ALLURE / ALLURE PREMIUM 208	ALLURE / ALLURE PREMIUM e-208	GT 208	GT e-208	GT PREMIUM 208	GT PREMIUM e-208
WHEEL DESCRIPTION								
16" 'Taksim' alloy wheels (ZHPN)	●	—	—	—	—	—	—	—
16" 'Soho' alloy wheels (ZHJA)	—	—	●	—	—	—	—	—
16" 'Elborn' alloy wheels (ZHKH)	—	●	—	●	—	—	—	—
17" 'Camden' diamond cut two tone alloy wheels (ZHJG)	—	—	—	—	●	—	—	—
17" 'Shaw' diamond cut two tone alloy wheels (ZHKF)	—	—	—	—	—	●	—	●
17" 'Bronx' diamond cut two tone alloy wheels (ZHKE)	—	—	—	—	—	—	●	—



16" 'Taksim' alloy wheels



16" 'Soho' steel wheels



16" 'Elborn' alloy wheels



17" 'Camden' diamond cut two tone alloy wheels



17" 'Shaw' diamond cut two tone alloy wheels



17" 'Bronx' diamond cut two tone alloy wheels

PEUGEOT 208

TECHNICAL SPECIFICATION – PETROL/DIESEL (1/2)

[HOME](#)

[OFFERS](#)

[CONFIGURE](#)

[FIND A RETAILER](#)


For further information visit our website at peugeot.co.uk or contact your local PEUGEOT Retailer

KEY:

- STANDARD
- UNAVAILABLE

	PETROL				DIESEL
	1.2L PureTech 75 S6S 5-speed manual	1.2L PureTech 100 S6S 6-speed manual	1.2L PureTech 100 EAT8 S6S 8-speed automatic	1.2L PureTech 130 EAT8 S6S 8-speed automatic	1.5L BlueHdi 100 6-speed manual
POWERTRAIN					
Fuel type	Petrol	Petrol	Petrol	Petrol	Diesel
Stop and Start functionality	●	●	●	●	●
Cubic capacity (cc)	1199	1199	1199	1199	1499
Maximum power bhp (Kw)	74 (55) @ 5750	100 (75) @ 5500	100 (75) @ 5500	129 (96) @ 5500	100 (75) @ 3500
Maximum torque lb/ft (Nm)	87 (118) @ 2750	151 (205) @ 1750	151 (205) @ 1750	170 (230) @ 1750	184 (250) @ 1750
5-speed manual	●	—	—	—	—
6-speed manual	—	●	—	—	●
8-speed automatic	—	—	●	●	—
Service Schedule	12,500 miles or 1 year	12,500 miles or 1 year	12,500 miles or 1 year	12,500 miles or 1 year	20,000 miles or 1 year
BRAKES					
Front and rear discs	●	●	●	●	●
SUSPENSIONS AND TYRES					
Front suspension	Pseudo MacPherson	Pseudo MacPherson	Pseudo MacPherson	Pseudo MacPherson	Pseudo MacPherson
Rear suspension	De-formable Crossmember	De-formable Crossmember	De-formable Crossmember	De-formable Crossmember	De-formable Crossmember
Size - 16" tyres	195/55 R16	195/55 R16	195/55 R16	195/55 R16	195/55 R16
Size - 17" tyres	205/45 R17	205/45 R17	205/45 R17	205/45 R17	205/45 R17
REGULATED EMISSIONS					
Carbon monoxide (mg/km)	475.2	508.7	395	208.7	64.9
Total hydrocarbons (mg/km)	33.9	21.9	25.6	19.9	—
Nitrogen Oxides (mg/km)	11.6	14.2	22.2	26	53.6
Total Hydrocarbons + Nitrogen Oxides (mg/km)	—	—	—	—	57.9
Particulate Matter (mg/km)	—	0.4	0.56	0.42	0.43


[◀ PREVIOUS PAGE](#)
[NEXT PAGE ▶](#)

PEUGEOT 208

TECHNICAL SPECIFICATION – PETROL/DIESEL (2/2)

[HOME](#)

[OFFERS](#)

[CONFIGURE](#)

[FIND A RETAILER](#)


For further information visit our website at peugeot.co.uk or contact your local PEUGEOT Retailer

KEY:

— UNAVAILABLE

	PETROL				DIESEL
	1.2L PureTech 75 S&S 5-speed manual	1.2L PureTech 100 S&S 6-speed manual	1.2L PureTech 100 EAT8 S&S 8-speed automatic	1.2L PureTech 130 EAT8 S&S 8-speed automatic	1.5L BlueHdi 100 6-speed manual
PERFORMANCE					
Maximum speed (mph)	106	117	117	129	117
Acceleration 0-62 mph driver only (sec)	14.9	9.9	10.8	8.7	10.2
FUEL CONSUMPTION INFORMATION (WLTP V. Low / V. High Fuel Consumption)					
Fuel Consumption: Low MPG (litres/100km). [^]	44.8 - 42.2 (6.3 - 6.7)	43.4 - 40.6 (6.5 - 7.0)	40.2 - 36.3 (7.0 - 7.8)	40.8 - 37.8 (6.9 - 7.5)	64.2 - 56.9 (4.4 - 5.0)
Fuel Consumption: Medium MPG (litres/100km). ^{^^}	58.3 - 50.3 (4.8 - 5.6)	57.1 - 49.4 (4.9 - 5.7)	49.6 - 44.5 (5.7 - 6.3)	51.4 - 46.7 (5.5 - 6.1)	77.4 - 66.6 (3.7 - 4.2)
Fuel Consumption: High MPG (litres/100km). ^{^^^}	64.5 - 54.8 (4.4 - 5.2)	66.3 - 56.5 (4.3 - 5.0)	57.6 - 50.9 (4.9 - 5.5)	61.5 - 53.7 (4.6 - 5.3)	86.0 - 72.7 (3.3 - 3.9)
Fuel Consumption: Extra-High MPG (litres/100km). ^{^*}	52.7 - 44.8 (5.4 - 6.3)	55.7 - 46.5 (5.1 - 6.1)	49.9 - 42.8 (5.7 - 6.6)	50.6 - 43.9 (5.6 - 6.4)	67.1 - 58.1 (4.2 - 4.9)
Fuel Consumption: Combined MPG (litres/100km). ^{^*^}	55.6 - 48.2 (5.1 - 5.9)	56.7 - 48.8 (5.0 - 5.8)	50.3 - 44.3 (5.6 - 6.4)	51.9 - 46.0 (5.4 - 6.1)	73.6 - 63.5 (3.8 - 4.4)
Carbon Dioxide (CO ₂) emissions Combined (g/km) ^{**}	114 - 132	112 - 130	123 - 144	121 - 139	101 - 117
VEHICLE WEIGHT INFORMATION (KG)					
Gross vehicle weight	1510	1595	1625	1630	1650
Mass in service	1078	1216	1224	1272	1232
Kerb weight	980	1090	1090	1158	1090
Gross train weight	2010	2795	2825	2830	2850
Maximum braked trailer weight	500	1200	1200	1200	1200
Maximum tow ball weight	55	55	55	55	55
INSURANCE CODES					
Active Premium	12E	19E	19E	—	21E
Allure	—	19E	19E	24E	21E
Allure Premium	—	19E	19E	24E	21E
GT	—	20E	20E	25E	22E
GT Premium	—	20E	20E	25E	23E



[PREVIOUS PAGE](#)

[NEXT PAGE](#)

PEUGEOT 208

TECHNICAL SPECIFICATION – ELECTRIC (1/2)

For further information visit our website at peugeot.co.uk or contact your local PEUGEOT Retailer

KEY:

- STANDARD
- OPTIONAL
- UNAVAILABLE

ELECTRIC	
Electric 50 kWh 136	
ELECTRIC MOTOR	
Maximum power hp (kW)	136 (100)
Maximum torque lb/ft (Nm)	260 @ 300-3674
Battery Capacity (kWh) / Battery power (kW)	56 / 100
Battery Warranty	8 Year traction battery warranty
Electric Energy Consumption (Wh/km)	159 - 176
Electric Range WLTP (miles)	Up to 217
Service Schedule	16,000 miles / 2 years
On Board Charger (kW)	7.4
BRAKES	
Front and rear discs	●
SUSPENSIONS AND TYRES	
Front suspension	Pseudo MacPherson
Rear suspension	Panhard bar rear train
Size - 16" tyres	195/55 R16
Size - 17" tyres	205/45 R17
REGULATED EMISSIONS	
Carbon monoxide (mg/km)	—
Total hydrocarbons (mg/km)	—
Nitrogen Oxides (mg/km)	—
Total Hydrocarbons + Nitrogen Oxides (mg/km)	—
Particulate Matter (mg/km)	—
Carbon Dioxide (CO2) emissions Combined (g/km)**	○



PEUGEOT 208

TECHNICAL SPECIFICATION – ELECTRIC (2/2)

For further information visit our website at peugeot.co.uk or contact your local PEUGEOT Retailer

KEY:

— UNAVAILABLE

ELECTRIC	
Electric 50 kWh 136	
PERFORMANCE	
Maximum speed (mph)	93 (Sport Mode)
Acceleration 0-62 mph driver only (sec)	8.1
TRANSMISSION	
Type	Automatic
Number of gears	One
SERVICE SCHEDULE	
Service Schedule	16,000 miles / 2 years
VEHICLE WEIGHT INFORMATION (KG)	
Gross vehicle weight	1910
Mass in service	1558
Kerb weight	1455
Gross train weight	1910
Maximum braked trailer weight	—
Maximum tow ball weight	—
INSURANCE CODES	
Active Premium	26E
Allure	27E
Allure Premium	27E
GT	28E
GT Premium	28E

The fuel consumption or electric range achieved, and CO2 produced (where applicable), in real world conditions will depend upon a number of factors including, but not limited to: the accessories fitted (pre and post registration); the starting charge of the battery; variations in weather; driving styles and vehicle load. The WLTP (Worldwide Harmonised Light Vehicles Test Procedure) is used to measure fuel consumption, electric range and CO2 figures.

Figures shown are for comparison purposes and should only be compared to the fuel consumption, electric range and CO2 values of other cars tested to the same technical standard.

^ 'LOW': Low speed city driving, representative of city centre driving, maximum 35mph.

^^ 'MEDIUM': Medium speed town driving, representative of town or suburban driving, maximum 50mph.

^^^ 'HIGH': High speed rural driving, representative of A-road or dual carriageway driving, maximum 60mph.

^^^ 'EXTRA HIGH': Extra High speed motorway driving, representative of a typical European motorway, maximum 81mph.

^^^ 'COMBINED': A mixed journey average of all elements

Figures quoted reflect a range of configurations (including non-UK market vehicles) and are subject to changes resulting from ongoing product development, range evolutions, testing and evaluations.



PEUGEOT 208

DIMENSIONS

For further information visit our website at peugeot.co.uk or contact your local PEUGEOT Retailer

EXTERNAL DIMENSIONS

Length (mm)	4055
Width (mm)	1745
Height (mm)	1430
Wheelbase (mm)	2540
Front / rear overhang (mm)	825 / 690
Front / rear track width (mm)	1500

EXTERNAL DIMENSIONS FOR PARKING

Width with front / rear doors open (mm)	3611 / 2989
Width with door mirrors open / folded (mm)	1960 / 1755

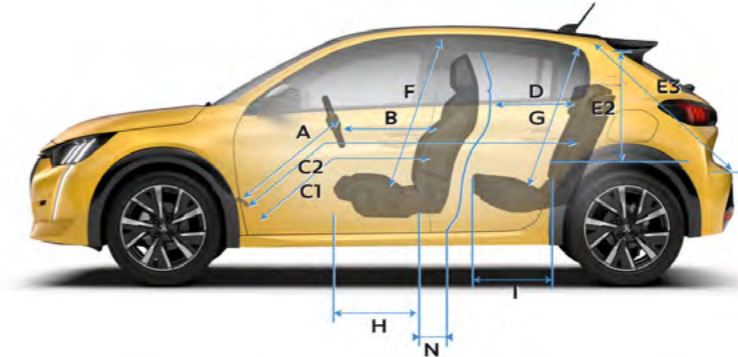

INTERNAL DIMENSIONS

Number of seats	5
Front / rear elbow room (mm)	1382 / 1350
Front / rear shoulder room (mm)	1360 / 1319
Front / rear head room (mm) *	886 / 857





BOOT, STORAGE & FUEL TANK

Length with rear seat back up (mm)	674
Width between wheel housings (mm)	1018
Min. boot volume (litres)	311
Max. boot volume (litres)	1106
Fuel tank capacity (litres)	44 in Puretech / 41 in BlueHDi

*Value with optional panoramic glass roof.



A	720
B	640
C1	885
C2	1697
D	812
E	674
E1	1018
E2	536
E3	749
F	886 Panoramic Sunroof
G	857
H	563
I	541
J	1360
K	1382
L	1319
M	1350
N	239



265 dm3 VDA 210 / 311 Litres

PEUGEOT OFFER TWO LEVELS OF SERVICE PLAN CONTRACTS

What's included:

- PEUGEOT Service Plans offer complete assurance that all your servicing costs will be completely covered for the duration of the plan
- We offer PEUGEOT Service Plans for up to five years with many mileage options
- One-off up front or monthly direct debit payment options available
- All packages are affordable and inflation proof, which means they will remain at a fixed cost for the duration of the plan

Monthly price examples*:

208

36 Months / 30,000 Miles	48 Months / 40,000 Miles	60 Months / 50,000 Miles
£14.40 per month	£18.55 per month	£19.25 per month

e208

36 Months / 30,000 Miles	48 Months / 40,000 Miles	60 Months / 50,000 Miles
£8.05 per month	£11.88 per month	£12.34 per month

*Price examples based on an annual mileage of 10,000 per annum.

A PEUGEOT Service Plan can be purchased up to 12 months after registration date. The prices quoted above are indicative, for a bespoke quote please contact your local PEUGEOT Retailer. If the plan is taken out after the date of registration an additional payment will be required to cover this starting period.

Any normal wear and tear maintenance work such as replacement of tyres, brake pads, brake discs, clutches, shock absorbers, wipers, batteries, bulbs, silencer, exhausts and windscreens are excluded. Servicing must be carried out by a PEUGEOT Authorised Repairer in the UK. PEUGEOT Motor Company reserve the right to change, amend or withdraw this product at any time.

EXTENDED PEUGEOT ASSISTANCE*

What's included: Extension of your PEUGEOT Assistance Cover:

- Offers you the opportunity to extend PEUGEOT Assistance up to a further two years

Cover includes:

- PEUGEOT Assistance from Home
- PEUGEOT Roadside Assistance
- PEUGEOT Recovery
- PEUGEOT Onward Travel
- PEUGEOT European Cover

*Excludes non-vehicle induced faults.



TO FIND OUT ABOUT EXTENDING
YOUR PEUGEOT ASSISTANCE COVER
CALL 0800 294 0294

HOW DOES THE PROCESS WORK?


All PEUGEOT models equipped with BlueHDi engine technology are fitted with SCR technology (Selective Catalytic Reduction) and particulate filtration to treat exhaust gases.

The process specifically targets the pollutants of diesel combustion, removing hydrocarbons and carbon monoxide, reducing nitrogen oxides by up to 90% and eliminating 99.9% of particulates.

To allow treatment of nitrogen oxides (NOx) emissions, PEUGEOT passenger cars powered by BlueHDi engine technology are fitted with a separate AdBlue® tank to hold the solution. In most instances this tank is around 17 litres in size. AdBlue® like fuel and screenwash is treated as a consumable and must be kept regularly topped up. Various factors can affect consumption of AdBlue® including but not limited to driving style, weight carried in the vehicle and environmental factors.

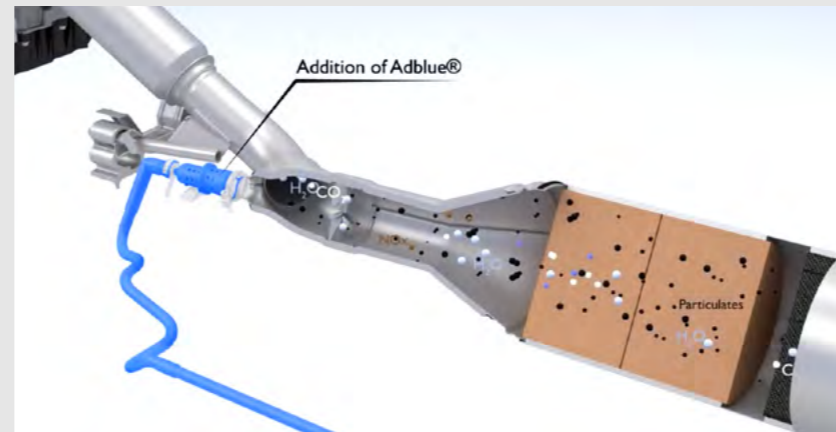
PEUGEOT MODEL	ADBLUE® TANK SIZE	TANK LOCATION	TOP UP REQUIRED
208	17 LITRES	DRIVERS SIDE, UNDER FUEL FILLER CAP	AROUND 3,500 MILES/ AFTER 7 FUEL FILL-UPS

THIS OCCURS DURING A THREE STAGE PROCESS



Stage One

The oxidation catalytic converter eliminates the hydrocarbons (HC) and the carbon monoxide (CO), transforming them into water (H2O) and carbon dioxide (CO2)



Stage Two

The SCR (Selective Catalytic Reduction) transforms the nitrogen oxides (NOx) into water (H2O) and nitrogen (N2), which is the main constituent of air (78%), due to the addition of AdBlue® (mixture of urea and water)



Stage Three

The Particulate Emission Filter eliminates 99.9% of the particulates by number, leaving just harmless water (H2O) and nitrogen (N2) gases to be emitted from the exhaust

TOPPING UP ADBLUE®

To prevent your PEUGEOT running out of the AdBlue® additive the car is fitted with a low level detection facility, just as would be the case with fuel. A series of notifications are available but where the AdBlue® range exceeds 1,500 miles (2,400 km), no information range is automatically displayed.



For further information visit our website at peugeot.co.uk or contact your local PEUGEOT Retailer



Remaining range between 1,500 and 500 miles (2,400 and 800 km)

When switching on the ignition, the orange warning lamp (as shown on the left) comes on for about thirty seconds, accompanied by the display of a message (Top up AdBlue: Starting prevented in x miles/km) indicating the remaining range expressed in miles or kilometres. The reserve level has been reached; it is recommended that you top up as soon as possible.

Remaining range between 500 and 62 miles (800 and 100 km)

When switching on the ignition, this warning lamp comes on, accompanied by an audible signal (1 beep) and the display of a message (e.g. Top up AdBlue: Starting impossible in x miles) indicating the remaining range expressed in miles or kilometres. When driving, the audible signal and the message display are triggered every 62 miles (100 km) until the level is topped up.

It is essential to top up as soon as possible and before the tank is completely empty; otherwise it will not be possible to restart the engine after the next stop the engine after the next stop.



Remaining range less than 62 miles (100 km)

When driving, the audible signal and the message display are triggered every 6 miles (10 km) until the AdBlue tank is topped up. It is essential to top up as soon as possible and before the tank is completely empty; otherwise it will not be possible to restart the engine after the next stop.



IMPORTANT POINTS

- If your vehicle's AdBlue® tank is completely empty – which is confirmed by the alert messages and the impossibility of starting the engine – you must add at least 5 litres of AdBlue® solution
- Never pour AdBlue® into the Diesel fuel tank
- If any AdBlue® is splashed, or if there are any spillages on the side of the body, rinse immediately with cold water or wipe with a damp cloth
- If the fluid has crystallised, clean it off using a sponge and hot water
- Keep AdBlue® out of the reach of children, in its original container
- Never store AdBlue® containers in your vehicle
- Use only AdBlue® fluid that meets the ISO 22241 standard
- Never transfer AdBlue® to another container: it would lose its purity
- Never dilute AdBlue® with water
- Important: in the event of a top-up after an AdBlue® breakdown, you must wait about five minutes before switching on the ignition, without opening the driver's door, unlocking the vehicle or bringing the electronic key into the passenger compartment

PEUGEOT 208

FURTHER INFORMATION

[HOME](#)

[OFFERS](#)

[CONFIGURE](#)

[FIND A RETAILER](#)


For further information visit our website at peugeot.co.uk or contact your local PEUGEOT Retailer

MANUFACTURERS RECOMMENDED RETAIL PRICE ON THE ROAD (INCLUDES THE FOLLOWING FROM APRIL 2021)

TAX BAND	CO ₂ (g/km)	FIRST YEAR VED	FIRST YEAR VED DIESEL CARS*	FIRST YEAR VED ALTERNATIVE FUEL	ANNUAL TAX PETROL & DIESEL	ANNUAL TAX ALTERNATIVE FUEL	FIRST REG FEE	DELIVERY CHARGE	VAT @ 20% ON DELIVERY	TOTAL OTR COSTS	TOTAL OTR COSTS DIESEL CARS*	TOTAL OTR COSTS ALTERNATIVE FUEL
A	0	£0.00	£0.00	£0.00	£0.00	£0.00	£55.00	£595.83	£119.17	£770.00	£770.00	£770.00
B	1-50	£10.00	£25.00	£0.00	£155.00	£145.00	£55.00	£595.83	£119.17	£780.00	£795.00	£770.00
C	51-75	£25.00	£115.00	£15.00	£155.00	£145.00	£55.00	£595.83	£119.17	£795.00	£885.00	£785.00
D	76-90	£115.00	£140.00	£105.00	£155.00	£145.00	£55.00	£595.83	£119.17	£885.00	£910.00	£875.00
E	91-100	£140.00	£160.00	£130.00	£155.00	£145.00	£55.00	£595.83	£119.17	£910.00	£930.00	£900.00
F	101-110	£160.00	£180.00	£150.00	£155.00	£145.00	£55.00	£595.83	£119.17	£930.00	£950.00	£920.00
G	111-130	£180.00	£220.00	£170.00	£155.00	£145.00	£55.00	£595.83	£119.17	£950.00	£990.00	£940.00
H	131-150	£220.00	£555.00	£210.00	£155.00	£145.00	£55.00	£595.83	£119.17	£990.00	£1,325.00	£980.00
I	151-170	£555.00	£895.00	£545.00	£155.00	£145.00	£55.00	£595.83	£119.17	£1,325.00	£1,665.00	£1,315.00
J	171-190	£895.00	£1,345.00	£885.00	£155.00	£145.00	£55.00	£595.83	£119.17	£1,665.00	£2,115.00	£1,655.00
K	191-225	£1,345.00	£1,910.00	£1,335.00	£155.00	£145.00	£55.00	£595.83	£119.17	£2,115.00	£2,680.00	£2,105.00
L	226-255	£1,910.00	£2,245.00	£1,900.00	£155.00	£145.00	£55.00	£595.83	£119.17	£2,680.00	£3,015.00	£2,670.00
M	OVER 255	£2,245.00	£2,245.00	£2,235.00	£155.00	£145.00	£55.00	£595.83	£119.17	£3,015.00	£3,015.00	£3,005.00

*Applies to diesel vehicles that do not meet the real driving emissions step 2 (RDE2) standard. VAT is calculated at 20%. VAT is not applicable to cars sold in the Channel Islands.

Cars with a list price of over £40,000 at first registration will pay an additional rate of £335 per year on top of annual tax 'standard rate', for five years from the start of the second licence, before returning to the rates listed above. This supplement does not apply to electric vehicles.

PEUGEOT 3 YEARS OF WARRANTY

All vehicles first registered in the UK and purchased from a UK PEUGEOT Retailer benefit from a PEUGEOT 2 year unlimited mileage manufacturer's warranty and a free optional additional 1 year of warranty provided by the PEUGEOT Retailer Network in the UK.

PEUGEOT ASSISTANCE

All new PEUGEOTs come with PEUGEOT Assistance, our breakdown assistance service.

PEUGEOT Assistance is available every minute of the day and night; 365 days of the year, for you and anyone else driving your PEUGEOT with your permission.

Full details are available at www.peugeot.co.uk

All information and prices correct at time of publication, but are subject to change at any time without prior notice (which may occur as a result of matters including, but not limited to, any changes in legislation and/or any changes by the government).

It is our policy to continually improve our vehicles in every way. To avoid any misunderstandings you are advised to check with your PEUGEOT Retailer the prices, specification (including colour), equipment, accessories and equipment relating to any PEUGEOT vehicle and the exact cost and availability prior to ordering.

Where a feature is described as an option in this publication it should be assumed that it is at extra cost unless specifically stated otherwise.

Issued by Sales and Marketing, PEUGEOT Motor Company PLC, Pinley House, Sunbeam Way, Coventry CV3 1ND.

[← PREVIOUS PAGE](#)
[NEXT PAGE →](#)



208

[DOWNLOAD PDF VERSION](#) 

Join us:



All information and prices correct at time of publication, but are subject to change at any time without prior notice (which may occur as a result of matters including, but not limited to, any changes in legislation and/or any changes by the government). It is our policy to continually improve our vehicles in every way. To avoid any misunderstandings you are advised to check with your PEUGEOT Retailer the prices, specification (including colour), equipment, accessories and equipment relating to any PEUGEOT vehicle and the exact cost and availability prior to ordering. Where a feature is described as an option in this publication it should be assumed that it is at extra cost unless specifically stated otherwise.
Issued by Sales and Marketing, PEUGEOT Motor Company PLC, Pinley House, Sunbeam Way, Coventry CV3 1ND.

[← PREVIOUS PAGE](#)



HOME



OFFERS



CONFIGURE



FIND A RETAILER



For further information visit our website at peugeot.co.uk or contact your local PEUGEOT Retailer