



## NEW PEUGEOT 308 Range

PRICES, EQUIPMENT AND TECHNICAL SPECIFICATIONS

Version 1 - May 2017

Model Year - 2017

INTERNATIONAL  
**engine**  
of the year  
awards 2016  
Presented by engine technology international magazine  
1-litre to 1.4-litre  
PSA Peugeot Citroën  
1.2-litre three-cylinder turbo



PEUGEOT



Model shown is new PEUGEOT 308 GT with optional Magnetic Blue metallic paint.  
\*Please note UK GT specification includes panoramic fixed cielo glass roof, image not to UK specification\*

**New PEUGEOT 308 models come with the following equipment as standard:**

**Safety and Security**

- ABS (Anti-lock Braking System) with EBD (Electronic Braking Distribution) and EBA (Emergency Braking Assistance)
- Airbags
  - Driver and front passenger airbags (includes passenger airbag deactivation function)
  - Driver and front passenger side airbags
  - Front and rear curtain airbags
- Automatic door locking when moving off
- Automatic hazard light activation upon heavy brake application
- Child locking functionality on rear doors
- Deadlocking
- Electronic code immobiliser
- ESP (Electronic Stability Program)
- Exterior temperature indicator with ice warning
- Front optimised safety headrests and rear retractable headrests (x3), height-adjustable.
- Front and rear disc brakes
- Front three-point retractable seatbelts with force limiters
- Gear shift indicator
- Headlights left on audible warning
- Isofix child seat fittings (x2) in the outer rear seats
- Programmable cruise control and speed limiter
- Rear three-point retractable seatbelts (x3), with force limiters in the outer rear seats
- Seatbelt not fastened audible and visual alert for front seats
- Seatbelt unfastened on the move audible and visual alert for front and rear seats
- Seatbelt unfastened warning display
- Steel space saver spare wheel (except GTi)
- Tyre pressure sensors

**Comfort and Convenience**

- Air conditioning (manual)
- Electric and heated door mirrors
- Electric power steering with reach- and rake-adjustable steering column
- Front central console with cup-holder
- Front interior light with reading spotlights (x2) and rear interior light with timer
- Front windscreen wipers with multi-speed setting
- Grab handles (x4), retractable with damping
- Heated rear windscreen
- Mechanical parking brake
- Multifunction trip computer
- One-touch electric front windows with pinch protection
- Peugeot i-Cockpit®:
  - Head-up instrument panel
  - Compact multi-function steering wheel
- Rear coat hooks (x2)
- Rear windscreen wiper triggered automatically in reverse gear
- Remote central locking (two remotes)
- Roof mounted antenna
- 1/3 - 2/3 folding rear seat, Hatch only
- 1/3 - 2/3 folding rear seat ("Magic Flat" modularity with controls accessible from the boot). SW only

**Interior Features**

- Door armrests and fascia panels trimmed in Mistral fabric
- Fixing rings (x4) in load area
- Gear lever - automatic in black leather effect and satin chrome (EAT6)
- Gear lever - automatic in gloss black and satin chrome (EAT8)
- Gear lever - manual in black (5 speed gearbox) or satin chrome (6 speed gearbox)
- Roof lining - light grey
- Satin chrome dashboard trim
- Satin chrome interior door handles
- Seating
  - 'Comfort' front seats
  - Height adjustable driver and front passenger seat
  - Mistral 'Metax' cloth seat trim with overstitch detail
- Tonneau cover - retractable with dedicated storage under boot floor (SW only)

**In Car Entertainment**

- Bluetooth telephone facility
- DAB radio (Digital Audio Broadcasting)
- USB socket
- 6-speaker radio, MP3 compatible
- 12 V socket

**Exterior Features**

- Fuel filler cap with dedicated AdBlue inlet (diesel versions only)
- Radiator grille: chrome edge trim and with black central detail
- Side window trim: black rubber

**Exterior Lighting and Visibility**

- Halogen headlights
- LED daytime running lights built into the headlight unit
- Rear number plate lights (x2)
- Rear LED PEUGEOT signature 'Claw Effect' lights (hatch only) (with daylight running function)
- Side indicator lights integrated into door mirrors



Model shown is new PEUGEOT 308 Allure with optional Cumulus Grey metallic paint.



17" 'Rubis' alloy wheels as standard on all other Allure versions

## ACTIVE

### Safety and Security

- Alarm (Thatcham category one approved)

### Comfort and Convenience

- Automatic dual zone climate control
- Central front armrest with height and longitudinal adjustment
- Illuminated vanity mirrors
- Map pockets on front seat backs
- Parking sensors - rear

### Interior Features

- Mistral full-grain leather steering wheel with stitch detail
- Seating
  - Driver seat lumbar adjustment

### In Car Entertainment

- Mirror Screen®:
  - Mirrorlink®
  - Apple CarPlay®
  - Android Auto
- Peugeot i-Cockpit®:
  - 9.7" capacitive touchscreen
- 3D Connected Navigation
  - TomTom® Live updates (3 year subscription)
  - Voice recognition (radio, navigation and telephony features)

### Exterior Features

- Body-colour exterior door handles
- Door mirror shells: body colour
- 16" 'Quartz' alloy wheels

### Exterior Lighting and Visibility

- Visibility pack
  - Automatic headlights
  - Automatic windscreen wipers
  - Electrochromic rear view mirror (auto dimming)
  - 'Follow me home' headlamps



## ALLURE

Active specification plus:

### Comfort and Convenience

- Electric parking brake (includes hill assist)
- LED front interior light with reading spotlights (x2) and rear interior light with timer
- Parking sensors - front and rear
- Power folding door mirrors with courtesy approach lighting
- Rear central armrest with ski flap and two cup-holders

### Interior Features

- Seating
  - Front passenger seat lumbar adjustment
  - Mistral 'Oxford' leather effect and cloth seat trim with overstitch detail
  - Sports style front seats with elongated cushion bases and increased side support

### Exterior Features

- Aluminium longitudinal roof bars (SW only)
- Panoramic fixed cielo glass roof (includes electric interior blind) (not GTI)
- Radiator grille: chrome edge trim and with chrome central detail
- Side window trim: chrome
- 16" 'Zyrcon' alloy wheels (Allure 1.6L BlueHDi 120 manual only)
- 17" 'Rubis' diamond cut alloy wheels (all other versions)

### Exterior Lighting and Visibility

- Halogen fog lights



Models shown are new PEUGEOT 308 Allure 1.6L BlueHDi 120 S&S 6-speed manual hatchback and SW 'low consumption versions' with standard 16" 'Zyrcon' alloy wheels.



GT

GT LINE

Allure specification plus:

**Safety and Security**

- PEUGEOT Connect SOS and Assistance
- Self levelling headlights

**Comfort and Convenience**

- Dark tinted rear side and tailgate windows
- 180° colour reversing camera

**Interior Features**

- Aluminium style pedals and door sills
- Door armrests and fascia panels trimmed in Mistral leather effect trim with red stitch detail
- Front armrest and gear lever gaiter with red contrast stitching
- Mistral floor mats with red contrast stitching
- Mistral full grain perforated leather steering wheel with red stitch detail
- Roof lining - Tramontane black
- Seating
  - Mistral 'Oxford Red' leather effect and cloth seat trim with red overstitch detail

**Exterior Features**

- Aluminium door sill finishers
- Door mirror shells: Nera black
- 'GT Line' emblems (front wings and tailgate)
- Radiator grille: chequered with red 'PEUGEOT' lettering
- Sports front bumper design
- Sports side skirt design
- Twin exhaust effect trim
- 18" 'Diamant' two tone finish diamond cut alloy wheels

**Exterior Lighting and Visibility**

- Full LED headlights
- LED fog lights
- LED sequential scrolling front indicators

GT Line specification plus:

**Safety and Security**

- ESP disengage functionality

**Comfort and Convenience**

- PEUGEOT Open and Go (keyless entry and push button start)

**Interior Features**

- Driver sport pack
- Mistral full grain perforated leather steering wheel with red stitch detail and 'GT' emblem
- Seating
  - Alcantara® and leather effect seat trim with red overstitch detail
- 3.5" 'GT' instrument panel display

**Exterior Features**

- 'GT' emblems (front wings and tailgate)
- Lowered ride height (7mm at front and 10mm at rear)
- Sports front bumper design with black lower bumper finisher



Engineered By Peugeot Sport



GTi

GT specification plus:

Interior Features

- Mistral full grain perforated leather steering wheel with red stitch detail, 'GTi' emblem and red centering mark
- Seating
  - GTi Bucket seats with PEUGEOT Sport branding
  - PEUGEOT Sport branded Alcantara® and leather effect seat trim with red overstitch detail
  - Massage function on front seats with two intensity settings
- 3.5" 'GTi' instrument panel display

Exterior Features

- Aluminium 'GTi' door sill finishers
- 'GTi' emblems (front wings and tailgate)
- Large twin exhaust and black rear diffuser
- Lowered ride height (11mm) (vs. standard ride height)
- Radiator grille: gloss black chequered with gloss black surround and red 'PEUGEOT' lettering
- Red painted Peugeot Sport brake calipers with 380mm front discs
- Sports front bumper skirts
- Sports front bumper design with red lower bumper finisher (black on Ultimate Red vehicles)
- Torsen® limited slip differential
- 19" "Carbone" two tone finish diamond cut alloy wheels



Engineered by Peugeot Sport:

Founded in 1981 by Jean Todt, Peugeot Sport has competed in the world's greatest and most demanding events and championships. Embarking on such endeavours has resulted in Peugeot Sport obtaining many accolades, including victories at the iconic Le Mans 24 Hours, Pikes Peak International Hill Climb and Dakar Rally. Drawing upon their expertise obtained from successes in motorsport, Peugeot Sport have designed radical sports cars for the road for many years. Peugeot 308 GTi by PEUGEOT SPORT is their latest creation, proudly carrying the name of the experts who developed it.



1.6L THP Turbocharged Engine

1.6L THP Turbocharged Engine:

Available with 270hp, 308 GTi is powered by the most powerful production engine of its size. This hugely capable engine has been meticulously developed by Peugeot Sport engineers, highlights include the fitment of Mahle lightweight race pistons, increased injection pressure and a Borgwarner twin scroll turbo charger. This expertise results in a car that can go from 0-62mph in 6.0 seconds, boasting one of the strongest power : weight ratios in its class.

Driver Sport Pack

Driver Sport Pack:

Increases responsiveness of engine and gearbox to accelerator pedal, changes instrument panel colour to red (from white), displays vehicle dynamic parameters - acceleration, power delivery, turbo and amplifies engine sound in the cabin.



Braking Technology

Braking Technology:

For powerful braking, the ventilated front brake discs have a diameter of 380mm. Mounted on aluminium hubs, they are pinched by four pistons (38mm and 41mm in diameter) in a vibrant red fixed caliper at the front with the Peugeot Sport signature. The rear discs have a diameter of 268mm. Together, these components deliver endurance and remarkably consistent performance in the most demanding circumstances.



Torsen® Limited Slip Differential

Torsen Limited Slip Differential:

Exclusive to PEUGEOT 308 GTi 270 by PEUGEOT SPORT is an accomplished Torsen® limited-slip differential, incorporated into the transmission to improve cornering traction. By channelling the torque to the wheel with the most grip, it allows the car to accelerate faster as it exits bends than would normally be the case.



Coupe Franche Paint Option

Coupe Franche:

Exclusive to PEUGEOT 308 GTi 270 by PEUGEOT SPORT this unique paint option combines either Ultimate Red or Magentic Blue with Nera Black metallic paint. This hand finished option is a visual marker for the most high



# New PEUGEOT 308 Hatchback Range: Price List

	ENGINE	HP	TITRE CODE (DIALOG DESCRIPTION)	CO <sub>2</sub> g/km	BASIC MRRP	VAT (£)	TOTAL MRRP	P11D VALUE (£)	2017/18 BIK %	ON THE ROAD MRRP
<b>Active</b>	<b>1.2L PureTech 110 S&amp;S</b> 5-speed manual	110	1PT9A5LCQJT0BMC0 (308 ACT PT110)	95	14,778.33	2,955.67	17,734.00	18,395.00	18	<b>18,570.00</b>
	<b>1.2L PureTech 130 S&amp;S</b> 6-speed manual	131	1PT9A5LCRKT0A0C0 (308 ACT PT130)	104	15,236.67	3,047.33	18,284.00	18,945.00	19	<b>19,140.00</b>
	<b>1.2L PureTech 130 EAT6 S&amp;S</b> 6-speed Efficient Automatic Transmission	131	1PT9A5LCRQT0A0C0 (308 ACT PT130A)	106	16,236.67	3,247.33	19,484.00	20,145.00	18	<b>20,340.00</b>
	<b>1.6L BlueHDi 100 S&amp;S</b> 5-speed manual	99	1PT9A5LKEJT0A0C0 (308 ACT BHD1100)	94	15,778.33	3,155.67	18,934.00	19,595.00	20	<b>19,770.00</b>
	<b>1.6L BlueHDi 120 S&amp;S</b> 6-speed manual	120	1PT9A5LKDKT0BMC0 (308 ACT BHD1120)	82	16,270.00	3,254.00	19,524.00	20,185.00	21	<b>20,340.00</b>
	<b>1.5L BlueHDi 130 S&amp;S</b> 6-speed manual	130	1PT9A5LMAKT0BMC0 (308 ACT BHD1130)	<b>TBC</b>					<b>TBC</b>	<b>TBC</b>
	<b>1.6L BlueHDi 120 EAT6 S&amp;S</b> 6-speed Efficient Automatic Transmission	120	1PT9A5LKDQT0A0C0 (308 ACT BHD1120A)	95	17,253.33	3,450.67	20,704.00	21,365.00	21	<b>21,540.00</b>
<b>Allure</b>	<b>1.2L PureTech 110 S&amp;S</b> 5-speed manual	110	1PT9A5PCQJT0A0C0 (308 ALL PT110)	107	15,845.00	3,169.00	19,014.00	19,675.00	20	<b>19,870.00</b>
	<b>1.2L PureTech 130 S&amp;S</b> 6-speed manual	131	1PT9A5PCRKT0A0C0 (308 ALL PT130)	107	16,320.00	3,264.00	19,584.00	20,245.00	20	<b>20,440.00</b>
	<b>1.2L PureTech 130 EAT6 S&amp;S</b> 6-speed Efficient Automatic Transmission	131	1PT9A5PCRQT0A0C0 (308 ALL PT130A)	112	17,303.33	3,460.67	20,764.00	21,425.00	21	<b>21,640.00</b>
	<b>1.6L BlueHDi 120 S&amp;S</b> 6-speed manual	120	1PT9A5PKDKT0BMC0 (308 ALL BHD1120)	84	17,353.33	3,470.67	20,824.00	21,485.00	20	<b>21,640.00</b>
	<b>1.5L BlueHDi 130 S&amp;S</b> 6-speed manual	130	1PT9A5PMAKT0A0C0 (308 ALL BHD1130)	<b>TBC</b>					<b>TBC</b>	<b>TBC</b>
	<b>1.6L BlueHDi 120 EAT6 S&amp;S</b> 6-speed Efficient Automatic Transmission	120	1PT9A5PKDQT0A0C0 (308 ALL BHD1120A)	101	18,320.00	3,664.00	21,984.00	22,645.00	22	<b>22,840.00</b>
<b>GT LINE</b>	<b>1.2L PureTech 130 S&amp;S</b> 6-speed manual	131	1PT9A5TCRKT0A0C0 (308 GTL PT130)	107	17,903.33	3,580.67	21,484.00	22,145.00	20	<b>22,340.00</b>
	<b>1.2L PureTech 130 EAT6 S&amp;S</b> 6-speed Efficient Automatic Transmission	131	1PT9A5TCRQT0A0C0 (308 GTL PT130A)	112	18,886.67	3,777.33	22,664.00	23,325.00	21	<b>23,540.00</b>
	<b>1.6L BlueHDi 120 S&amp;S</b> 6-speed manual	120	1PT9A5TKDKT0A0C0 (308 GTL BHD1120)	98	18,920.00	3,784.00	22,704.00	23,365.00	21	<b>23,540.00</b>
	<b>1.5L BlueHDi 130 S&amp;S</b> 6-speed manual	130	1PT9A5TMAKT0A0C0 (308 GTL BHD1130)	<b>TBC</b>					<b>TBC</b>	<b>TBC</b>
	<b>1.6L BlueHDi 120 EAT6 S&amp;S</b> 6-speed Efficient Automatic Transmission	120	1PT9A5TKDQT0A0C0 (308 GTL BHD1120A)	101	19,903.33	3,980.67	23,884.00	24,545.00	22	<b>24,740.00</b>
	<b>2.0L BlueHDi 150 S&amp;S</b> 6-speed manual	150	1PT9A5TKBKT0A0C0 (308 GTL BHD1150)	102	19,653.33	3,930.67	23,584.00	24,245.00	22	<b>24,440.00</b>
	<b>2.0L BlueHDi 150 EAT6 S&amp;S</b> 6-speed Efficient Automatic Transmission	150	1PT9A5TKBQT0A0C0 (308 GTL BHD150A)	108	20,653.33	4,130.67	24,784.00	25,445.00	23	<b>25,640.00</b>
<b>GT</b>	<b>1.6L THP 205 S&amp;S</b> 6-speed manual	205	1PT9A5UKJKT0A0C0 (308 GT THP205)	130	20,111.67	4,022.33	24,134.00	24,795.00	25	<b>25,010.00</b>
	<b>2.0L BlueHDi EAT8 180 S&amp;S</b> 8-speed Efficient Automatic Transmission	<b>TBC</b>	1PT9A5UKA1T0A0C0 (308 GT BHD1180A)	<b>TBC</b>					<b>TBC</b>	<b>TBC</b>
<b>GTi</b>	<b>1.6L THP 270 S&amp;S</b> 6-speed manual	272	1PT9A5WLMKT0A0C0 (308 GTi THP270)	139	23,061.67	4,612.33	27,674.00	28,335.00	25	<b>28,590.00</b>

**New PEUGEOT 308SW Range: Price List**

	ENGINE	HP	TITRE CODE (DIALOG DESCRIPTION)	CO <sub>2</sub> g/km	BASIC MRRP	VAT (£)	TOTAL MRRP	P11D VALUE (£)	2017/18 BIK %	ON THE ROAD MRRP
<b>Active</b>	<b>1.2L PureTech 110 S&amp;S</b> 5-speed manual	110	1PT9C5LCQJT0BMC0 (308SW ACT PT110)	99	15,570.00	3,114.00	18,684.00	19,345.00	18	<b>19,520.00</b>
	<b>1.2L PureTech 130 S&amp;S</b> 6-speed manual	131	1PT9C5LCRKT0A0C0 (308SW ACT PT130)	106	16,028.33	3,205.67	19,234.00	19,895.00	20	<b>20,090.00</b>
	<b>1.2L PureTech 130 EAT6 S&amp;S</b> 6-speed Efficient Automatic Transmission	131	1PT9C5LCRQT0A0C0 (308SW ACT PT130A)	106	17,028.33	3,405.67	20,434.00	21,095.00	20	<b>21,290.00</b>
	<b>1.6L BlueHDi 100 S&amp;S</b> 5-speed manual	99	1PT9C5LKEJT0A0C0 (308SW ACT BHDI100)	94	16,570.00	3,314.00	19,884.00	20,545.00	20	<b>20,720.00</b>
	<b>1.6L BlueHDi 120 S&amp;S</b> 6-speed manual	120	1PT9C5LKDKT0BMC0 (308SW ACT BHDI120)	85	17,061.67	3,412.33	20,474.00	21,135.00	21	<b>21,290.00</b>
	<b>1.5L BlueHDi 130 S&amp;S</b> 6-speed manual	130	1PT9C5LMAKT0BMC0 (308SW ACT BHDI130)	<b>TBC</b>					<b>TBC</b>	<b>TBC</b>
	<b>1.6L BlueHDi 120 EAT6 S&amp;S</b> 6-speed Efficient Automatic Transmission	120	1PT9C5LKDQT0A0C0 (308SW ACT BHDI120A)	99	18,045.00	3,609.00	21,654.00	22,315.00	21	<b>22,490.00</b>
<b>Allure</b>	<b>1.2L PureTech 110 S&amp;S</b> 5-speed manual	110	1PT9C5PCQJT0A0C0 (308SW ALL PT110)	111	16,620.00	3,324.00	19,944.00	20,605.00	21	<b>20,820.00</b>
	<b>1.2L PureTech 130 S&amp;S</b> 6-speed manual	131	1PT9C5PCRKT0A0C0 (308SW ALL PT130)	111	17,095.00	3,419.00	20,514.00	21,175.00	21	<b>21,390.00</b>
	<b>1.2L PureTech 130 EAT6 S&amp;S</b> 6-speed Efficient Automatic Transmission	131	1PT9C5PCRQT0A0C0 (308SW ALL PT130A)	112	18,095.00	3,619.00	21,714.00	22,375.00	21	<b>22,590.00</b>
	<b>1.6L BlueHDi 120 S&amp;S</b> 6-speed manual	120	1PT9C5PKDKT0BMC0 (308SW ALL BHDI120)	88	18,145.00	3,629.00	21,774.00	22,435.00	20	<b>22,590.00</b>
	<b>1.5L BlueHDi 130 S&amp;S</b> 6-speed manual	130	1PT9C5PMAKT0A0C0 (308SW ALL BHDI130)	<b>TBC</b>					<b>TBC</b>	<b>TBC</b>
	<b>1.6L BlueHDi 120 EAT6 S&amp;S</b> 6-speed Efficient Automatic Transmission	120	1PT9C5PKDQT0A0C0 (308SW ALL BHDI120A)	105	19,111.67	3,822.33	22,934.00	23,595.00	23	<b>23,790.00</b>
<b>GT LINE</b>	<b>1.2L PureTech 130 S&amp;S</b> 6-speed manual	131	1PT9C5TCRKT0A0C0 (308SW GTL PT130)	111	18,678.33	3,735.67	22,414.00	23,075.00	21	<b>23,290.00</b>
	<b>1.2L PureTech 130 EAT6 S&amp;S</b> 6-speed Efficient Automatic Transmission	131	1PT9C5TCRQT0A0C0 (308SW GTL PT130A)	112	19,678.33	3,935.67	23,614.00	24,275.00	21	<b>24,490.00</b>
	<b>1.6L BlueHDi 120 S&amp;S</b> 6-speed manual	120	1PT9C5TKDKT0A0C0 (308SW GTL BHDI120)	102	19,695.00	3,939.00	23,634.00	24,295.00	22	<b>24,490.00</b>
	<b>1.5L BlueHDi 130 S&amp;S</b> 6-speed manual	130	1PT9C5TMAKT0A0C0 (308SW GTL BHDI130)	<b>TBC</b>					<b>TBC</b>	<b>TBC</b>
	<b>1.6L BlueHDi 120 EAT6 S&amp;S</b> 6-speed Efficient Automatic Transmission	120	1PT9C5TKDQT0A0C0 (308SW GTL BHDI120A)	105	20,695.00	4,139.00	24,834.00	25,495.00	23	<b>25,690.00</b>
	<b>2.0L BlueHDi 150 S&amp;S</b> 6-speed manual	150	1PT9C5TKBKT0A0C0 (308SW GTL BHDI150)	102	20,445.00	4,089.00	24,534.00	25,195.00	22	<b>25,390.00</b>
	<b>2.0L BlueHDi 150 EAT6 S&amp;S</b> 6-speed Efficient Automatic Transmission	150	1PT9C5TKBQT0A0C0 (308SW GTL BHDI150A)	112	21,428.33	4,285.67	25,714.00	26,375.00	24	<b>26,590.00</b>
<b>GT</b>	<b>2.0L BlueHDi EAT8 180 S&amp;S</b> 8-speed Efficient Automatic Transmission	TBC	1PT9C5UKA1T0A0C0 (308SW GT BHDI180A)	<b>TBC</b>					<b>TBC</b>	<b>TBC</b>

PEUGEOT i-Cockpit®

**PEUGEOT i-Cockpit®:**

Since launching in 2012, PEUGEOT i-Cockpit® has re-written the rule book for car interior architecture. The PEUGEOT i-Cockpit® philosophy centres around a driving environment that puts you in control, allowing a greater connection to the road. For new PEUGEOT 308, the PEUGEOT i-Cockpit® helps to make driving more instinctive.

The PEUGEOT i-Cockpit®, comprises of the following key features:

**Head-up instrument panel:**

Available as standard across the new PEUGEOT 308 range, the raised instrument panel increases driver comfort and safety. As the panel is positioned higher, it is closer to the road and is more within the driver's field of vision. This can increase safety when compared to a conventional setup where the dials sit within the wheel, further from the road.

Inspired by the world of watch making, the "clock maker" style dials feature finely engraved needles and elegant typography. To provide perfect symmetry with the speedometer, the rev counter and temperature gauge feature a reversed needle design, allowing the needles to come together on acceleration.

Sitting comfortably between the dials is an LCD screen complete with white or colour graphics depending on version. Designed to relay key information to the driver the screen can display key data including, digital speed read out, satellite navigation directions, fuel economy data and even power output and G-force information in conjunction with the driver sport pack.

**Compact multi-function steering wheel:**

At Peugeot we have quite literally reinvented the wheel. Compact steering wheel dimensions of just 351mm x 329mm enhance every journey in new PEUGEOT 308. Out on the road the compact dimensions increase the visibility of the cars instruments whilst in the corners it provides heightened responses and improved agility.

When it comes to round town or navigating car parks its compact size make light work of wheel winding to manoeuvre into a space. In terms of finish, Active models upwards have a steering wheel trimmed with Mistral full-grain leather and stitch detail. Sports models benefit further from red stitching, perforation detail and a satin chrome model designation badge, whilst on the GTI a bright red centering mark enhances the sports theme further.

**9.7" capacitive touch-screen (Active versions upwards):**

With crystal clear graphics, the 9.7" capacitive touch-screen houses several key technological features on the new PEUGEOT 308. Capacitive technology helps to give Smartphone levels of responsiveness. In-keeping with the PEUGEOT i-Cockpit® theme, the touch-screen is angled towards the driver.

For greater accessibility the touch-screen includes access keys around the outside of the screen display, these enable direct access to the wealth of functionality available. Features accessed via the touch-screen include:

- Automatic dual zone climate control
- DAB Radio (Digital Audio Broadcasting)
- Mirror Screen®: (Apple CarPlay®, Android Auto and Mirrorlink®)
- 3D satellite navigation: includes TomTom® Live updates



PEUGEOT i-Cockpit®



PEUGEOT i-Cockpit®

Driver Sport Pack

**Driver Sport Pack: (Standard on GT and GTI versions)**

Increase the sporting temperament of your new Peugeot 308 with this exciting pack. A simple press of the 'Sport' button has the following impact:

- Increased responsiveness of the vehicles power steering to give a sharper response. (excludes GTI with enhanced steering as standard)
- Sharpened throttle response upon acceleration
- Sportier gearshift pattern for automatic versions

In addition to changes to vehicle driving dynamics the driver sport pack also rewards the driver both visually and audibly in the following ways:

- Display of vehicle dynamic parameters including G-force data, power delivery and turbo pressure.
- Change of the head-up instrument panel display lighting to red (from white)
- Digital engine sound amplification through the cars speakers

All of the above parameters coupled with the PEUGEOT i-Cockpit® interior architecture combine to provide the most thrilling of driving experiences.

Driver sport pack is also available as an option on Allure and GT Line versions.



Red Dials (in conjunction with driver sport pack)



Electric Impulse Automatic Gearbox Control

**Electric Impulse Automatic Gearbox Control: (Standard EAT8 automatic versions)**

Linked to the all-new 8-speed Efficient Automatic Transmission (EAT8) with Quickshift Technology. This stylish gearbox control with its ergonomic design complements the PEUGEOT i-Cockpit®. Trimmed with full-grain leather, satin chrome and piano black materials, this compact gearbox control even helps to free up space within the cabin.

Operation is intuitive and smooth, for the more exuberant driver a manual driving mode is also available, a simple press of the 'M' button located on the control gives full access to the steering column mounted paddles.



Steering Column Paddles and Electric Impulse Control



Head-Up Instrument Panel

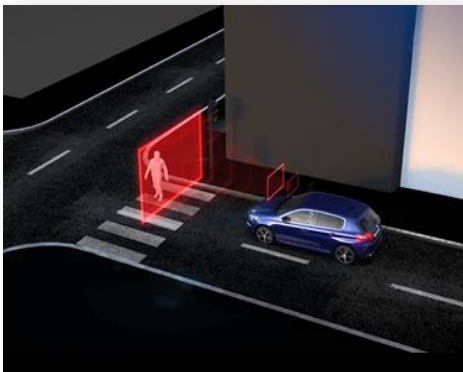


Compact Multi-Function Steering Wheel



9.7" Capacitive Touch-Screen





### Automatic Emergency Braking System (AEBS2)

**Automatic Emergency Braking System (AEBS2):**  
 An intelligent autonomous braking system designed to avoid a collision or limit its severity by reducing the vehicle's speed. The system is triggered if the driver does not react quickly enough, by activating the vehicle's brakes.  
 A multifunction camera located at the top of the windscreen coupled with a bumper mounted radar are able to detect obstructions on the road. The system is able to detect vehicles that are moving in the same direction or are at a stop, together with pedestrians in the road.

**Distance Alert System:**  
 Working in conjunction with the AEBS2 system, the distance alert function warns the driver if the vehicle risks a collision with the vehicle in front or a pedestrian in the road. Two levels of warning are available, the first 'Amber' warning provides a visual alert to the potential risk. In a more severe instance a 'Red' visual and audible alert indicate a collision is imminent and driver action is required, failure to act triggers the AEBS2 system.

Optional from Active level, included as part of the safety plus pack

### Lane Keeping Technologies

**Lane Keeping Technologies:**  
 Linked to the safety plus and drive assist option packs, new PEUGEOT 308 is always one step ahead. Featuring advanced lane keeping technology, the vehicle is able to identify lines on the road via a windscreen mounted camera. The technology operates in the following ways:

**Lane Departure Warning:** a system that monitors continuous and discontinuous lines and warns the driver if a longitudinal lane marking on the ground is accidentally crossed. If steering deviation is detected, you are alerted by a flashing indicator on the digital instrument panel and an audible signal in the cabin.

**Active Lane Keeping Assistance :** in addition to visually and audibly alerting the driver, new PEUGEOT 308 also features LKA. As soon as the system identifies a risk of accidentally crossing one of the marking lines detected on the ground, the steering is gradually corrected to keep the vehicle in lane, at speeds of over 40mph.

### Driver Attention Alert

**Driver Attention Alert:**  
 Linked to the safety plus and drive assist option packs, to help you stay sharp and alert behind the wheel, new PEUGEOT 308 features an advanced driver alert system for added safety on the road, comprising:

**Driver Attention Alert 3 (DAA3):**  
 it is important to take frequent breaks when travelling over long distances, to better guarantee your safety and the safety of those around you. New PEUGEOT 308 features a timed alert system that operates at speeds in excess of 40mph, after two hours of driving a message is displayed recommending that you take a break.

### Blind Spot Monitoring / Active Blind Spot Detection (ABSD)

**Blind Spot Monitoring :** (linked to City Park option)  
 Now you can enjoy the feeling of having eyes in the back of your head. Using lateral ultrasound sensors to cover areas out of your field of vision, an LED illuminates in either side door mirror to alert to the presence of a car, lorry, motorbike or bicycle in your blind spot. The system works when overtaking a slower vehicle or when overtaken by a faster vehicle. This intelligent feature operates from speeds as low as 8mph right up to the National Speed Limit.

**Active Blind Spot Detection (ABSD):** (linked to safety plus and drive assist pack, must be ordered in conjunction with City Park option pack)  
 Utilising the windscreen mounted camera included with the safety packs, new PEUGEOT 308 can also be specified with Active Blind Spot Detection. ABSD offers the benefits of regular blind spot monitoring but also features a trajectory correction system in partnership with Active Lane Keeping Assistance. The trajectory correction is applied to the steering if a line is crossed even when the turn indicator is enabled, to try and avoid a collision with an obstacle not detected by the driver.



In addition to a timed alert and controlled by a camera at the top of the windscreen designed to analyse the vehicles trajectory, DAA3 evaluates the vigilance of the driver at speeds of over 40mph.

By identifying deviations relative to the road markings new PEUGEOT 308 is able to determine whether the vehicle's behaviour reflects a certain degree of driver drowsiness or inattention. If it is felt that the driver needs to take better care on the road a visual and audible alert will occur. If more than three instances occur, the driver will be advised to take a break.

### Adaptive Cruise Control (ACC Stop / ACC30)

**Adaptive Cruise Control with Stop (ACC Stop):** Optional on selected automatic versions  
 Controlled via a radar mounted at the front of the vehicle with a range of up to 150 metres, the ACC Stop system provides two key functions:

- Automatic maintenance of the vehicles speed, at the value set by the driver.
- Automatic maintenance of a set distance between new PEUGEOT 308 and the vehicle in front, slowing the vehicle to a stop if required.

The system detects a vehicle driving in front in the same direction and can automatically adapt the vehicle's speed to that of the vehicle in front. This occurs using engine braking and the braking system (in which case the brake lights are lit) to maintain a constant distance .

If the vehicle in front has slowed to a stop, new PEUGEOT 308 will also be brought to a stop by the ACC Stop system, if after this no response is received from the driver, the electric parking brake is automatically applied.

**Adaptive Cruise Control with Speed Reduction to 30km/h (ACC 30):** Optional on selected manual versions  
 ACC30 works in the same way as ACC Stop to regulate speed and distance. ACC30 can slow new PEUGEOT 308 to a speed of 30km/h, at which point driver input is required to prevent stalling.



**PEUGEOT Connect SOS and Assistance**

**Peugeot Connect SOS & Assistance:**  
 A vehicle locating communication unit, this feature can be used manually (dedicated SOS button on the console) or automatically (if pyrotechnic devices are deployed). It locates the vehicle precisely and triggers the sending of the appropriate emergency services for a rapid response.

Peugeot are the pioneers of this technology, since launching in 2003 Peugeot Connect SOS & Assistance has assisted over 7,000 individuals. The system is subscription free with no additional charges and uses a GPS module and SIM card (built in to the system).

Optional on Active and Allure models, standard from GT Line upwards.

### Speed Limit Recognition

**Speed Limit Recognition and Recommendation:**  
 Linked to the safety plus and drive assist option packs. Using the windscreen mounted camera, new PEUGEOT 308 features speed limit sign recognition, leaving you in no doubt over the speed limit. Upon detecting a speed limit sign this information is read by the camera and displayed in colour on the head-up instrument panel.

In addition to been made aware of the speed the driver also has the option to adapt their speed to the speed limit on the particular road via the vehicles cruise control stalk. The vehicle will then adjust its speed accordingly.



### PEUGEOT Smartbeam Assistance

**PEUGEOT Smartbeam Assistance:**  
 Linked to the safety plus and drive assist option packs, PEUGEOT Smartbeam Assistance gives you one less thing to think about when driving at night. Controlled via a windscreen mounted camera, the system continuously analyses driving conditions, for instance the proximity of other vehicles.

PEUGEOT Smartbeam Assistance automatically switches headlamps to full beam when conditions allow, allowing you to tap into the full potential of the full LED headlamps\* that offer uniform lighting to reduce eye fatigue, increasing driver comfort.  
 \* Standard on new PEUGEOT 308 GT Line models upwards





### 3D Connected Navigation

#### Satellite Navigation: (Standard from Active onwards)

Linked to the 9.7" capacitive colour touch screen, the system includes European mapping, 3D city mapping and voice recognition.

The system also includes a 3 year subscription to PEUGEOT Connect allowing a connection to online navigation services (in partnership with TomTom®). Key features of PEUGEOT Connect include:

- **TomTom® Traffic:** Real-time updates on traffic conditions (traffic jams, roadworks) and suggested alternative routes.
- **Local Weather:** Displays forecasted weather conditions along the route.
- **Fuel Stations:** Displays nearby fuel stations and pricing.
- **Local search:** Access address and contact detail information for a point of interest.

Please note, Active and Allure versions require a continual smartphone data connection to access TomTom® services.

### Mirror Screen

#### Mirror Screen: (Standard from Active onwards)

Allows the mirroring of a compatible smartphone screen to access the key functionality on the handset. Once paired functions are displayed on the 9.7" capacitive colour touch screen. System features vary by provider/phone and can include navigation, text display, text reading, media functionality voice control. Mirror Screen uses the following systems:

- **Apple CarPlay®**
- **Android Auto**
- **Mirror Link®**



\*Please consult peugeot.co.uk for a list of enabled Android phones - compatibility is based on the phone providers' original operating system. CarPlay® is compatible with iPhone 5/5c/5s, iPhone SE and iPhone 6/6 Plus/6s/6s Plus.



### 180° Colour Reversing Camera

#### 180° Colour Reversing Camera: (Standard from GT Line onwards)

A camera located on the rear of the vehicle is linked to the 9.7" capacitive colour touch screen. Offering increased visibility when reversing, with a selection of views to choose from, you'll never look back:

- **Rear Grid View:** a clear view of obstructions to the rear of the vehicle coupled with grid lines oriented to the positioning of the steering wheel, offering perspective for distances of one and two metres respectively from the rear bumper.
- **180° View:** Divides the screen into three zones, offering a clear view of vehicles approaching from the side. Perfect for safely reversing out of parking spaces.
- **Overhead View:** the camera records the surroundings during a manoeuvre to reconstitute an overhead rear view of the vehicle in its immediate environment, making it easier to manoeuvre between surrounding obstacles.

### City Park

#### City Park Pack: Includes Blind Spot Monitoring (Optional)

**City Park:** This system provides active assistance for parking by detecting a parking space and then operating the steering system to park in this space. During a parking manoeuvre the vehicle operates the steering whilst the driver manages the pedals and gearbox control. During the entry and exit from a space the system provides visual and audible information to improve the safety of the manoeuvre. The system works with both parallel and bay parking.

**Blind Spot Monitoring:** also comes with the City park pack, this technology provides information to the driver during a journey, on the presence of a vehicle or motorcycle in the blind spot by means of four sensors mounted in the front and rear bumpers, if a vehicle is detected the driver is informed through the illumination of the LED light located in the door mirrors.



### Denon HIFI Speaker System

#### Denon HIFI Speaker System: (Optional from GT onwards)

Known throughout the world for their patented innovations and unique sound signature, new PEUGEOT 308 can be specified with a bespoke Denon audio system, for the ultimate in-car acoustic experience.

The system comes equipped a host of loudspeakers comprising the following:

- 4 soft-dome tweeters with resonance chambers.
- 4 CosCone™ woofers with high sensitivity and large excursion
- 1 subwoofer box with 100W driver
- 1 full digital Class D-Amplifier with 8 channels, advanced road noise & distortion management, 2 effective sound presets (sound distribution) for different vehicle occupations (driver, passengers)
- 500w total output

Enjoy the perfect soundtrack on every journey with new PEUGEOT 308 and Denon.



### PEUGEOT Open and Go

#### PEUGEOT Open and Go: (Standard on GT and GTi versions)

Using sensors mounted in the front door handles, new PEUGEOT 308 can be opened without removing the key from your pocket or bag, simply grab the handle and the vehicle will automatically unlock. Once inside a simple press of the stop start button is all that is required.

### Panoramic Fixed Cielo Glass Roof

#### Panoramic Fixed Cielo Glass Roof: (Standard on Allure, GT Line and GT versions)

Enjoy the world outside with new PEUGEOT 308. Measuring 1.44m<sup>2</sup> on hatchback models and 1.69m<sup>2</sup> on SW models, this large fixed panel glass roof bathes the cabin in natural light.

An electric roller blind is also included, in either light grey or tramontane black, dependent on level. If the sunshine is too bright the electric blind is able to filter out 95% of natural light..



Full LED Headlights

**Full LED Headlights:** (Standard from GT Line onwards)

**Full LED Headlights:** Light Emitting Diode (LED) technology remains a rare feature in the car industry, with new PEUGEOT 308 however this is not the case. Full LED headlights feature from GT Line, allowing you to enjoy the following benefits:

- LED technology consumes considerably less energy to produce light, 50% less than halogen and 35% less than xenon technologies.
- LED technology offers a whiter light for improved visibility at night, the light is also more similar to daylight, leading to reduced driver eye fatigue, improving safety.
- LED technology requires no warm up time with instantaneous lighting response when compared to conventional halogen technologies.
- LED technology will last for the life of the car, compared to halogen technology with much shorter life expectancy.
- LED technology offers a very striking visual signature that perfectly complements the sharp exterior design of new PEUGEOT 308.

For an additional dose of style, in conjunction with full LED headlights, new PEUGEOT 308 features LED sequential scrolling front indicators, that glide outwards when signalling.

To complement LED technology used in the headlights, all new PEUGEOT 308 models feature this technology in the signature design rear LED PEUGEOT signature 'Claw Effect' lights (hatch only) (with daylight function). In addition GT Line and GT models feature LED fog lights for increased visibility in poor driving conditions.



Practicality (SW Versions)

**Practicality:** Peugeot 308 SW features the largest load space in its class. The boot area level with the retractable parcel shelf in place boasts up to 660 litres, this extends up to an impressive 1775 litres with the rear seats folded flat, loaded to the roof.

**"Magic Flat" Rear Seats:** Offer 2/3 1/3 split fold functionality, when lowered, the rear seats lie flat to optimise loading. Lowering the seats couldn't be easier, simply pull the handles located in the boot area, a particularly useful feature when loading items in tighter spaces, as there is no need to open the rear doors to lower the seats.

**Retractable Tonneau Cover:** A cover that can be pulled across to conceal items in the boot, retracted to allow for greater access, or removed all together for optimised load space with the seats folded. For added flexibility the tonneau cover can be stored with ease under the boot floor in a designated space.

**Boot Sill Height:** The design of Peugeot 308 SW incorporates one of the lowest boot sills in the class. The unladen height is just 61cm, this allows easier loading and unloading of bulky or heavy items whilst also providing easier access for pets.

**Aluminium Boot Rails:** For additional security on the move, boot rails, complete with adjustable tethering hooks can be used to prevent items moving. (Optional on Allure models, standard on GT Line & GT models)



Rear seats in place with tonneau cover retracted, offering up to 810 litres of space



"Magic Flat" 2/3 1/3 seats



Rear seats folded with tonneau cover retracted, offering up to 1775 litres of space

1. Visibility with halogen technology.



2. Visibility with full LED technology.



PEUGEOT Signature 'Claw Effect' lights (inspired by the iconic PEUGEOT 504 Coupe and Cabriolet)



Low boot sill for easier loading



"Magic Flat" rear seat release switch



Aluminium Boot Rails with accessory boot retainer (available at extra cost).

8 - Speed Efficient Automatic Transmission (EAT8)

**8 - Speed Efficient Automatic Transmission (EAT8):** (Exclusive to GT 2.0L BlueHDI 180 S&S versions)

Our latest gearbox innovation in partnership with Aisin, featuring 8 gears for optimum driving pleasure, EAT8 offers:

- Up to a 5% reduction in fuel consumption as a result of optimised gearing
- Hyper progressive and linear with seamless changes for conquering the open road
- Optimised safety, gearbox automatically reverts to park 'P' upon switching off vehicle ignition.
- Reduced weight, through carefully selected materials, EAT8 offers weight saving of 6kg vs. EAT6

EAT8 is also controlled via the stylish new electric impulse control, beautifully designed, the compact selector perfectly complements the stylish design of the PEUGEOT i-Cockpit®.

EAT8 can also be controlled via the steering column mounted paddles.



BlueHDI Diesel Engine Technology

**BlueHDI Diesel Engine Technology:**

BlueHDI is the name given to Peugeot's latest generation of diesel engines. The result of a world-famous diesel heritage plus innovation and engineering excellence developed on the race track of Le Mans, BlueHDI complies with Euro 6 emission standards, to deliver exceptional fuel economy and CO<sub>2</sub> emissions alongside a driving experience rich in power and performance.

This excellence that has been developed and honed has led to our latest development in diesel engine technology:

- 1.5L BlueHDI 130 S&S

The new BlueHDI 130 makes its debut in the new PEUGEOT 308 range offering a host of innovations and benefits:

- Stronger performance from a smaller engine
- Improvements in fuel consumption
- Improved practicality, with dedicated AdBlue® filler under the fuel cap.



Model shown is new PEUGEOT 308 GT Line with optional Pearl White pearlescent paint.

**New PEUGEOT 308 Range: Options**

	ACTIVE	ALLURE	GT LINE	GT	GTi	Basic RRP £ Excluding VAT	VAT @ 20%	Total RRP £ including VAT
<b>PAINT</b>								
Coupe Franche paint (price includes Metallic paint at £525.00 incl VAT)	D369	-	-	-	○	1,083.33	216.67	<b>1,300.00</b>
Metallic paint	MO..	○	○	○	○	437.50	87.50	<b>525.00</b>
Pearlescent/special paint	M6../M5..	○	○	○	○	562.50	112.50	<b>675.00</b>
White paint	P0..	○	○	-	-	208.33	41.67	<b>250.00</b>
<b>SAFETY AND SECURITY</b>								
ACC Stop (Adaptive Cruise Control) + Automatic Emergency Braking (AEB52), (Only available with 2.0L BlueHDI 150 EAT6 S&S and 2.0L BlueHDI 180 EAT8 S&S) Available from September production	ZV42	-	-	○	○	333.33	66.67	<b>400.00</b>
ACC 30 (Adaptive Cruise Control that can slow the vehicle to 30km/h) + Automatic Emergency Braking (AEB52), (Only available with 1.5L BlueHdi 130 S&S) Available from September production	ZV42	-	○	○	○	333.33	66.67	<b>400.00</b>
Drive Assist pack (includes Driver Attention Alert DAA3, PEUGEOT Smartbeam Assistance, speed limit recognition and recommendation, active lane keeping assistance, electric parking brake and halogen front fog lights)	ZV47	○	-	-	-	691.67	138.33	<b>830.00</b>
Drive Assist pack (includes Driver Attention Alert DAA3, PEUGEOT Smartbeam Assistance, speed limit recognition and recommendation and active lane keeping assistance) *When paired with City Park option 'UB08', Active Blind Spot Detection is also included*	ZV47	-	○	○	○	416.67	83.33	<b>500.00</b>
PEUGEOT Connect SOS and Assistance	YR05	○	○	●	●	208.33	41.67	<b>250.00</b>
Safety Plus pack (includes, Automatic Emergency Braking AEB52, Driver Attention Alert DAA3, PEUGEOT Smartbeam Assistance, speed limit recognition and recommendation, Active Lane Keeping Assistance, electric parking brake and halogen front fog lights) Cannot be ordered in conjunction with option ZV47. <b>** / ***</b> Available from September production	ZV44	○	-	-	-	941.67	188.33	<b>1,130.00</b>
Safety Plus pack (includes, Automatic Emergency Braking AEB52, Driver Attention Alert DAA3, PEUGEOT Smartbeam Assistance, speed limit recognition and recommendation and Active Lane Keeping Assistance) Cannot be ordered in conjunction with option ZV47. *When paired with City Park option 'UB08', Active Blind Spot Detection is also included* <b>** / ***</b> Available from September production	ZV44	-	○	○	○	666.67	133.33	<b>800.00</b>
Safety Plus pack + ACC Stop / ACC 30 (includes all of the contents of the Safety Plus pack + adaptive cruise control) (Only available with 1.5L BlueHDI 130 S&S, 2.0L BlueHDI 150 EAT6 S&S and 2.0L BlueHDI 180 EAT8 S&S) Available from September production	ZV49	-	○	○	○	916.67	183.33	<b>1,100.00</b>
<b>COMFORT AND CONVENIENCE</b>								
Aluminium boot rails (includes adjustable tethering points) (SW only)	SP13	-	○	●	●	83.33	16.67	<b>100.00</b>
Boot load restraining net (SW only)	NM01	○	○	○	○	125.00	25.00	<b>150.00</b>
City Park enhanced parking assistance system with blind spot monitoring (includes parallel and bay parking functionality) *When paired with drive assist pack 'ZV47' and safety plus pack 'ZV44'. Blind spot monitoring changes to Active Blind Spot Detection*	UB08	-	○	○	○	333.33	66.67	<b>400.00</b>
Driver Sport pack - available on PureTech 1.2 PureTech 110 S&S, 1.2 PureTech 130 S&S (manual and auto), 2.0 BlueHDI 150 manual. Standard on both GT & GTi engines.	QM02	-	○	○	●	308.33	61.67	<b>370.00</b>
Electric parking brake (includes hill assist) (Cannot be ordered in conjunction with options ZV44 and ZV47)	FH05	○	●	●	●	166.67	33.33	<b>200.00</b>
Peugeot Open and Go system (keyless entry with start/stop button)	YD01	-	○	○	●	291.67	58.33	<b>350.00</b>
Power folding door mirrors (includes courtesy approach lights)	HU13	○	●	●	●	83.33	16.67	<b>100.00</b>
Visio Park 1: 180° Colour reversing camera	QK02	-	○	●	●	166.67	33.33	<b>200.00</b>
Visio Park 1: 180° Colour reversing camera + front parking sensors	QK02	○	-	●	●	300.00	60.00	<b>360.00</b>
<b>INTERIOR FEATURES</b>								
Black Mistral leather sports style heated front seats with seat back pockets, massage function and electric lumbar adjustment. Leather rear seats with arm rest and ski flap. Also includes front and rear floormats	8DFX	-	○	-	-	1,250.00	250.00	<b>1,500.00</b>
Black Mistral (with red stitching) leather sports style heated front seats with seat back pockets, massage function and electric lumbar adjustment. Leather rear seats with arm rest and ski flap	8DFJ	-	-	○	○	1,000.00	200.00	<b>1,200.00</b>
<b>IN CAR ENTERTAINMENT</b>								
CD Player	WLF6	○	○	○	○	100.00	20.00	<b>120.00</b>
Denon® premium HIFI speaker system (Bespoke 500W speaker system comprising 9 x loudspeakers and a digital amplifier) *Please note this option enforces puncture repair kit on GT versions*	UN01	-	-	-	○	383.33	76.67	<b>460.00</b>
<b>EXTERIOR FEATURES</b>								
Full size spare wheel (only available on hatchback, 85 litre reduced boot volume) *Unavailable on 1.6L BlueHDI 120 manual Active and Allure and 1.2L PureTech 110 / 1.5L BlueHDI 130 manual Active versions*	ZH4A/ ZH2S/ ZH6H	○	○	○	○	83.33	16.67	<b>100.00</b>
Panoramic fixed cielo glass roof with electric interior blind (unavailable with Coupe Franche paint option on GTi)	OK01	○	●	●	○	416.67	83.33	<b>500.00</b>
Tow bar: detachable without tools, includes TSM (Trailer Sway Mitigation system) (13 pin plug)	D336	○	○	○	○	458.33	91.67	<b>550.00</b>
17" 'Rubis' diamond cut alloy wheels (with space saver spare wheel)* *Unavailable on 1.6L BlueHDI 120 manual, 1.5L BlueHDI 130 manual and 1.2L PureTech 110 Active versions*	ZH2R	○	●	-	-	250.00	50.00	<b>300.00</b>
17" 'Rubis' diamond cut alloy wheels (with full size spare wheel)* (only available on hatchback) *Unavailable on 1.6L BlueHDI 120 manual, 1.5L BlueHDI 130 manual and 1.2L PureTech 110 Active versions*	ZH2S	○	-	-	-	333.33	66.67	<b>400.00</b>
18" 'Saphir Black' two tone diamond cut alloy wheels (with space saver spare wheel)* *Unavailable on 1.6L BlueHDI 120 manual Allure versions*	ZHEO	-	○	-	-	250.00	50.00	<b>300.00</b>
18" 'Saphir Black' two tone diamond cut alloy wheels (with full size spare wheel)* (only available on hatchback) *Unavailable on 1.6L BlueHDI 120 manual Allure versions*	ZHEP	-	○	-	-	333.33	66.67	<b>400.00</b>
<b>EXTERIOR LIGHTING AND VISIBILITY</b>								
Full LED headlights (includes LED fog lights and sequential LED indicators, sports front bumper and grille)	LA05 + PR05	-	○	●	●	708.33	141.67	<b>850.00</b>

\*Please refer to technical specification page for impact on CO2 and MPG performance.

\*\* (Not available on Active 1.6L BlueHDI 100 and Allure 1.2L PureTech 110 versions until October 2017 build)

\*\*\* Option ZV44 unavailable on 1.6L BlueHDI 120 manual Active and Allure and 1.2L PureTech 110 Active versions.

	ACTIVE	ALLURE	GT LINE	GT	GTI
<b>BODYSTYLE</b>					
5 Door Hatchback	●	●	●	●	●
5 Door SW	●	●	●	●	-
<b>SAFETY AND SECURITY</b>					
ABS (Anti-lock Braking System) with EBD (Electronic Braking Distribution) and EBA (Emergency Braking Assistance)	●	●	●	●	●
Airbags: Adaptive driver and front passenger airbags (includes passenger airbag deactivation function)	●	●	●	●	●
Airbags: Driver and front passenger side airbag	●	●	●	●	●
Airbags: Front and rear curtain airbags	●	●	●	●	●
Alarm (Thatcham category one approved)	●	●	●	●	●
Automatic door locking when moving off	●	●	●	●	●
Automatic hazard light activation upon heavy brake application	●	●	●	●	●
Child locking functionality on rear doors	●	●	●	●	●
Deadlocking	●	●	●	●	●
Electronic code immobiliser	●	●	●	●	●
ESP (Electronic Stability Program)	●	●	●	●	●
Exterior temperature indicator with ice warning	●	●	●	●	●
Front optimised safety headrests and rear retractable headrests (x3), height-adjustable.	●	●	●	●	●
Front three-point retractable seatbelts, with force limiters	●	●	●	●	●
Front and rear disc brakes	●	●	●	●	●
Gear Shift Indicator	●	●	●	●	●
Headlights left on audible warning	●	●	●	●	●
Isofix child seat fittings (x2) in the outer rear seats	●	●	●	●	●
PEUGEOT Connect SOS and Assistance	○	○	●	●	●
Programmable cruise control and speed limiter	●	●	●	-	-
Rear three-point retractable seatbelts (x3), with force limiters in the outer rear seats	●	●	●	●	●
Seatbelt not fastened audible and visual alert for front seats	●	●	●	●	●
Seatbelt unfastened on the move audible and visual alert for front and rear seats	●	●	●	●	●
Seatbelt unfastened warning display	●	●	●	●	●
Self levelling headlamps (linked to full LED headlamp option)	-	○	●	●	●
Steel space saver spare wheel	●	●	●	●	-
Tyre pressure sensors	●	●	●	●	●
<b>COMFORT AND CONVENIENCE</b>					
Air conditioning (manual)	-	-	-	-	-
Automatic dual zone climate control	●	●	●	●	●
Central front armrest with height and longitudinal adjustment	●	●	●	●	●
Dark tinted rear side and tailgate windows	-	-	●	●	●
Electric and heated door mirrors	●	●	●	●	●
Electric parking brake (includes hill assist)	○	●	●	●	●
Electric power steering with reach- and rake-adjustable steering column	●	●	●	●	●
Front central console with cup-holder	●	●	●	●	●
Front interior light with reading spotlights (x2) and rear interior light with timer	●	●	●	●	●
Front windscreen wiper with multi-speed setting	●	●	●	●	●
Grab handles (x4), retractable, damped	●	●	●	●	●
Heated rear windscreen	●	●	●	●	●
Illuminated vanity mirrors	●	●	●	●	●
Map pockets on front seat backs	●	●	●	●	●

	ACTIVE	ALLURE	GT LINE	GT	GTI
Multifunction trip computer	●	●	●	●	●
One-touch electric front and rear windows with pinch protection	●	●	●	●	●
Parking sensors - rear	●	●	●	●	●
Parking sensors - front and rear	○	●	●	●	●
Peugeot i-Cockpit*	●	●	●	●	●
Peugeot i-Cockpit*: compact multi-function steering wheel	●	●	●	●	●
Peugeot i-Cockpit*: Head-up instrument panel	●	●	●	●	●
Peugeot i-Cockpit*: 9.7" capacitive touchscreen	●	●	●	●	●
PEUGEOT Open and Go (keyless entry and push button start)	-	○	○	●	●
Power folding door mirrors	○	●	●	●	●
Rear armrest with ski flap and two cup holders	-	●	●	●	●
Rear coat hooks (x2)	●	●	●	●	●
Rear windscreen wiper triggered automatically in reverse gear	●	●	●	●	●
Remote central locking (two remotes)	●	●	●	●	●
Roof mounted antenna	●	●	●	●	●
'Sport' button (Automatic transmission only on Active & Allure versions)	●	●	●	●	●
1/3 - 2/3 folding rear seat. Hatch only	●	●	●	●	●
1/3 - 2/3 folding rear seat ("Magic Flat" modularity with controls accessible from the boot). SW only	●	●	●	●	-
180° colour reversing camera	○	○	●	●	●
<b>INTERIOR FEATURES</b>					
Aluminium style pedals and door sills	-	-	●	●	●
Door armrests and facia panels trimmed in Mistral fabric	●	●	-	-	-
Door armrests and facia panels trimmed in Mistral leather effect trim with red stitch detail	-	-	●	●	●
Driver Sport Pack	-	○	○	●	●
Fixing rings (x4), in load area	●	●	●	●	●
Gear lever - automatic in black leather effect and satin chrome (EAT6)	●	●	●	-	-
Gear lever - automatic in gloss black and satin chrome (EAT8)	-	-	-	●	-
Gear lever - manual in black (5 speed gearbox) or satin chrome (6 speed gearbox)	●	●	●	●	●
Front armrest and gear lever gaiter with red contrast stitching	-	-	●	●	●
Mistral floor mats with red contrast stitching	-	-	●	●	●
Mistral full-grain leather steering wheel with stitch detail	●	●	-	-	-
Mistral full-grain leather steering wheel with red stitch detail	-	-	●	-	-
Mistral full-grain leather steering wheel with red stitch detail and 'GT' emblem	-	-	-	●	-
Mistral full-grain leather steering wheel with red stitch detail, 'GTI' emblem and red centering mark	-	-	-	-	●
Roof lining - light grey	●	●	-	-	-
Roof lining - Tramontane black	-	-	●	●	●
Satin chrome dashboard trim	●	●	●	●	●
Satin chrome interior door handles	●	●	●	●	●
Seating: 'Comfort' front seats	●	-	-	-	-
Seating: 'Sports style' front seats with elongated cushion bases and increased side support	-	●	●	●	●
Seating: GTI bucket seat with PEUGEOT Sport branding	●	●	●	●	●
Seating: driver and front passenger seat height adjustment	●	●	●	●	●
Seating: driver and front passenger seat manual adjustment (longitudinal and back rest angle)	●	●	●	●	●
Seating: driver and front passenger seat massage function (with two intensity settings)	-	○	○	○	●
Seating: driver seat lumbar adjustment	●	●	●	●	●
Seating: front passenger seat lumbar adjustment	-	●	●	●	●

New PEUGEOT 308 Range: Equipment

	ACTIVE	ALLURE	GT LINE	GT	GTI
Seating trim: Mistral 'Metax' cloth seat trim with overstitch detail	●	-	-	-	-
Seating trim: Mistral 'Oxford' leather effect and cloth seat trim with overstitch detail	-	●	-	-	-
Seating trim: Mistral 'Oxford Red' leather effect and cloth seat trim with red overstitch detail	-	-	●	-	-
Seating trim: Alcantara®, cloth and leather effect seat trim with red overstitch detail	-	-	-	●	-
Seating trim: PEUGEOT Sport branded Alcantara® and leather effect seat trim with red overstitch detail	-	-	-	-	●
Tonneau cover - retractable with dedicated storage under boot floor (SW only)	●	●	●	●	-
3.5" 'GT' instrument panel display	-	-	-	●	-
3.5" 'GTI' instrument panel display	-	-	-	-	●
<b>IN CAR ENTERTAINMENT</b>					
Bluetooth telephone facility	●	●	●	●	●
DAB Radio (Digital Audio Broadcasting)	●	●	●	●	●
Mirrorscreen: (Apple CarPlay®, Android Auto and Mirrorlink®)	●	●	●	●	●
USB Socket	●	●	●	●	●
Voice recognition (radio, navigation and telephony features)	●	●	●	●	●
3D Connected Navigation: includes TomTom® Live updates (3 year subscription)	●	●	●	●	●
6-Speaker radio, MP3 compatible	●	●	●	●	●
12 V socket	●	●	●	●	●
<b>EXTERIOR FEATURES</b>					
Aluminium longitudinal roof bars (SW only)	-	●	●	●	●
Aluminium door sill finishers	-	-	●	●	-
Aluminium 'GTI' door sill finishers	-	-	-	-	●
Body-colour exterior door handles	●	●	●	●	●
Door mirror shells: body colour	●	●	-	-	-
Door mirror shells: Nera black	○	○	●	●	●
Fuel filler cap with dedicated AdBlue inlet (diesel versions only)	●	●	●	●	-
'GT Line' emblems (front wings and tailgate)	-	-	●	-	-
'GT' emblems (front wings and tailgate)	-	-	-	●	-
'GTI' emblems (front wings and tailgate)	-	-	-	-	●
Large twin exhaust and black rear diffuser	-	-	-	-	●
Lowered ride height (7mm at front and 10mm at rear)	-	-	-	●	-
Lowered ride height 11mm (vs. standard ride height)	-	-	-	-	●
Panoramic fixed cielo glass roof (includes electric interior blind). (not GTI)	-	●	●	●	-
Radiator grille: chrome edge trim and with black central detail	●	-	-	-	-
Radiator grille: chrome edge trim and with chrome central detail	-	●	-	-	-
Radiator grille: chequered with chrome edge trim and red 'PEUGEOT' lettering	-	-	●	●	-
Radiator grille: gloss black chequered with gloss black edge trim and red 'PEUGEOT' lettering	-	-	-	-	●
Red painted Peugeot Sport brake calipers with 380mm front discs	-	-	-	-	●
Side window trim: black rubber (GTI Coupe Franche only)	●	-	-	-	●
Side window trim: chrome (GTI non Coupe Franche only)	-	●	●	●	●
Sports front bumper design (linked to LED headlight option, LA05 + PR05 on Allure)	-	○	●	-	-
Sports front bumper design with black lower bumper finisher (GTI Ultimate Red or Ultimate Red Coupe Franche only)	-	-	-	●	●
Sports front bumper design with red lower bumper finisher (GTI non Ultimate Red or Ultimate Red Coupe Franche only)	-	-	-	-	●
Sports front bumper skirts	-	-	-	-	●
Sports side skirt design	-	-	●	●	●
Torsen® limited slip differential	-	-	-	-	●

	ACTIVE	ALLURE	GT LINE	GT	GTI
Twin exhaust effect trim	-	-	●	●	-
16" 'Quartz' alloy wheels	●	-	-	-	-
17" 'Rubis' diamond cut alloy wheels (16" 'Zyrcon' on Allure 1.6L BlueHDi 120 versions)	-	●	-	-	-
18" 'Diamant' two tone finish diamond cut alloy wheels	-	-	●	●	-
19" 'Carbone' two tone finish diamond cut alloy wheels	-	-	-	-	●
<b>EXTERIOR LIGHTING AND VISIBILITY</b>					
Full LED headlights	-	○	●	●	●
Halogen fog lights	-	●	-	-	-
Halogen headlights	●	●	-	-	-
LED daytime running lights built into the headlamp unit	●	●	●	●	●
LED fog lights	-	○	●	●	-
LED sequential scrolling front indicators	-	○	●	●	-
Rear numberplate lights (x2)	●	●	●	●	●
Rear LED PEUGEOT signature 'Claw Effect' lights (hatch only) (with daylight running function)	●	●	●	●	●
Side indicator lights integrated into door mirrors	●	●	●	●	●
Visibility pack: automatic lights	●	●	●	●	●
Visibility pack: automatic windscreen wipers	●	●	●	●	●
Visibility pack: electrochromic rear view mirror (auto dimming)	●	●	●	●	●
Visibility pack: 'follow me home headlamps'	●	●	●	●	●



		ACTIVE	ALLURE	GT LINE	GT	GT	GT	GTI	
<b>Upholstery</b>		Mistral 'Metax' cloth seat trim with overstitch detail	Mistral 'Oxford' leather effect and cloth seat trim with overstitch detail	Black Mistral leather trim with overstitch detail	Mistral 'Oxford Red' leather effect and cloth seat trim with red overstitch detail	Black Mistral leather trim with red overstitch detail	Alcantara®, cloth and leather effect seat trim with red overstitch detail	Black Mistral leather trim with red overstitch detail	PEUGEOT Sport branded Alcantara® and leather effect seat trim with red overstitch detail
<b>Carpets / Roof-lining</b>		Mistral black / light grey	Mistral black / light grey	Mistral black / Tramontane black	Mistral black / Tramontane black	Mistral black / Tramontane black	Mistral black / Tramontane black	Mistral black / light grey	
<b>SOLID PAINT</b>									
<b>Hurricane Grey</b>	P09G	●	●	○	●	○	●	○	●
<b>Bianca White</b>	P0WP	○	○	○	-	-	-	-	-
<b>METALLIC PAINT</b>									
<b>Cumulus Grey</b>	M0F4	○	○	○	○	○	○	○	○
<b>Nimbus Grey</b>	M0VL	○	○	○	-	-	-	-	-
<b>Twilight Blue</b>	M0KU	○	○	○	-	-	-	-	-
<b>Nera Black</b>	M09V	○	○	○	○	○	○	○	○
<b>Magnetic Blue</b>	M0EG	-	○	○	○	○	○	○	○
<b>SPECIAL PAINT</b>									
<b>Ultimate Red</b>	M5F3	○	○	○	○	○	○	○	○
<b>Pearlescent White</b>	M6N9	○	○	○	○	○	○	○	○
<b>'COUPE FRANCHE' PAINT</b>									
<b>Magnetic Blue / Nera Black</b>	M0EG + D369	-	-	-	-	-	-	-	○
<b>Ultimate Red / Nera Black</b>	M5F3 + D369	-	-	-	-	-	-	-	○



## New PEUGEOT 308 Range: Upholstery Options

	ACTIVE	ALLURE		GT LINE		GT		GTI	
Upholstery	Mistral 'Metax' cloth seat trim with overstitch detail	Mistral 'Oxford' leather effect and cloth seat trim with overstitch detail	Black Mistral leather trim with overstitch detail	Mistral 'Oxford Red' leather effect and cloth seat trim with red overstitch detail	Black Mistral leather trim with red overstitch detail	Alcantara®, cloth and leather effect seat trim with red overstitch detail	Black Mistral leather trim with red overstitch detail	PEUGEOT Sport branded Alcantara® and leather effect seat trim with red overstitch detail	
Trim Code	67FX	66FX	8DFX	ONFJ	8DFJ	1UFJ	8DFJ	0JFJ	
Seat Trim Availability	●	●	○	●	○	●	○	●	●



## New PEUGEOT 308 Range: Alloy Wheel Options

	Active	Allure	GT LINE	GT	GTI
15" steel wheels with Ambre trims	-	-	-	-	-
16" 'Quartz' alloy wheels	●	-	-	-	-
16" 'Zyrcon' alloy wheels (Allure 1.6L BlueHDi 120 Manual versions only)	●	-	-	-	-
17" 'Rubis' diamond cut alloy wheels	○	●	-	-	-
18" 'Saphir Black' two tone diamond cut alloy wheels	-	○	-	-	-
18" 'Diamant' two tone finish diamond cut alloy wheels	-	-	●	●	-
19" 'Carbone' two tone finish diamond cut alloy wheels	-	-	-	-	●



16" 'Quartz'



16" 'Zyrcon'



17" 'Rubis'



18" 'Saphir Black'



18" 'Diamant'



19" 'Carbone'



New PEUGEOT 308 Hatchback: Technical Specification

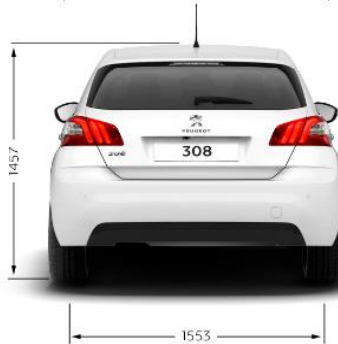

		Petrol					Diesel							
		1.2L PureTech 110 S65 5-speed manual	1.2L PureTech 130 S65 6-speed manual	1.2L PureTech 130 EAT6 S65 6-speed Efficient Automatic Transmission	1.6L THP 205 S65 6-speed manual	1.6L THP 270 S65 6-speed manual	1.6L BlueHDi 100 S65 5-speed manual	1.6L BlueHDi 120 S65 6-speed manual	1.6L BlueHDi 120 EAT6 S65 6-speed Efficient Automatic Transmission	1.5L BlueHDi 130 S65 6-speed manual	2.0L BlueHDi 150 S65 6-speed manual	2.0L BlueHDi 150 EAT6 S65 6-speed Efficient Automatic Transmission	2.0L BlueHDi 180 EAT6 S65 8-speed Efficient Automatic Transmission	
DRIVETRAIN	Fuel type	Petrol	Petrol	Petrol	Petrol	Petrol	Diesel	Diesel	Diesel	Diesel	Diesel	Diesel	Diesel	
	Stop and Start functionality	•	•	•	•	•	•	•	•	•	•	•	•	
	Cubic capacity (cc)	1199	1199	1199	1598	1598	1560	1560	1560	TBC	1997	1997	1997	
	Maximum power hp (Kw)	110 (81) @5500	131 (96) @5500	131 (96) @5500	205 (151) @6000	272 (200) @6000	99 (73) @ 3750	120 (88) @3500	120 (88) @3500	TBC	150 (110) @4000	150 (110) @4000	181 (133) @3750	
	Maximum torque lb/ft (Nm)	151 (205) @1500	170 (230) @1750	170 (230) @1750	210 (285) @1750	243 (330) @1900	187 (254) @ 1750	221 (300) @ 1750	221 (300) @ 1750	TBC	273 (370) @ 2000	273 (370) @ 2000	295 (400) @ 2000	
	5 speed manual	•	•	•	•	•	•	•	•	•	•	•	•	
6 speed manual														
6 speed automatic														
BRAKES	Front and rear discs	•	•	•	•	•	•	•	•	•	•	•	•	
	Front suspension	Pseudo MacPherson												
SUSPENSIONS AND TYRES	Rear suspension	De-formable Crossmember												
	Size - 15" tyres	195/65R15H												
	Size - 16" tyres	205/55R16V												
	Size - 17" tyres	225/45R17V												
	Size - 18" tyres	225/40R18V												
	Size - 19" tyres	235/35R19 91Y												
	Spare wheel (space saver)	•	•	•	•	-	•	•	•	•	•	•	•	•
FUEL	Capacity (litres)	53												
	Carbon monoxide (mg/km)	168.7	195.6	222.2	777.5	613.8	187.9	169.9 / 117.9 / 190.1	142.8	TBC	298	365.3	TBC	
REGULATED EMISSIONS	Total hydrocarbons (mg/km)	30.5	32.9	52.1	37.1	47.9	-	-	-	-	-	-	-	
	Nitrogen Oxides (mg/km)	19.7	23.1	21.8	14.7	7.8	49.9	61.6 / 62.2 / 65.3	43.8	TBC	58.8	47.9	TBC	
	Total Hydrocarbons + Nitrogen Oxides (mg/km)	-	-	-	-	-	70.1	73.6 / 70.4 / 81.2	53.3	TBC	83	72.4	TBC	
	Particulate Matter (mg/km)	0.92	0.76	1.87	0.52	1.09	0.02	0.02 / 0.09 / 0.04	0.02	TBC	0.28	0.2	TBC	
FUEL CONSUMPTION, EMISSIONS and PERFORMANCE (driver only) INFORMATION	15" and 16" wheels	Maximum speed (mph)	117	129	128	-	-	116	122	122	TBC	-	-	-
		Acceleration 0-62 mph driver only (sec)	11.1	9.6	9.1	-	-	11.3	9.7	9.5	TBC	-	-	-
		Urban drive cycle MPG (litres/100km)	54.3 (5.2)	49.6 (5.7)	50.4 (5.6)	-	-	65.7 (4.3)	80.7 (3.5) / 78.5 (3.6)**	68.9 (4.1)	TBC	-	-	-
		Extra Urban drive cycle MPG (litres/100km)	83.1 (3.4)	74.3 (3.8)	70.6 (4.0)	-	-	88.3 (3.2)	97.4 (2.9) / 94.2 (3)**	83.1 (3.4)	TBC	-	-	-
		Combined drive cycle MPG (litres/100km)	70.6 (4.0)	62.8 (4.5)	62.8 (4.5)	-	-	78.5 (3.6)	91.1 (3.1) / 88.3 (3.2)**	78.5 (3.6)	TBC	-	-	-
		Regulated Emission Standard	Euro 6	Euro 6	Euro 6	-	-	Euro 6	Euro 6	Euro 6	TBC	-	-	-
		Carbon Dioxide (CO2) emissions (g/km)	95	104	106	-	-	94	82 / 84**	95	TBC	-	-	-
	17", 18" and 19" wheels	Maximum speed (mph)	117	125	124	146	155	112	117	118	TBC	132	131	TBC
		Acceleration 0-62 mph driver only (sec)	11.8	10.3	9.8	7.5	6	12.2	10.3	10.2	TBC	8.9	8.6	TBC
		Urban drive cycle MPG (litres/100km)	48.7 (5.8)	48.7 (5.8)	47.9 (5.9)	38.2 (7.4)	34.9 (8.1)	64.2 (4.4)	64.2 (4.4)	64.2 (4.4)	TBC	61.4 (4.6)	58.9 (4.8)	TBC
		Extra Urban drive cycle MPG (litres/100km)	70.6 (4.0)	70.6 (4.0)	65.7 (4.3)	61.4 (4.6)	57.6 (4.9)	88.3 (3.2)	83.1 (3.4)	78.5 (3.6)	TBC	80.7 (3.5)	76.3 (3.7)	TBC
		Combined drive cycle MPG (litres/100km)	61.4 (4.6)	61.4 (4.6)	57.6 (4.9)	50.4 (5.6)	47.1 (6.0)	76.3 (3.7)	74.3 (3.8)	72.4 (3.9)	TBC	72.4 (3.9)	68.9 (4.1)	TBC
		Regulated Emission Standard	Euro 6	Euro 6	Euro 6	Euro 6	Euro 6	Euro 6	Euro 6	Euro 6	TBC	Euro 6	Euro 6	TBC
		Carbon Dioxide (CO2) emissions (g/km)	107	107	112	130	139	96	98	101	TBC	102	108	TBC
VEHICLE WEIGHT INFORMATION (KG)	Gross vehicle weight	1720	1750	1770	1790	1790	1780	1805	1820	TBC	1870	1900	TBC	
	Mass in service	1345	1370	1380	1415	1395	1400	1430	1440	TBC	1490	1535	TBC	
	Kerb weight	1080	1090	1150	1200	1205	1160	1185	1200	TBC	1290	1310	TBC	
	Gross train weight	2920	3041	2970	3190	0	3074	3203	3120	TBC	3465	3398	TBC	
	Maximum braked trailer weight	1200	1300	1200	1400	0	1300	1400	1300	TBC	1600	1500	TBC	
	Maximum tow ball weight	75	75	75	75	0	75	75	75	TBC	75	75	TBC	
INSURANCE CODES	Access (Specialist Fleets Only)	TBC	-	-	-	-	TBC	TBC	-	TBC	-	-	-	
	Active	TBC	TBC	TBC	-	-	TBC	TBC	TBC	TBC	-	-	-	
	Allure	TBC	TBC	TBC	-	-	-	TBC	TBC	TBC	-	-	-	
	GT Line	-	TBC	TBC	-	-	-	TBC	TBC	TBC	TBC	TBC	-	
	GT	-	-	-	TBC	-	-	-	-	-	-	-	TBC	
	GTI	-	-	-	-	TBC	-	-	-	-	-	-	-	

\*\*Allure 1.6 BlueHDi 120 S65 Manual is fitted with 16" "Diamond" alloy wheel

New PEUGEOT 308 SW: Technical Specification

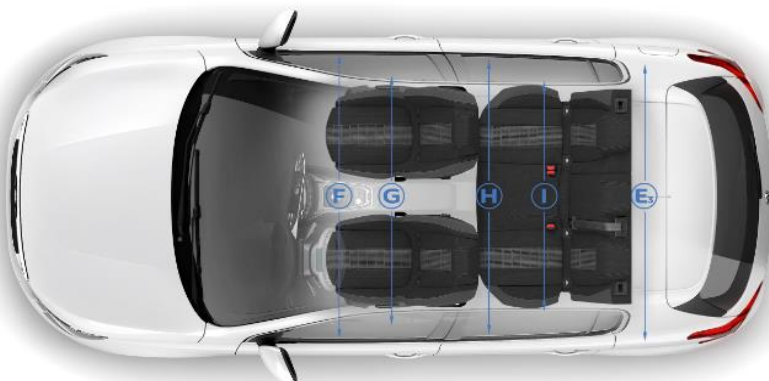
		Petrol				Diesel						
		1.2L PureTech 110 S65 5-speed manual	1.2L PureTech 130 S65 6-speed manual	1.2L PureTech 130 EAT6 S65 6-speed Efficient Automatic Transmission	1.6L BlueHDi 100 S65 5-speed manual	1.6L BlueHDi 120 S65 6-speed manual	1.6L BlueHDi 120 EAT6 S65 6-speed Efficient Automatic Transmission	1.5L BlueHDi 130 S65 6-speed manual	2.0L BlueHDi 150 S65 6-speed manual	2.0L BlueHDi 150 EAT6 S65 6-speed Efficient Automatic Transmission	2.0L BlueHDi 180 EAT8 S65 8-speed Efficient Automatic Transmission	
DRIVETRAIN	Fuel type	Petrol	Petrol	Petrol	Diesel	Diesel	Diesel	Diesel	Diesel	Diesel	Diesel	
	Stop and Start functionality	●	●	●	●	●	●	●	●	●	●	
	Cubic capacity (cc)	1199	1199	1199	1560	1560	1560	TBC	1997	1997	1997	
	Maximum power hp (Kw)	110 (81) @5500	131 (96) @5500	131 (96) @5500	99 (73) @ 3750	120 (88) @3500	120 (88) @3500	TBC	150 (110) @4000	150 (110) @4000	181 (133) @3750	
	Maximum torque lb/ft (Nm)	151 (205) @1500	170 (230) @1750	170 (230) @1750	187 (254) @ 1750	221 (300) @ 1750	221 (300) @ 1750	TBC	273 (370) @ 2000	273 (370) @ 2000	295 (400) @ 2000	
	5 speed manual	●			●							
6 speed manual		●			●			●				
6 speed automatic			●				●			●		
BRAKES	Front and rear discs	●	●	●	●	●	●	●	●	●	●	
SUSPENSIONS AND TYRES	Front suspension	Pseudo MacPherson										
	Rear suspension	De-formable Crossmember										
	Size - 15" tyres	195/65R15H										
	Size - 16" tyres	205/55R16V										
	Size - 17" tyres	225/45R17V										
	Size - 18" tyres	225/40R18W										
	Spare wheel (space saver)	●	●	●	●	●	●	●	●	●	●	
FUEL	Capacity (litres)											
REGULATED EMISSIONS	Carbon monoxide (mg/km)	168.7	195.6	222.2	187.9	117.9 / 190.1	142.8	TBC	298	365.3	TBC	
	Total hydrocarbons (mg/km)	30.5	32.9	52.1	-	-	-	-	-	-	-	
	Nitrogen Oxides (mg/km)	19.7	23.1	21.8	49.9	62.2 / 65.3	43.8	TBC	58.8	47.9	TBC	
	Total Hydrocarbons + Nitrogen Oxides (mg/km)	-	-	-	70.1	70.4 / 81.2	53.3	TBC	83	72.4	TBC	
	Particulate Matter (mg/km)	0.92	0.76	1.87	0.02	0.09 / 0.04	0.02	TBC	0.28	0.2	TBC	
FUEL CONSUMPTION, EMISSIONS and PERFORMANCE (driver only) INFORMATION	15" and 16" wheels	Maximum speed (mph)	117	127	127	114	121	121	TBC	-	-	-
		Acceleration 0-62 mph driver only (sec)	11.6	10	9.5	11.8	10.1	9.9	TBC	-	-	-
		Urban drive cycle MPG (litres/100km)	83.3 (5.3) II	48.7 (5.8)	50.4 (5.6)	65.7 (4.3)	78.5 (3.6) / 78.5 (3.6)**	67.3 (4.2)	TBC	-	-	-
		Extra Urban drive cycle MPG (litres/100km)	80.7 (3.5) II	72.4 (3.9)	70.6 (4.0)	88.3 (3.2)	94.2 (3) / 88.3 (3.2)**	80.7 (3.5)	TBC	-	-	-
		Combined drive cycle MPG (litres/100km)	87.3 (4.2) II	61.4 (4.6)	62.8 (4.5)	78.5 (3.6)	88.3 (3.2) / 85.6 (3.3)**	74.3 (3.8)	TBC	-	-	-
		Regulated Emission Standard	Euro 6	Euro 6	Euro 6	Euro 6	Euro 6	Euro 6	TBC	-	-	-
		Carbon Dioxide (CO2) emissions (g/km)	99 II	106	106	94	85 / 88**	99	TBC	-	-	-
	17", 18" and 19" wheels	Maximum speed (mph)	117	124	123	111	117	117	TBC	130	130	TBC
		Acceleration 0-62 mph driver only (sec)	12.4	10.6	10.1	12.8	10.7	10.6	TBC	9.2	8.9	TBC
		Urban drive cycle MPG (litres/100km)	47.1 (6)	47.9 (5.9)	47.9 (5.9)	64.2 (4.4)	60.1 (4.7)	62.8 (4.5)	TBC	61.4 (4.6)	56.5 (5.0)	TBC
		Extra Urban drive cycle MPG (litres/100km)	68.9 (4.1)	68.9 (4.1)	65.7 (4.3)	88.3 (3.2)	80.7 (3.5)	76.3 (3.7)	TBC	80.7 (3.5)	74.3 (3.8)	TBC
		Combined drive cycle MPG (litres/100km)	58.9 (4.8)	58.9 (4.8)	57.6 (4.9)	76.3 (3.7)	72.4 (3.9)	70.6 (4.0)	TBC	72.4 (3.9)	65.7 (4.3)	TBC
		Regulated Emission Standard	Euro 6	Euro 6	Euro 6	Euro 6	Euro 6	Euro 6	TBC	Euro 6	Euro 6	TBC
		Carbon Dioxide (CO2) emissions (g/km)	111	111	112	96	102	105	TBC	102	112	TBC
VEHICLE WEIGHT INFORMATION (KG)	Gross vehicle weight	1825	1840	1855	1880	1900	1910	TBC	1970	2000	TBC	
	Mass in service	1405	1420	1440	1460	1475	1495	TBC	1550	1580	TBC	
	Kerb weight	1190	1190	1200	1200	1295	1310	TBC	1315	1420	TBC	
	Gross train weight	2925	3040	2955	3080	3170	3110	TBC	3470	3400	TBC	
	Maximum braked trailer weight	1100	1200	1100	1200	1300	1200	TBC	1500	1400	TBC	
	Maximum tow ball weight	71	71	71	71	71	71	TBC	71	71	TBC	
INSURANCE CODES	Access (Specialist Fleets Only)	TBC	-	-	TBC	TBC	-	TBC	-	-	-	
	Active	TBC	TBC	TBC	TBC	TBC	TBC	TBC	-	-	-	
	Allure	TBC	TBC	TBC	-	TBC	TBC	TBC	-	-	-	
	GT Line	-	TBC	TBC	-	TBC	TBC	TBC	TBC	TBC	-	
	GT	-	-	-	-	-	-	-	-	-	TBC	

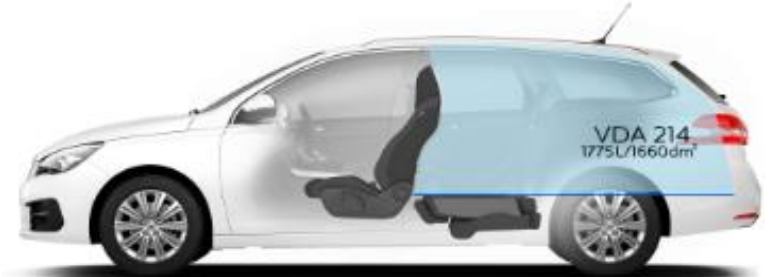
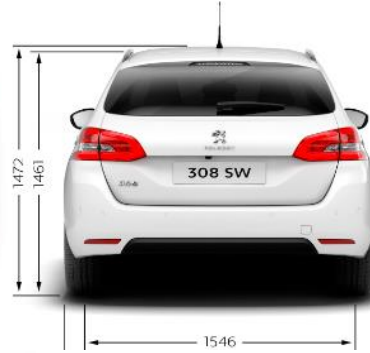
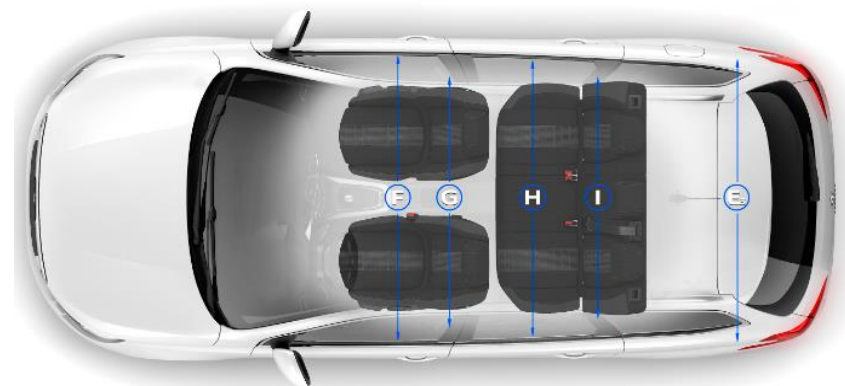
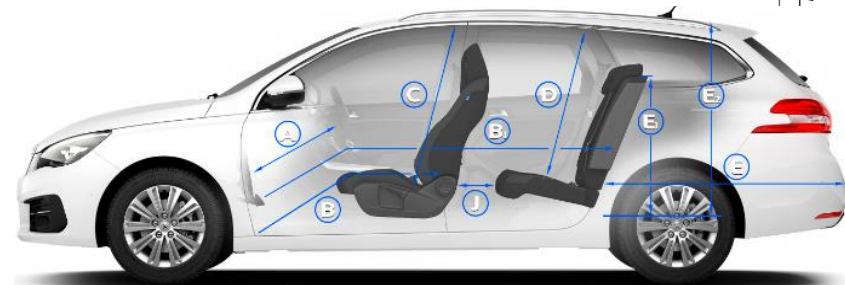

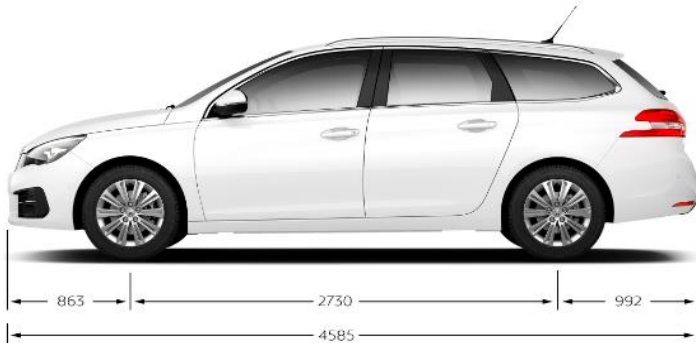
\*\*Allure 1.6 BlueHDi 120 S65 Manual is fitted with 16" 'Diamond' alloy wheel



(mm)

<b>A</b>	673
<b>B</b>	866
<b>B<sub>1</sub></b>	1688
<b>C</b>	895
<b>D</b>	874
<b>E</b>	807
<b>E<sub>1</sub></b>	552
<b>E<sub>2</sub></b>	774
<b>E<sub>3</sub></b>	1099
<b>F</b>	1440
<b>G</b>	1395
<b>H</b>	1412
<b>I</b>	1365
<b>J</b>	95





	(mm)
<b>A</b>	673
<b>B</b>	866
<b>B<sub>1</sub></b>	1726
<b>C</b>	907
<b>D</b>	885
<b>E</b>	1037
<b>E<sub>1</sub></b>	499
<b>E<sub>2</sub></b>	741
<b>E<sub>3</sub></b>	1107
<b>F</b>	1440
<b>G</b>	1395
<b>H</b>	1409
<b>I</b>	1363
<b>J</b>	124

**Manufacturers Recommended Retail Price On The Road**

**The On the Road MRRP featured includes the following from April 2017:**

Tax band	CO2 (g/km)	First Year VED	Annual Tax	First Reg fee	Delivery Charge	VAT @ 20% on Delivery	Total OTR Costs
<b>A</b>	0	£0.00	£0.00	£55.00	£550.83	£110.17	<b>£716.00</b>
<b>B</b>	1-50	£10.00	£140.00	£55.00	£550.83	£110.17	<b>£726.00</b>
<b>C</b>	51-75	£25.00	£140.00	£55.00	£550.83	£110.17	<b>£741.00</b>
<b>D</b>	76-90	£100.00	£140.00	£55.00	£550.83	£110.17	<b>£816.00</b>
<b>E</b>	91-100	£120.00	£140.00	£55.00	£550.83	£110.17	<b>£836.00</b>
<b>F</b>	101-110	£140.00	£140.00	£55.00	£550.83	£110.17	<b>£856.00</b>
<b>G</b>	111-130	£160.00	£140.00	£55.00	£550.83	£110.17	<b>£876.00</b>
<b>H</b>	131-150	£200.00	£140.00	£55.00	£550.83	£110.17	<b>£916.00</b>
<b>I</b>	151-170	£500.00	£140.00	£55.00	£550.83	£110.17	<b>£1,216.00</b>
<b>J</b>	171-190	£800.00	£140.00	£55.00	£550.83	£110.17	<b>£1,516.00</b>
<b>K</b>	191-225	£1,200.00	£140.00	£55.00	£550.83	£110.17	<b>£1,916.00</b>
<b>L</b>	226-255	£1,700.00	£140.00	£55.00	£550.83	£110.17	<b>£2,416.00</b>
<b>M</b>	Over 255	£2,000.00	£140.00	£55.00	£550.83	£110.17	<b>£2,716.00</b>

VAT is calculated at 20%

VAT is not applicable to cars sold in the Channel Islands

**PEUGEOT 3 Years of Warranty**

All vehicles first registered in the UK and purchased from a UK Peugeot Dealer benefit from a Peugeot 2 year unlimited mileage manufacturer's warranty and a free optional additional 1 year of warranty provided by the Peugeot Dealer Network in the UK.

**PEUGEOT Assistance**

All new Peugeots come with Peugeot Assistance, our breakdown assistance service.

Provided by the AA, Peugeot Assistance is available every minute of the day and night; 365 days of the year, for you and anyone else driving your Peugeot with your permission.

Full details are available at [www.peugeot.co.uk](http://www.peugeot.co.uk)

**Terms and Conditions**

Every endeavour has been made to ensure that the information, details and descriptions set out in this literature are correct, at the time of going to print.

It is our policy to continually improve our vehicles in every way. We reserve the right to modify our vehicles price, specification (including colour), equipment, accessories and characteristics or to discontinue any model, without notice, at any time.

To avoid any misunderstandings you are advised to check with your Peugeot Dealer the specification (including colour), equipment accessories and equipment relating to any Peugeot vehicle and the exact cost and availability prior to ordering.

Where a feature is described as an option in this publication it should be assumed that it is at extra cost unless specifically stated otherwise.

Issued by Sales and Marketing, Peugeot Motor Company PLC, Pinley House, Sunbeam Way, Coventry CV3 1ND.

